



IJRASET

International Journal For Research in
Applied Science and Engineering Technology



INTERNATIONAL JOURNAL FOR RESEARCH

IN APPLIED SCIENCE & ENGINEERING TECHNOLOGY

Volume: 12 **Issue:** XII **Month of publication:** December 2024

DOI: <https://doi.org/10.22214/ijraset.2024.65781>

www.ijraset.com

Call:  08813907089

E-mail ID: ijraset@gmail.com

Advanced Image Resolution Enhancement via Deep Learning

Sudipa Kower¹, Dr. Sangita Roy²

¹Student, ²Associate Professor, ECE Department, Narula Institute of Technology, West Bengal, India

Abstract: *The primary objective of the project is to enhance techniques for super-resolution picture enhancement. Super-resolution aims to reconstruct high-resolution images from lower-resolution inputs in order to address the drawbacks of conventional imaging systems. Utilizing the most recent deep learning architectures, the research employs convolutional neural networks (CNNs) and innovative techniques to achieve high picture resolution. The model is trained on large datasets of high- and low-resolution picture pairings, enabling it to recognize intricate patterns and nuances that enable it to generate significantly better images. By examining various deep learning architectures and optimization strategies, the research aims to push the boundaries of super-resolution capabilities. Image processing is advanced by the research's practical applications in fields like satellite imagery, surveillance systems, and medical imaging.*

I. INTRODUCTION

Super-resolution imaging (SR) is a class of techniques that enhance (increase) the resolution of an imaging system. In optical SR the diffraction limit of systems is transcended, while in geometrical SR the resolution of digital imaging sensors is enhanced. In some radar and sonar imaging applications (e.g. magnetic resonance imaging (MRI), high-resolution computed tomography), subspace decomposition-based methods (e.g. MUSIC) and compressed sensing-based algorithms (e.g., SAMV) are employed to achieve SR over standard periodogram algorithm. Super-resolution imaging techniques are used in general image processing and in super resolution microscopy.

II. BASIC TECHNIQUES

Super-resolution is a set of techniques used to enhance the resolution of an image beyond its original size or quality. Here are some basic techniques employed in super image resolution:

A. Single Image Super Resolution (SISR)

- 1) Definition: SISR enhances the resolution of a single low-resolution image by reconstructing high-frequency details.
- 2) Key Goal: Generate a high-resolution (HR) image from a low-resolution (LR) input while preserving details and textures.
- 3) Applications: Widely used in medical imaging, satellite imagery, surveillance, and digital media upscaling.
- 4) Techniques: Includes interpolation (basic), deep learning (CNNs, GANs), and transformer-based approaches.
- 5) Challenges: Requires overcoming noise, artifacts, and limited details in LR images for accurate reconstruction.
- 6) Advancements: AI-driven SISR models are achieving state-of-the-art results, improving image quality dramatically.
- 7) Real-Time SISR: Emerging models enable high-speed enhancement for video streaming and live applications.
- 8) Future Prospects: Integration with edge computing and 3D SISR for advanced imaging solutions.

B. Multiple Image Super-Resolution (MISR)

- 1) Definition: MISR combines information from multiple low-resolution images of the same scene to generate a single high-resolution image.
- 2) Key Principle: Leverages slight variations between input images (e.g., angles, lighting) to enhance detail reconstruction.
- 3) Applications: Used in medical imaging, astrophotography, satellite imaging, and video frame enhancement.
- 4) Techniques: Involves image alignment, motion estimation, and reconstruction, often powered by AI or classical optimization methods.
- 5) Advantages: Achieves higher accuracy compared to SISR by utilizing additional information from multiple images.
- 6) Challenges: Requires precise alignment of images and robust handling of noise, motion, and inconsistencies.
- 7) Advancements: AI-based MISR models improve processing efficiency and quality, even with partially aligned images.
- 8) Future Potential: Integration with real-time systems for live applications, such as surveillance and remote sensing.

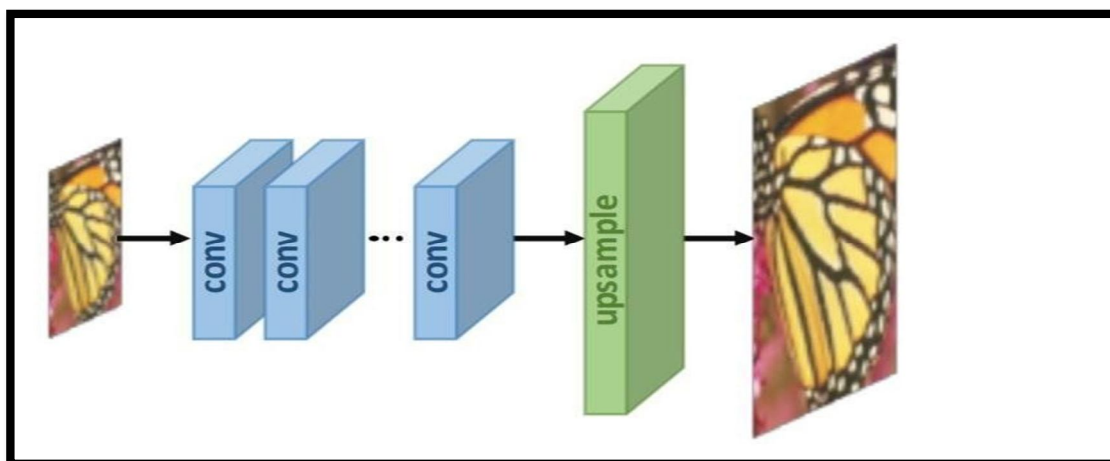


Fig 1: Multiple Filters Image Resolution enhancement

III. DEEP LEARNING APPROACHES

A. Convolutional Neural Networks (CNNs)

- 1) *Definition:* CNNs are a type of deep learning models that are particularly made to interpret pictures and other structured grid data. CNNs have demonstrated remarkable efficacy in learning complex mappings from low-resolution to high-resolution pictures in the super resolution scenario.
- 2) *Success Stories:* CNNs have demonstrated remarkable performance in super-resolution tasks, as demonstrated by models such as SRCNN (Super-Resolution Convolutional Neural Network), VDSR (Very Deep Super-Resolution), and EDSR (Enhanced Deep Super Resolution). In order to collect and understand hierarchical information, these architectures usually comprise of many layers using convolutional processes.
- 3) *Learning Complex Mappings:* CNNs have the ability to acquire intricate features and correlations from the picture input. During the training phase, they automatically pick up new filters and adjust them so they can produce high resolution details from low resolution inputs.

B. Generative Adversarial Networks (GANs)

- 1) *Definition:* Generating adversarial networks (GANs) are a kind of deep learning model made up of two networks, a discriminator and a generator, that are trained against each other. In super resolution GANs are frequently employed to produce realistic and high-quality pictures.

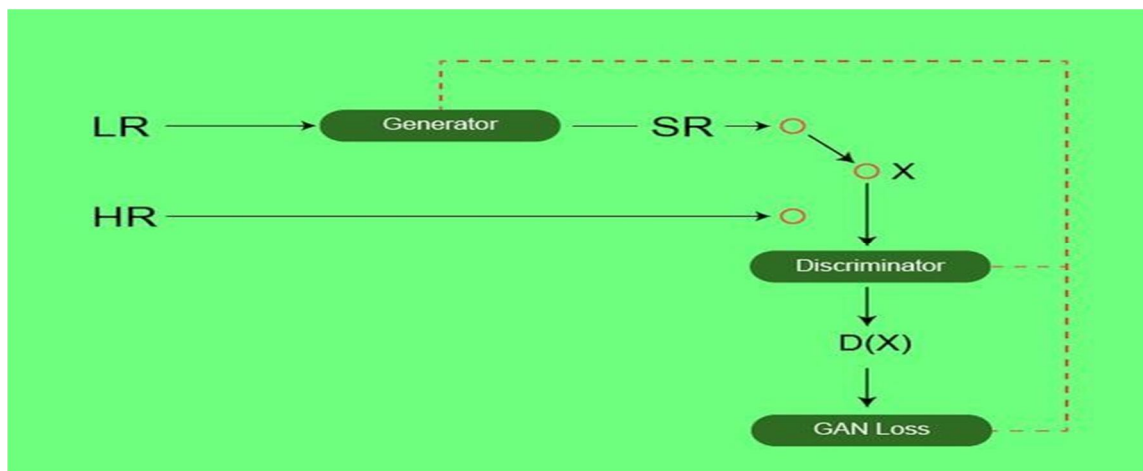


Fig 2: SRGAN Architecture

- 2) *Adversarial Training*: Using GANs, adversarial training gives the learning process a competitive edge. Motivated by the discriminator's input, the generator continuously refines its capacity to generate realistic pictures, resulting in improved super-resolution outcomes. Architecture: Similar to GAN architectures, the Super Resolution GAN also contains two parts Generator and Discriminator where generator produces some data based on the probability distribution and discriminator tries to guess weather data coming from input dataset or generator. Generator than tries to optimize the generated data so that it can fool the discriminator. Below are the generator and discriminator architectural details:
- 3) *Discriminator Architecture*: The task of the discriminator is to discriminate between real HR images and generated SR images. The discriminator architecture used in this paper is similar to DC- GAN architecture with Leaky ReLU as activation. The network contains eight convolutional layers with of 3×3 filter kernels, increasing by a factor of 2 from 64 to 512 kernels. Strided convolutions are used to reduce the image resolution each time the number of features is doubled. The resulting 512 feature maps are followed by two dense layers and a leakyReLU applied between and a final sigmoid activation function to obtain a probability for sample classification.

IV. BAYESIAN METHODS

A. Bayesian Inference

- 1) *Definition*: Bayesian inference is a statistical technique that models uncertainty and incorporates previous information into the estimating process by using Bayesian principles. Bayesian techniques aid in the management of uncertainties related to the conversion of low resolution to high-resolution pictures in the context of image super-resolution. Modeling Uncertainty: During the super-resolution process, a framework for measuring and controlling uncertainty is offered by Bayesian Inference. It admits that there is some uncertainty in the estimation of high-resolution features and permits the use of previous information to increase the estimation's accuracy.

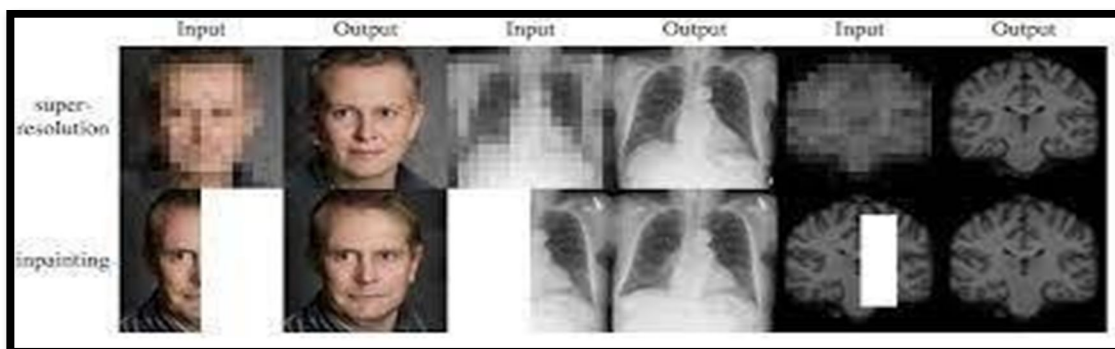


Fig 3: image processing using Bayesian methods

B. MAP (Maximum A Posteriori) Estimation:

- 1) *Definition*: Given the observed low-resolution input, MAP Estimation is a special Bayesian approach that aims to identify the most likely high-resolution picture. It entails maximizing the posterior probability, which incorporates past knowledge with the observed data's likelihood.
- 2) *Posterior Probability*: Considering the observed low- resolution input and the previous information built into the model, the posterior probability shows the likelihood of the high resolution picture. Finding the most likely high-resolution image is the result of maximizing this likelihood.

V. POST-PROCESSING TECHNIQUES

A. Image Fusion

- 1) *Definition*: To improve the super-resolution outcomes, image fusion combines data from many sources. This may entail adding other forms of data to supplement the high-resolution features acquired by the super-resolution procedure, such as depth maps or data from various sensors.
- 2) *Multiple Source Integration*: The super-resolved image can get complimentary features and increased accuracy by combining data from many sources. For instance, depth maps can help the final image have a greater sense of depth and spatial comprehension.

- 3) *Enhanced Comprehensive Results:* When the super-resolution method isn't able to fully capture the picture, image fusion comes in handy. Integrating information from many sources guarantees a richer and more thorough depiction of the high-definition picture.

B. Deionising

- 1) *Definition:* Denoising is the process of applying methods to a picture in order to minimize or get rid of noise. The image may still include noise or artifacts after the super-resolution process, particularly in areas with less information. Denoising methods are used to improve the overall quality of the image.
- 2) *Artifact Reduction:* During the upscaling process, super-resolution methods may generate artifacts or increase existing noise. Post-processing techniques like denoising aid in reducing these artifacts, producing a higher-resolution image that is clearer and more aesthetically pleasing.
- 3) *Improved Visual Quality:* By minimizing undesired distortions, the use of denoising algorithms guarantees that the final super-resolved image maintains a high degree of visual quality. In order to create photos that are clear and devoid of distracting noise patterns, this stage is essential. The use of post-processing techniques is essential for honing the super resolution output.

VI. CHALLENGES


- 1) *Computational Complexity:* Implementing super-resolution techniques can be computationally intensive, especially for high-resolution images. Algorithms used for super-resolution often require significant processing power and time.
- 2) *Overfitting and Artifacts:* Super-resolution methods may sometimes introduce artifacts or overly sharp details that were not present in the original image. Overfitting occurs when the algorithm learns noise or patterns specific to the training dataset, affecting the accuracy of the enhanced image.
- 3) *Limited Information:* In cases where the original image lacks necessary information due to blurriness, noise, or low resolution, super-resolution methods might struggle to accurately reconstruct high-frequency details.
- 4) *Generalization:* Super-resolution algorithms may not generalize well to diverse types of images or scenarios. They might perform excellently on certain types of images but poorly on others due to variations in patterns, textures, or structures.
- 5) *Training Data Quality:* The effectiveness of super-resolution models heavily relies on the quality and diversity of the training dataset. If the dataset used for training is limited or biased, the model might not perform well on new or different types of images.
- 6) *Real-time Implementation:* Implementing super-resolution techniques in real-time applications, such as video processing or live image enhancement, can be challenging due to computational constraints.



Fig 4: A Model Unable to Recognize all the objects

VII. ADVANTAGES

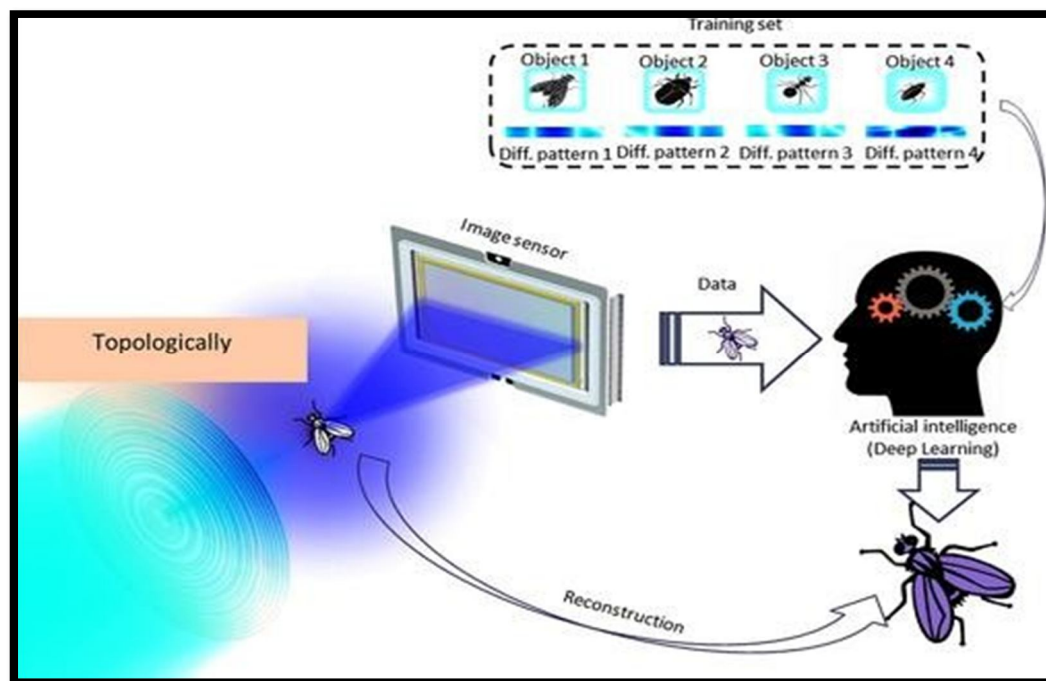
Super picture resolution, which may be attained in a variety of ways, has significant benefits for a range of uses. The following are some salient features that demonstrate the benefits of super picture resolution:



- 1) *Enhanced Visual Quality:* Super resolution methods enhance the visual quality of photographs by maintaining finer details and increasing the resolution of the image. This is particularly helpful in fields like digital photography, satellite imagery, and medical imaging where crisp images are essential.
- 2) *Improved Recognition and Analysis:* In domains such as computer vision, object identification, and image analysis, enhanced recognition and analysis of details are made possible by higher resolution pictures. It makes it possible to identify features, patterns, and objects in a picture more precisely.
- 3) *Better Printing and Display Quality:* Sharper and more aesthetically pleasing prints, presentations, and digital displays are produced from high-resolution photos because they improve printing and display quality. This has benefits for a number of sectors, such as multimedia, design, and advertising.

VIII. FUTURE OF SUPER RESOLUTION IMAGING

- 1) *Improved Algorithms:* Ongoing research aims to refine and create more sophisticated super-resolution algorithms. These algorithms might utilize deep learning architectures, generative adversarial networks (GANs), or attention mechanisms to better capture intricate details and textures while reducing artifacts and noise.
- 2) *Multimodal Super-resolution:* Future approaches may involve combining information from multiple sources, such as utilizing data from different sensors or modalities, to enhance image resolution. This could involve fusing data from visible, infrared, or other imaging modalities to generate high-resolution images with more comprehensive information.
- 3) *Explainable AI:* Efforts to increase the interpretability and explainability of super resolution models are ongoing. As these techniques are applied in critical fields like healthcare or forensics, the ability to understand and justify the enhancement process becomes increasingly important.
- 4) *Global Collaborative Imaging Projects:* The future may see large-scale collaborative efforts in imaging research, bringing together experts from diverse fields to tackle the challenges of super image resolution. Joint initiatives could lead to the development of standardized benchmarks, shared datasets, and open-source tools, accelerating progress in the field and fostering innovation.
- 5) *Real-time Image Enhancement:* The demand for real-time image enhancement will drive the development of systems that can rapidly process and improve image quality on the fly. This is particularly important in applications such as video streaming, live broadcasting, and video conferencing, where high-quality visuals are essential for an immersive experience.



- 6) *Dynamic Imaging for Adaptive Displays:* Future super image resolution may involve dynamic imaging systems that adapt in real-time to environmental conditions. Adaptive displays could adjust their resolution based on factors such as ambient lighting, user preferences, and the nature of the content being viewed. This adaptability would optimize visual quality and energy efficiency
- 7) *Super-Resolution in Virtual Production:* The entertainment industry, especially in filmmaking and video game production, is likely to leverage super image resolution for virtual production. The ability to capture and display extremely detailed virtual environments in real-time could revolutionize the way content is created, leading to more immersive and visually stunning experiences for audiences.

IX. CONCLUSION

The assimilation of depiction mega intensification is a revolutionary step in the realm of graphic engineering. This technology, which transcends conventional means of enhancing images, allows for the augmentation of image quality to unimaginable heights. By employing algorithmic complexities and neural networking, image super resolution delivers unparalleled results in enhancing visual fidelity and detail accuracy. It lays the groundwork for a new era in graphic representation, opening doors to creative possibilities previously deemed unattainable. However, the journey towards the finalization of image super resolution is fraught with challenges and hurdles. The intricacies involved in fine-tuning algorithms, optimizing neural networks, and adapting to diverse image datasets pose significant obstacles that require meticulous attention and expertise. Additionally, the integration of machine learning and artificial intelligence further complicates the landscape, adding layers of complexity that demand relentless innovation and problem-solving. Despite these challenges, the future of image super resolution remains promising. As technology continues to evolve and advance, the potential for even greater breakthroughs in visual enhancement looms on the horizon. With each milestone achieved and each obstacle overcome, the pursuit of perfection in image super resolution inches closer to realization. The culmination of these efforts will undoubtedly redefine the boundaries of graphic engineering and transform the way we perceive and interact with visual content.

REFERENCES

- [1] Schmidt, R.O, "Multiple Emitter Location and Signal Parameter Estimation," IEEE Trans. Antennas Propagation, Vol. AP-34 (March 1986), pp.276-280.
- [2] Born M, Wolf E, Principles of Optics, Cambridge University Press , any edition
- [3] Lukosz, W., 1966. Optical systems with resolving power exceeding the classical limit. J. opt. soc. Am. 56, 1463–1472.
- [4] Gustaffsson, M., 2000. Surpassing the lateral resolution limit by a factor of two using structured illumination microscopy. J. Microscopy 198, 82–87.
- [5] S. Farsiu, D. Robinson, M. Elad, and P. Milanfar, "Fast and Robust Multi-frame Superresolution", IEEE Transactions on Image Processing, vol. 13, no. 10, pp. 1327–1344, October 2004.

- [6] Johnson, Justin; Alahi, Alexandre; Fei-Fei, Li (2016-03-26). "Perceptual Losses for Real-Time Style Transfer and Super-Resolution".
- [7] Blau, Yochai; Michaeli, Tomer (2018). The perception-distortion tradeoff. IEEE Conference on Computer Vision and Pattern Recognition. pp. 6228–6237.
- [8] Westheimer, G (2012). "Optical superresolution and visual hyperacuity". Prog Retin Eye Res. 31 (5): 467–80.
- [9] N. Zhao, Q. Wei, A. Basarab, N. Dobigeon, D. Kouamé and J-Y. Tourneret, "Fast And Single image super resolution using a new analytical solution for problems. IEEE Trans. Image Process, 2016 to appear.



Sudipa Kower
sudipakower@gmail.com

Sudipa Kower is a student at the Electronics and Communication Engineering (ECE) Department of Narula Institute of Technology under WBUT. She is currently pursuing a B.Tech. degree in ECE. She completed her Higher Secondary education in Science from Jamalpur High School. Sudipa is a member of the Institution of Electronics and Telecommunication Engineers (IETE).



Dr. Sangita Roy
roysangita@gmail.com

Sangita Roy is an Associate Professor at the ECE Department of Narula Institute of Technology under WBUT. She has teaching experience of more than 26+ years. She was in Bells Controls Limited (instrumentation industry) for two years and West Bengal State Centre, IEI (Kolkata) in administration for two years. She completed her Diploma (ETCE), A.M.I.E (ECE) and M-Tech (Comm. Egg.), and PhD (Image Processing, Computer Vision) at the ETCE Department of Jadavpur University. She is a member of IEI, IETE, FOSET, ISOC, IEEE ComSoc. She has published in Journals as well as conference papers. Her research areas are Image Processing, Computer Vision, AI, and Communication Engineering.



10.22214/IJRASET



45.98



IMPACT FACTOR:
7.129



IMPACT FACTOR:
7.429



INTERNATIONAL JOURNAL FOR RESEARCH

IN APPLIED SCIENCE & ENGINEERING TECHNOLOGY

Call : 08813907089  (24*7 Support on Whatsapp)