



# **iJRASET**

International Journal For Research in  
Applied Science and Engineering Technology



---

# **INTERNATIONAL JOURNAL FOR RESEARCH**

IN APPLIED SCIENCE & ENGINEERING TECHNOLOGY

---

**Volume: 11    Issue: V    Month of publication: May 2023**

**DOI: <https://doi.org/10.22214/ijraset.2023.52589>**

**[www.ijraset.com](http://www.ijraset.com)**

**Call:  08813907089**

**E-mail ID: [ijraset@gmail.com](mailto:ijraset@gmail.com)**

# Agrobid

Vidhya Vijayan

Assistant Professor, Department of Software Development, St. Albert's College (Autonomous), Ernakulam, India

**Abstract:** An Agrobid is a system that used to help and increase the number of farming. In this system we are providing online assistance to those landowners who can provide place for agriculture to farmers. A landowner simply needs to register to this system if he has got some land. Then as per requirements landowners select the farmers through bidding. Support will be provided in various types of agriculture like fish farming, honey bee farming, paddy fields, plantations, vegetable, fruits etc. Also there will be provisions for the farmer to make sale the items in this system, directly to a user. Admin adds new types of cultivation. Admin can accept or reject the farmer's registration request. Land owner has to be registered to the system. He will be having a login after registration. He has to enter the land details. Land owner can sent cultivation request to the farmer. He can also accept or reject price quotes from farmer or select farmer by bidding. Agreement is made between the land owner and farmer. Landowner can accept or reject the land return request. He have the provision to give rating to farmer.

A farmer should be registered to use the system after registration, he will be provided with a login. He can also add cultivation types to the system. He can participate in bidding for land. He will be the one who pays the land owner. Farmer can also fix the rates of products he cultivated. Land return request has to be submitted to the land owner, by the farmer. He can also accept or reject purchase request of his products and he has to enter sale details to the system. Customer can register and will have a login. He can purchase the items from the farmer by giving a purchase request to the farmer. There will be provisions to give feedbacks and complaints.

**Keywords:** Agrobid, badging

## I. INTRODUCTION

We are living in a world of social networks. An Agrobid is a system that used to help and increase the number of farming. In this system we are providing online assistance to those landowners who can provide place for agriculture to farmers. A landowner simply needs to register to this system if he has got some land. Then as per requirements landowners select the farmers through bidding. Support will be provided in various types of agriculture like fish farming, honey bee farming, paddy fields, plantations, vegetable, fruits etc. Also there will be provisions for the farmer to make sale the items in this system, directly to a user. Admin adds new types of cultivation. Admin can accept or reject the farmer's registration request. Land owner has to be registered to the system. He will be having a login after registration. He has to enter the land details. Land owner can sent cultivation request to the farmer. He can also accept or reject price quotes from farmer or select farmer by bidding. Agreement is made between the land owner and farmer. Landowner can accept or reject the land return request. He have the provision to give rating to farmer. A farmer should be registered to use the system after registration, he will be provided with a login. He can also add cultivation types to the system. He can participate in bidding for land.

He will be the one who pays the land owner. Farmer can also fix the rates of products he cultivated. Land return request has to be submitted to the land owner, by the farmer.

He can also accept or reject purchase request of his products and he has to enter sale details to the system. Customer can register and will have a login. He can purchase the items from the farmer by giving a purchase request to the farmer. There will be provisions to give feedbacks and complaints.

## II. PROPOSED SYSTEM

### A. Product Functions

With this system the landowner and customer can interact with the farmer with following functions.

### B. User Characteristics

#### 1) Admin

The admin has the control over the site; Admin adds new types of cultivation. Admin can accept or reject the farmer's registration request. Admin have the ability to give badging towards farmers.

## 2) *Landowner*

A landowner simply needs to register to this system if he has got some land. Then as per requirements landowners select the farmers through bidding. Land owner has to be registered to the system. He will be having a login after registration. He has to enter the land details. Land owner can send cultivation request to the farmer. He can also accept or reject price quotes from farmer or select farmer by bidding. Agreement is made between the land owner and farmer. Landowner can accept or reject the land return request. He has the provision to give rating to farmer.

## 3) *Farmer*

A farmer should be registered to use the system after registration, he will be provided with a login. He can also add cultivation types to the system. He can participate in bidding for land. He will be the one who pays the land owner. Farmer can also fix the rates of products he cultivated. Land return request has to be submitted to the land owner, by the farmer. He can also accept or reject purchase request of his products and he has to enter sale details to the system.

## 4) *Customer*

Customer can register and will have a login. He can purchase the items from the farmer by giving a purchase request to the farmer. There will be provisions to give feedbacks and complaints.

### III. SYSTEM DESIGN

Design phase is the second phase of system life cycle. In this phase a detailed design of the system selected in the study phase is accomplished. A user-oriented performance specification is converted into a technical specification. It translates the system requirements into ways of operating them. Principle activities in design phase include output designing, acquiring equipment needed, and allocation of functions between computers and programs, and test requirements.

Samples of the output and input are also present in the phase. Based on the user requirements and the detailed analysis of a new system, the new system must be designed. It is a most crucial phase in the development of a system. In the course of design phase the performance specification is expanded into the design specification. The user-oriented baseline prepared in the study phase becomes a baseline document oriented to the needs of the programmers and other professional personnel who will actually develop the system. With Windows Forms you develop smart clients. Smart clients are graphically rich applications that are easy to deploy and update, can work when they are connected to or disconnected from the Internet, and can access resources on the local computer in a more secure manner than traditional Windows-based applications.

There are four main modules for this system. The details are as follows.

#### A. *Module 1: Admin*

This is the master module which controls and maintains the proper functionality of the system. The main functions of this module are,

- 1) Cultivation types
- 2) Accept or reject farmer request
- 3) Badging

#### B. *Module 2: Landowner*

The main functions of this module are:

- 1) Registration
- 2) Login
- 3) Land details
- 4) Cultivation request to farmer
- 5) Accept or reject bidding
- 6) Agreement
- 7) Accept or reject land return request
- 8) Star rating
- 9) Pay security to admin

### C. Module 3: Farmer

The main functions of this module are:

- 1) Registration request
- 2) Login
- 3) Add cultivation types
- 4) Participate bidding
- 5) Monthly payment to landowner
- 6) Work progress
- 7) Product rate fixing
- 8) Land return request
- 9) Accept/Reject purchase request
- 10) Sale details
- 11) Monthly payment
- 12) Security to landowner

### D. Module 4: Customer

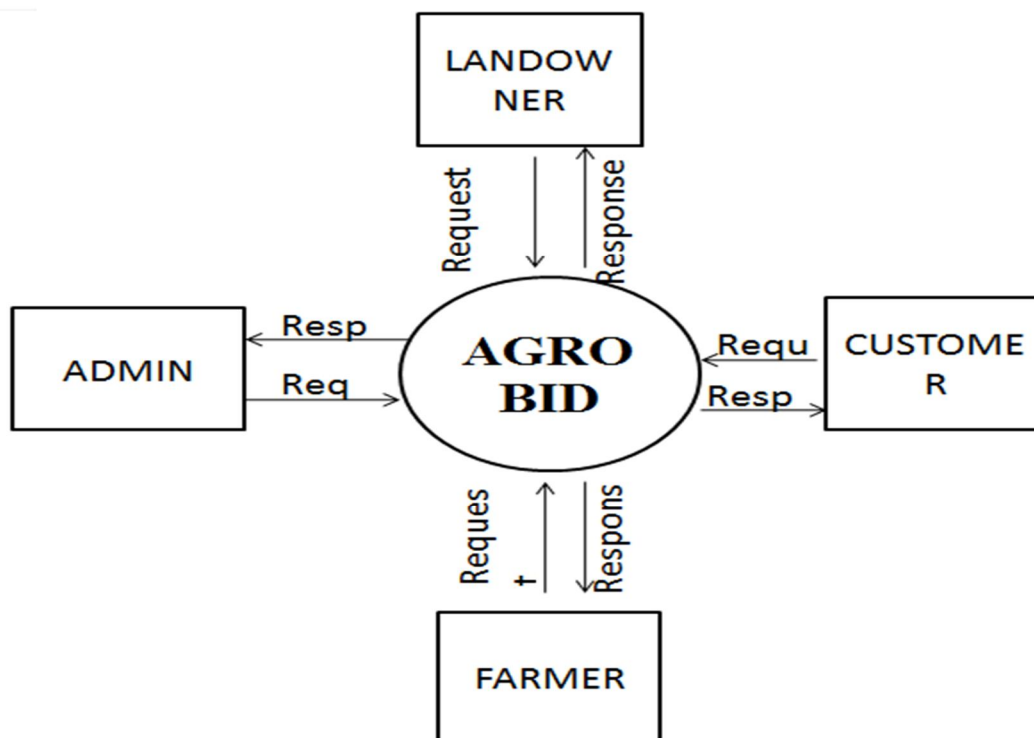
The main functions of this module are:

- 1) Registration
- 2) Login
- 3) Purchase request to farmer

## IV. DATA FLOW DIAGRAM

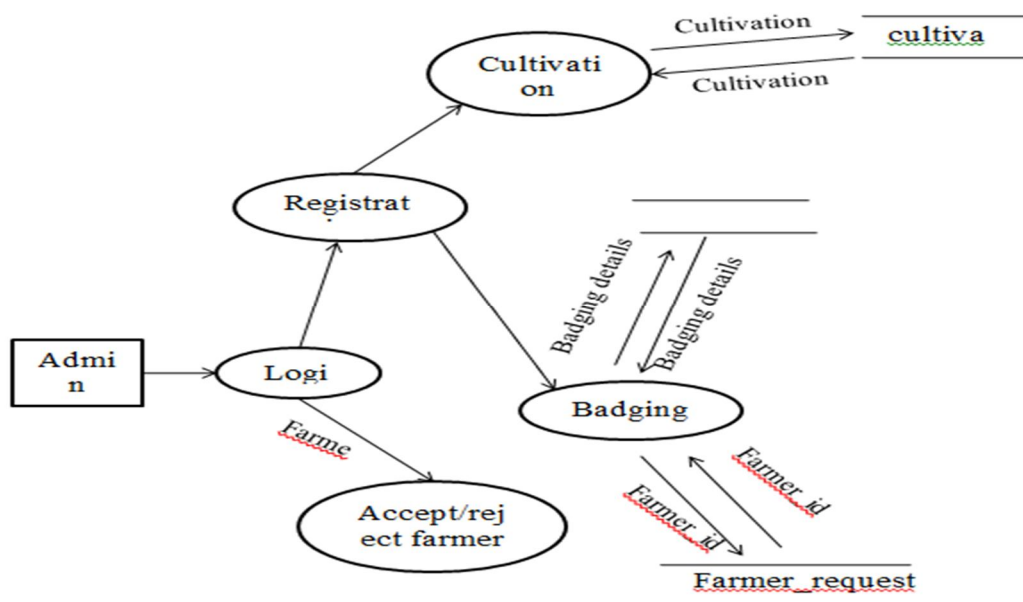
Data flow diagram maps out the flow of information for any process or system. It uses defined symbols like rectangles, circles and arrows, plus short text labels, to show data inputs, outputs, storage points and the routes between each destination. In this system, different dataflow diagrams are needed.

### 1) Level 0

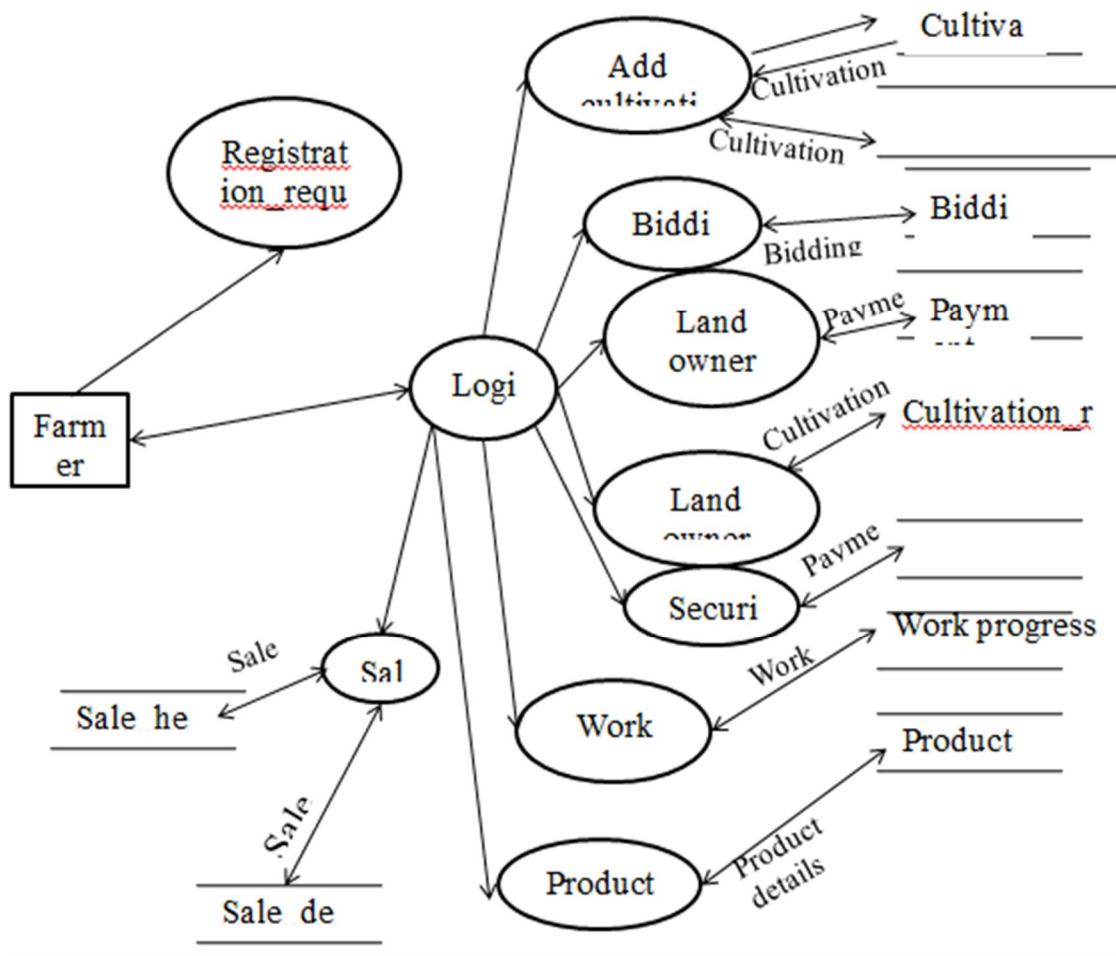




2) Level 1 for Admin



3) Level 1 for Farmer



## V. CONCLUSION

Agrobid provide online assistance to those landowners who can provide place for agriculture to farmers. A farmer simply needs to register to this system if he has got some land. Then as per requirements landowners select the farmers. Support will be provided in various types of agriculture like fish farming, honey bee farming, paddy fields, plantations, vegetable, fruits etc. Also there will be provisions for the farmer to make sale of items in this system, directly to a user. Admin adds new types of cultivation. Admin can accept or reject the farmer's registration request. Agreement is made between the land owner and farmer. He can accept or reject the land return also. Land owner has to be registered to the system. He will be having a login and after registration, he has to enter the land details. Land owner can sent cultivation request to the farmer. He can also accept or reject price quotes from farmer or select farmer by bidding. A farmer should be registered to use the system and after registration, he will be provided with a login. He can also fix the rates of products he cultivated. Land return request has to be submitted to the land owner, by the farmer. He can also add cultivation types to the system. He can participate in bidding for land. He will be the one who pays the land owner. He can also accept or reject purchase request of his products and he has to enter sale details to the system. User can register and a registered user will have a login. He can purchase the items from the farmer by giving a purchase request to the farmer. Also user can give rating to the products he got and there will be provisions to give feedbacks and complaints.

## REFERENCES

- [1] W. Ren and Y. Hu, "Heuristic Decision for Static and Dynamic Service Facility Location in Agricultural Maintenance Service Network," 2022 IEEE International Conference on Industrial Engineering and Engineering Management (IEEM), Kuala Lumpur, Malaysia, 2022, pp. 275-279, doi: 10.1109/IEEM55944.2022.9989981.
- [2] D. Loukatos, E. Zoulias, I. -V. Kyrtopoulos, E. Chondrogiannis and K. G. Arvanitis, "A Mixed Reality Approach Enriching the Agricultural Engineering Education Paradigm, against the COVID-19 Constraints," 2021 IEEE Global Engineering Education Conference (EDUCON), Vienna, Austria, 2021, pp. 1587-1592, doi: 10.1109/EDUCON46332.2021.9454147.
- [3] H. Xie, J. Yang, C. Huang, Z. Wang and Y. Liu, "Recommendation algorithm for agricultural products based on attention factor decomposer and knowledge graph," 2022 Asia Conference on Algorithms, Computing and Machine Learning (CACML), Hangzhou, China, 2022, pp. 626-631, doi: 10.1109/CACML55074.2022.00110.
- [4] W. Junhui, S. Chushan, W. Yusheng, C. Jie, L. Kaiyan and S. Huiping, "Research on Agricultural Products Intelligent Recommendation Based on E-commerce Big Data," 2021 IEEE 6th International Conference on Big Data Analytics (ICBDA), Xiamen, China, 2021, pp. 28-32, doi: 10.1109/ICBDA51983.2021.9403024. Shrey modi et al., "Facial Emotion Recognition using Convolution Neural Network", Proceedings of the Fifth International Conference on Intelligent Computing and Control Systems (ICICCS 2021) IEEE Xplore Part Number: CFP21K74- ART, ISBN 978-0-7381-1327.



10.22214/IJRASET



45.98



IMPACT FACTOR:  
7.129



IMPACT FACTOR:  
7.429



# INTERNATIONAL JOURNAL FOR RESEARCH

IN APPLIED SCIENCE & ENGINEERING TECHNOLOGY

Call : 08813907089  (24\*7 Support on Whatsapp)