



iJRASET

International Journal For Research in
Applied Science and Engineering Technology



INTERNATIONAL JOURNAL FOR RESEARCH

IN APPLIED SCIENCE & ENGINEERING TECHNOLOGY

Volume: 12 **Issue:** IV **Month of publication:** April 2024

DOI: <https://doi.org/10.22214/ijraset.2024.60362>

www.ijraset.com

Call: ☎ 08813907089

E-mail ID: ijraset@gmail.com

Analysing Patterns of Gender-Based Violence in India: Insights from NCRB Data– 2020

Dr. Abhinandan Singh Dandotiya¹, Ms. Apeksha Gupta², Ms. Kajal Pachori³

¹Assistant Professor, ^{2,3}PG Students Department of computer science and engineering, ITM Gwalior, MP, INDIA

Abstract: *Women hold a significant and esteemed status in Indian society. The Vedas revered women as "DEVI" goddesses, extolling their qualities as mothers, creators, and givers of life. However, their exaltation was a little imaginary, since women in our patriarchal society in India were completely suppressed and subordinated at the same time. Because society insisted on holding fast to traditional ideas, Indian women across the nation continued to be subjugated and oppressed. This was the case for domestic as well as public, physical, emotional, and mental abuse. This Research analyse the reports and articles on crime against women in detail. The United States and its territories' National Crime Records Bureau (NCRB) Report-2020 has been examined.*

Keywords: *Women, Mythical, Subjugated, Crime, Violence, Power BI, Python*

I. INTRODUCTION

These days, women have evolved into Sex objects are frequently viewed by males as interior in a variety of contexts. Wife abuse and unmarried girl torture are common in the ruling territories. Due to the enormous sums of money needed for their weddings, they are seen as a burden on the family. In general, girls are discouraged from pursuing middle- or higher-level education. There is a great deal of prejudice against women in the field of education, and one area where this gender bias is blamed is in the belief that females belong in the home. Women's campaigns opposing rape laws have been compared to the Nirbhaya Case in India.[1] As a result of the Women's Organisations movement, numerous regulations are being created and amended. It shifted popular perception to support women. Domestic abuse, rape, and dowry cases are a few areas where crimes against women predominate [2]. Given the role of women in India, crime against them is extremely important. Internationally, indices that reflect the position of women in our countries are widely utilised [3][4]. The statistics provided by the crime-related data allow for an interregional comparison of crimes committed against women.

The National Crime Records Bureau compiles police station records nationwide and publishes data on crime against women in India each year. The data pertains to both reported and registered crimes against women [5-6]. This study is limited to a statistical examination of data on crimes against women at the state and district levels that the NCRB, India, has produced.

II. LITERATURE REVIEW

Numerous studies have been conducted on a range of topics regarding crime in India in 2020, including targeted crime, crime as a whole, crime deterrent, and the necessity of changes. Names like Dreze and Khera (2000), Mukherjee, Rustagi and Krishnaji (2001), Shaban (2008), Dutta and Husain (2009), Bhatt and Pant (2011), Nagarajan and Sheriff (2012), Prashad (2013), Sharma (2012), Chaudhary (2013), Nagindrappa and M.K (2013), D'costa (2013), Bharadwaj (2014), Wani (2014), Iyer and Topalova (2014), Satija and Dutta (2015), Malik (2016), Kaur and Singh (2017), and so on should be mentioned in this context. The primary focus of these studies was All India. However, there are almost no state-level studies in the literature. This study follows in the footsteps of previous research conducted in India[7-10]. This study differs from previous ones in that it examines all states and union territories and attempts to determine each state's relative standing in relation to all of India. The current paper also makes an effort to identify the fundamental causes of crime against women. In order to close this gap in the body of literature, the current study is an attempt. This paper aims to fill this research gap by examining three main areas of crime against women:

- 1) Examining the patterns of three main types of crimes: dower-related offences, rape and attempt-to-commit offences, and other crimes against women
- 2) Evaluating each state's status in respect to India as a whole in reference to the three categories of crime against women
- 3) Determining possible methods of mitigation.



Meaning of Crime

According to the UN, violence against women is defined as any act of gender-based violence, including threats of such actions, that causes physical, sexual, or mental harm to women or is likely to do so.

III. PROPOSED METHODOLOGY

The National Crime Record Bureau [11] is the source of all the information the researcher cited in this study report. Information regarding crimes, including those reported in 2020, is obtained by the NCRB. The NCRB tracks crimes involving violence against women, including as acid assaults, kidnapping and abduction of women for forced marriage, sexual harassment, dowry deaths, and rape [12]. Rather than providing a subjective reality, this research will analyse the statistical report of crimes against women. Numerous facets of crime against women in various States and UTs will be examined in this paper. The information gathered for this article comes from secondary sources.

Data

Annual reports on various forms of crime against women in India, compiled from police files by the NCRB, have been released since 1953. The NCRB has been collecting data on rapes that do not qualify as murders since 1971. Data under other crime heads, which have just recently been added to the crime list since 1995, include dowry deaths, molestation, and sexual harassment [8].

IV. RESULTS AND DISCUSSIONS

1) India's NCRB Report on Crime Against Women, 2020

According to data on crimes against women at the national level, which is mostly provided by the NCRB, levels of violence against women are quite high in several regions of India. These include, but are not limited to, dowry deaths, rapes, acid attacks, sexual harassment, cybercrimes, abductions of women, and trafficking. The statistics presented in the table below indicates that these crimes are still on the rise annually.

Sl. No		Crime against women	No of Crime against Women in 2018 \
0	1	State	360339
1	2	Union territories	17897
2	Total	NaN	378236

No of Crime against Women in 2019		No of Crime against Women in 2020 \
0	387997	357363
1	17329	14140
2	405326	371503

Percentage \nState \nShare To \nAll India-\n2020	
0	0.962
1	0.038
2	1.000

Table 1: Crime against Women in India 2018-2020



Figure 1: All India 2020 Crime against Women

Based on data from the NCRB Repost-2020, it can be observed that a total of 371503 crimes (IPC + SLL) against women were reported in 2020 across all states and union territories. In India, the states reported 357363 incidences of crime against women, and the union territories reported 14140 incidents. In India, states account for 96.19% of all crimes against women, but union territories account for just 3.80% of such crimes.

2) Top States/UTs discuss crimes against women, including instances and percentages, from 2018 to 2020.

According to the table below, Uttar Pradesh leads India in terms of crime against women. In 2018 there were 59445 events reported; in 2019 there were 59853; and in 2020 there were 49385. It makes up 13.2% of all crimes against women in India. (State/UT Share of Percentage to All India, 2018)

Sl. No	States/UTswise crime against women	In 2018	In 2019	In 2020	
0	1	Uttar Pradesh	59445.0	59853.0	49385
1	2	West Bengal	30394.0	29859.0	36439
2	3	Rajasthan	27866.0	41550.0	34535
3	4	Maharashtra	35497.0	37144.0	31954
4	5	Assam	27687.0	30025.0	26352
5	6	Madhya Pradesh	28942.0	27560.0	25640
6	7	Delhi/UT	17897.0	17329.0	14140
7	Total	NaN	NaN	NaN	218445/371503

States/UTs	To All-India2020 share in %
0	0.1329
1	0.098
2	0.0929
3	0.086
4	0.0709
5	0.069
6	0.038
7	58.70% of 371503 crime in 2020

Table 2-Top States/UTs wise crime against women 2018-2020

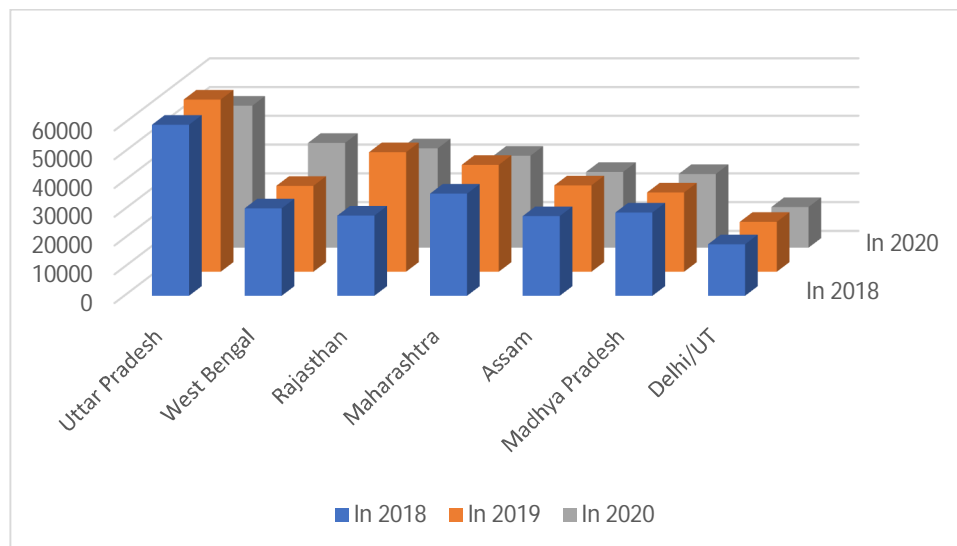


Figure 2-Top States/UTs wise crime against women 2018-2020

Rajasthan is third in terms of crime against women, contributing 9.29% of all crimes targeting the state's female population and union territories to All-India-2020. With 8.60%, 7.09%, and 6.90% of State and union territories share to all of India in 2020, respectively, Maharashtra, Assam, and Madhya Pradesh rank fourth, fifth, and sixth in terms of the highest rates of crime against women. Delhi held the top spot among Union territories with the highest rate of crime against women in 2020, with 14140 recorded cases, or 3.80% of all States and UTs in All-India-2020. Between 2018 and 2020, there was a rise in crime against women in the several states, according to analysis of the above table. In the top spot, Uttar Pradesh saw a decline of almost 10,060 incidences between 2018 and 2020. Additionally, from 2018 to 2020, the number of cases decreased in Delhi (UT), Madhya Pradesh, Uttar Pradesh, Assam, and Maharashtra. The states where these instances are increasing or staying consistent are just West Bengal and Rajasthan.

3) India's Crime Types Against Women

The present study has examined solely seven categories of crimes against women, namely: dowry deaths, acid attacks and attempts to perform acid attacks, kidnapping, sexual harassment, abduction of women for forced marriage, rape, and attempted rape.

Crime Heads \			
0	Dowry Deaths	2018.0	2019.0
1	Acid Attack	7166.0	7115.0
2	Attempt to Acid Attack	131.0	150.0
3	Cyber Crime	37.0	42.0
4	Kidnapping and abduction of women to compel he...	1244.0	1621.0
5	Rape	13522.0	15615.0
6	Attempt to Commit Rape	33356.0	32033.0
7	The percentage share of crime against women (T...	3944.0	4097.0
8	NaN	NaN	NaN
Year-wise cases registered under IPC in India (In number) \		Unnamed: 2 \	
0	2018.0	2018.0	2019.0
1	7166.0	7166.0	7115.0
2	131.0	131.0	150.0
3	37.0	37.0	42.0
4	1244.0	1244.0	1621.0
5	13522.0	13522.0	15615.0
6	33356.0	33356.0	32033.0
7	3944.0	3944.0	4097.0
8	NaN	NaN	NaN
Unnamed: 3			
0	2020	2020	2020
1	6966	6966	6966
2	105	105	105
3	33	33	33
4	2334	2334	2334
5	11104	11104	11104
6	28046	28046	28046
7	3741	3741	3741
8	14.08% Share	14.08% Share	14.08% Share

Table 3 Information from cases filed in India under the IPCs (Crime Head-wise) – (2018-2020)

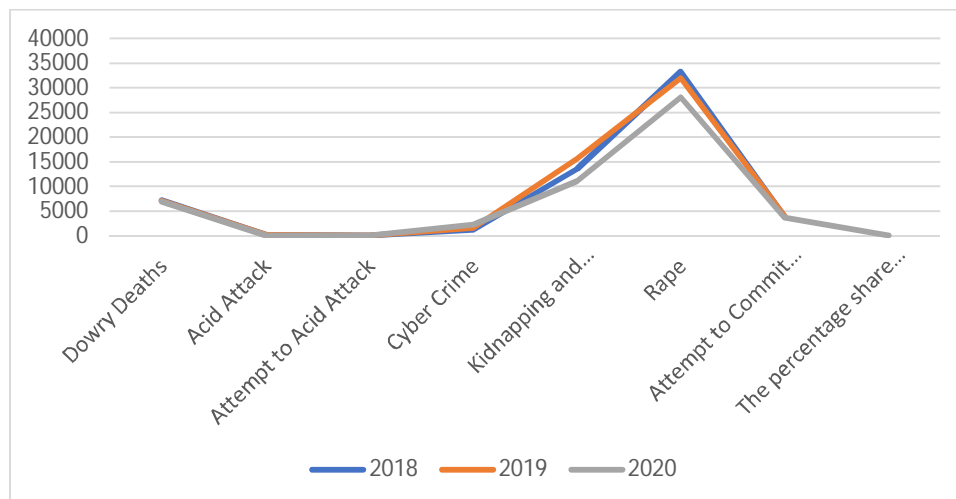


Figure 3: Crime Head-wise – (2018-2020)

The combined sum of all crimes against women reported in 2020 is 14.08%. The statistics from 2018 to 2020 is represented by these crime heads. The aforementioned table indicates that 7166, 7115, and 6966 incidents pertaining to dowry fatalities were reported in 2018, 2019, and 2020, respectively. Additionally, in 2020, there were 105 and 33 cases pertaining to acid attacks, respectively. Cybercrime-related crimes in 2020 roughly mirrored those in 2019, yet in 2018, 1244, 2019–1621, and 2020–2334 occurrences were recorded. The number of crimes, kidnappings, and kidnappings of women for marriage-compulsion rose between 2019 and 2020. In 2019, there were 15615 events reported; in 2020, there were 11104 incidents, or almost 28% fewer than in 2018. Rape-related events and attempted rape incidents were reported as 28046 and 3741 in 2018, respectively. In 2020, there were fewer rape incidents than the year before. Furthermore, attempts to commit rape incidents were roughly equal in 2020 and 2019.

4) State/UTs wise representation of crime against women in 2020

This section lists the top states and union territories in India where crimes against women have occurred. According to the NCRB-Report, the percentage of incidences of various forms of violence experienced by women in 2020 is shown in this section.

Dowry deaths

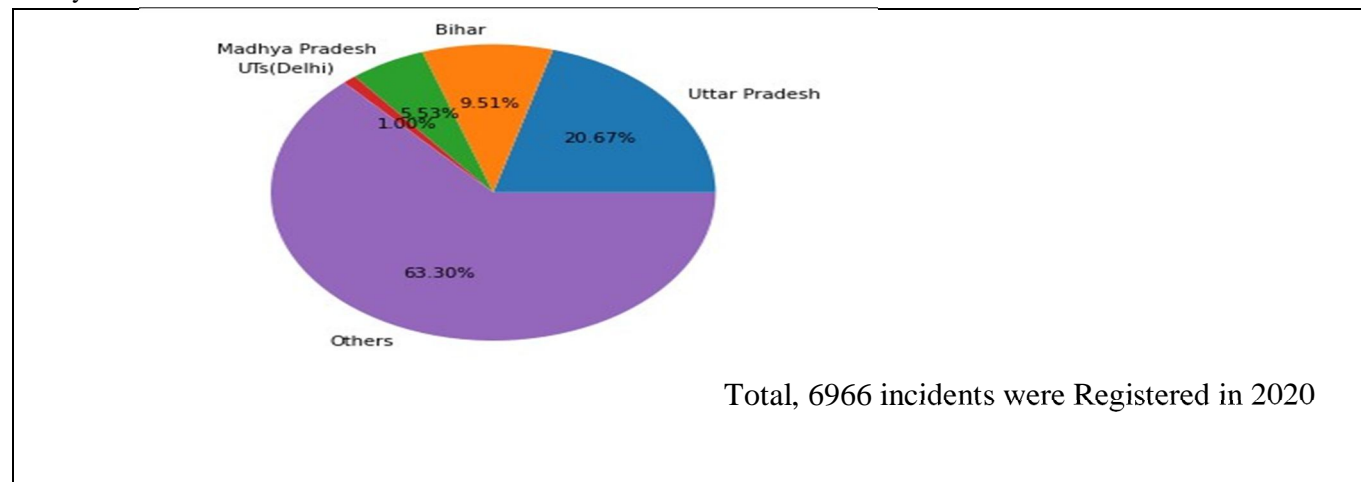


Figure 3: Dowry deaths incidents percentage share in India 2020

In 2020, 6966 instances of dowry deaths were reported. Furthermore, as the accompanying table and pie chart demonstrate, Uttar Pradesh, Bihar, Madhya Pradesh, and the UTs (Delhi) together account for 37.00% of all dowry death incidents worldwide, while the remaining states and UTs only share 63.00% of these incidents.

5) Acid Attack

In India, women are the targets of brutal assaults with acid. The Indian Penal Code, Section 326A, applies to this offence.⁹ The top states and UTs that reported the most and zero events in 2020 are shown in the table below.

There have been 105 Acid Attack-related events registered nationwide (102 from states and 3 from UTs). With 29 instances, West Bengal led the list, followed by Uttar Pradesh (21) and Odisha (6), Karnataka (5), Madhya Pradesh (5), and Odisha (21). There were three cases reported in the UTs, and they are solely reported in Delhi and Chandigarh. There have been no reports of acid attacks from other UTs. No acid assaults were reported in 14 states.

	Crime Heads	Acid attack, sec.326A IPC	Percentage
0	West Bengal	29.0	27
1	Uttar Pradesh	21.0	20
2	Odisha	6.0	5
3	Karnataka	5.0	4
4	Madhya Pradesh	5.0	4
5	14-states	0.0	0
6	Delhi	2.0	2
7	Other States	39.0	37
8	(36 States and UTs=28+8)	NaN	100

Table 4: Acid Attack, (Crime Head-wise & States/UT-wise) - 2020

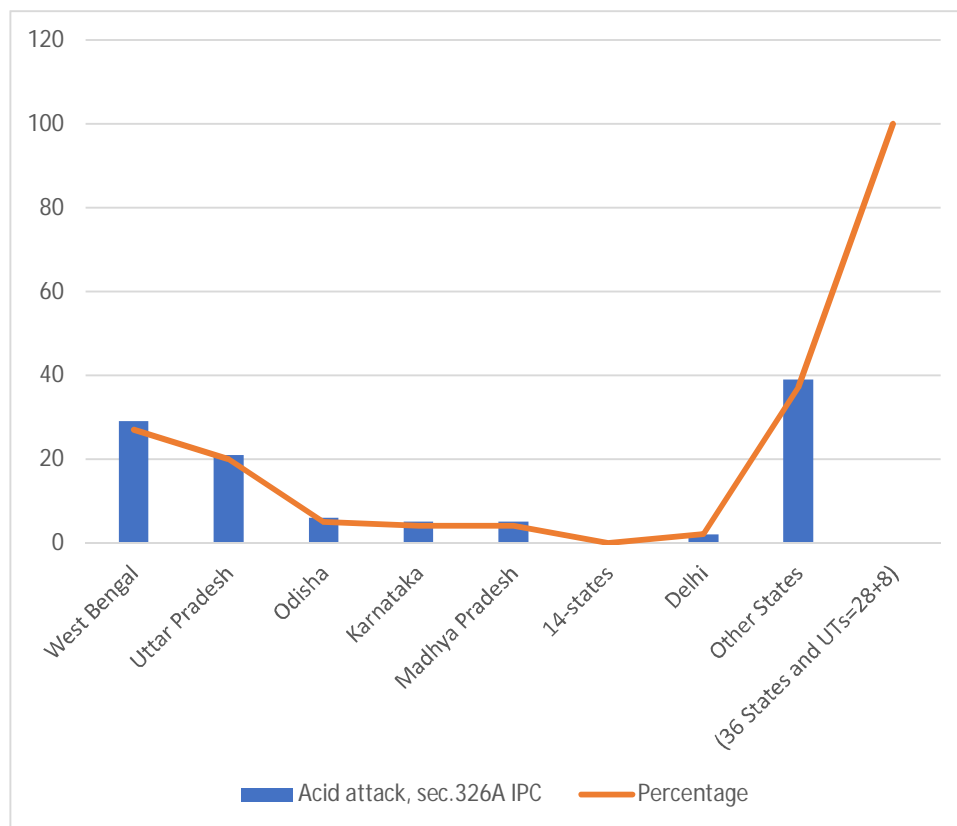


Figure 4: Acid Attack 2020

6) Abductions and Kidnappings in India

According to the NCRB Report-2020, there were 84,805 recorded cases of kidnapping and abduction in 2020, which is a 14.40% decline from 1,05,36 cases in 2019. In 2020, 84805 kidnapped or abducted individuals were found; 84727 of them were rescued alive, while 78 were found dead.

7) Kidnapping and Abduction Women

The table below, which breaks down events by State and Union Territory, displays the percentage of national incidents involving the kidnapping and abduction of women in order to force them into marriage. Uttar Pradesh (2930) has the highest percentage of incidences (26%), followed by Bihar (2688) (24%), Punjab (969) (8%), and Madhya Pradesh (943), (8%).

	State/UTs	Number of Incidents	Percentage
0	Uttar Pradesh	2930	0.26
1	Bihar	2688	0.24
2	Panjab	969	0.08
3	Madhya Pradesh	943	0.08
4	West Bengal	647	0.05
5	Maharashtra	447	0.04
6	Rajasthan	398	0.03
7	UTs	36	0.03
8	Other States	2046	0.18
9	Total	11104	1.00

Table 5: Incidents of Kidnapping and Abduction of Women to compel her for marriage (Sec.366 IPC) States/UT-wise) in 2020

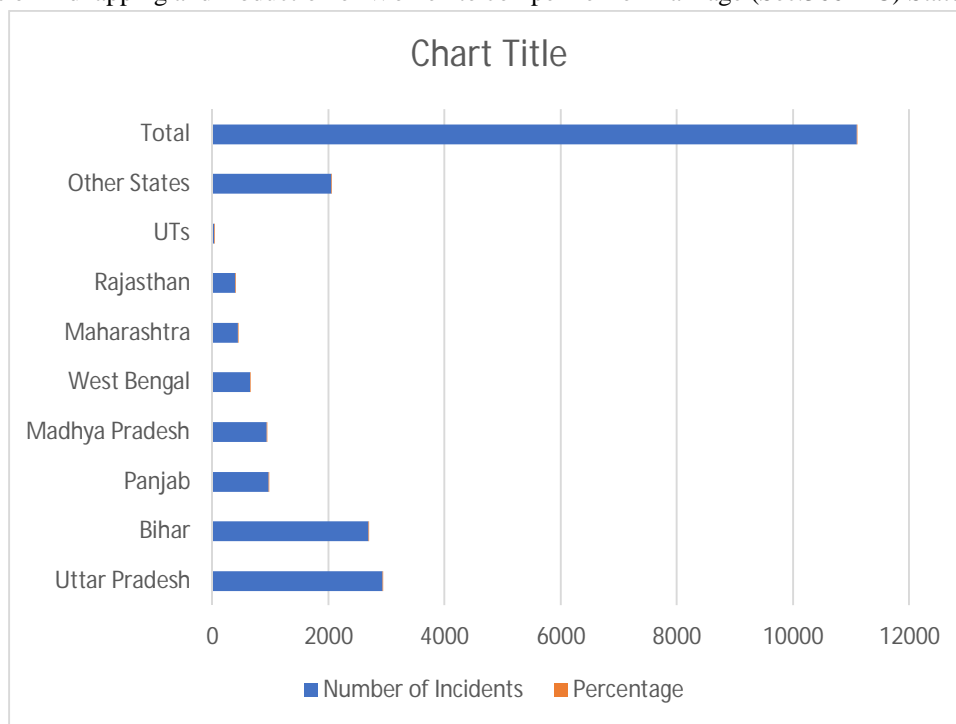


Figure 5: : Incidents of Kidnapping and Abduction of Women

In contrast, Madhya Pradesh, Rajasthan, and Punjab recorded 943, 398, and 969 incidences, or around 20% of all incidents, according to the above table. Less than 3% of all events recorded in UTs—Chandigarh, Delhi, Jammu & Kashmir—were reported in just 36 cases, or 19, 1, and 16 correspondingly[13-15]. Other states documented 2046 cases, or 18% of all cases of kidnapping and abduction of women for the purpose of forcing them into marriage in 2020.

8) In India, rape is the most prevalent crime against women as of 2020.

Such as rape, which is a type of sexual violence against women that is reportedly on the rise globally [16-20]. In their lifetime, one in five women will experience rape. Many rapes go unreported due to the trauma and stigma attached to them, as well as a lack of empathy for them [21-22].

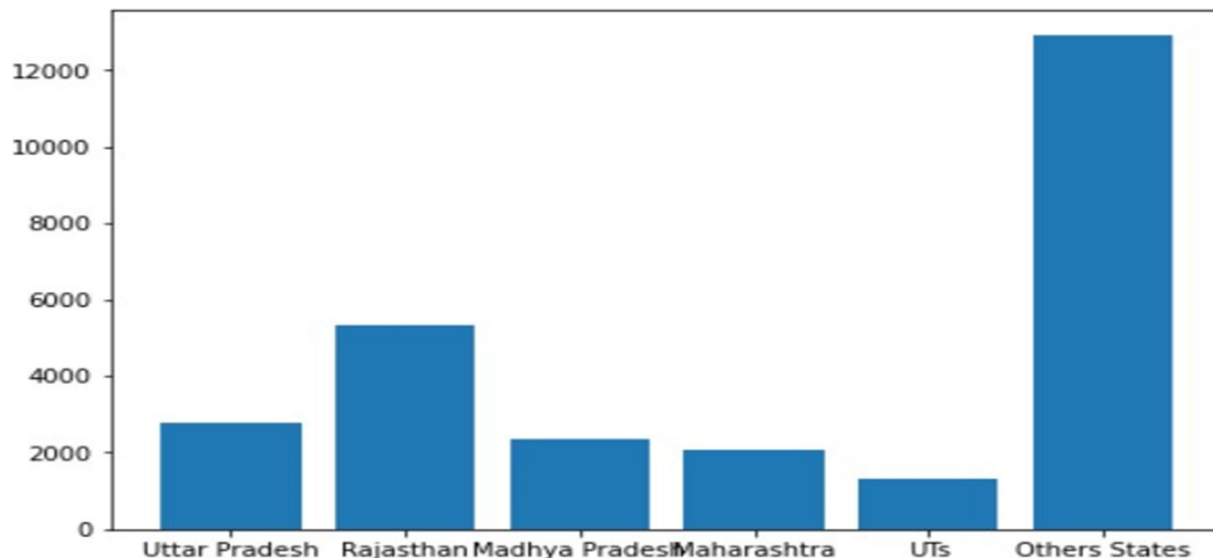


Figure 6: Rape incidents states & UTs wise in number

The National Crime Records Bureau annual report for 2020, number 28046, states that there were reports of rape crimes all over India in 2020. With 5310 rape cases among the Indian states, Rajasthan recorded the most incidences (5310 total). By contrast, Madhya Pradesh records the third-highest number of events, with 2339, after Uttar Pradesh (2769 cases), Maharashtra (2061), Assam (1657), Haryana (1373), and Jharkhand (1321).

V. CONCLUSION

These kinds of studies frequently leave us wondering more about what they might indicate about the crime against women. Given the diversity of the issue and the simultaneous occurrence of both positive and negative reactions, it is obvious that a brief response would not be warranted. However, the reality is that women still face violence and discrimination at different stages of their life, just as they did in the past. Designing mechanisms to deal with the problem of violence against women will begin with an understanding of the conceptual and theoretical underpinnings of the crime, the severity of the observation of the crime, and the causes and repercussions of crimes against women. Development strategies are necessary to persuade women that they are not worthy of being subjected to harsh treatment or that any form of violence against them is unacceptable. It is claimed that a number of stakeholders, including civil society, state institutions, and other national and international legal bodies, will need to get involved that reduce the horrifying toll of offences directed towards females.

REFERENCES

- [1] Adrija Dey and Bev Orton, "Gender and Caste Intersectionality in India: An Analysis of the Nirbhaya Case, 16 December 2012," in Gender and Race Matter: Global Perspectives on Being a Woman (Emerald Group Publishing Limited, 2016).
- [2] Preet Rustagi and N.Krishnaji Chandan Mukherjee, "Crimes against Women in India: Analysis of Official Statistics," Economic and Political Weekly 36, no. 43 (2001): 407080, <https://www.jstor.org/stable/4411293>
- [3] Dandotiya, Nidhi, And Pallavi Khatri. "Modified Coap To Ensure Authentication In Iot Network." Architecture 1: 2.
- [4] Dana Schüler, "The Uses and Misuses of the Gender-Related Development Index and Gender Empowerment Measure: A Review of the Literature," Journal of Human Development 7, no. 2 (2006): 161–81.
- [5] Jacques Charmes and Saskia Wieringa, "Measuring Women's Empowerment: An Assessment of the Gender-Related Development Index and the Gender Empowerment Measure," Journal of Human Development 4, no. 3 (2003): 419–35.
- [6] Dandotiya, Nidhi, and Pallavi Khatri. "A Middleware Approach for Authenticate user on IoT Devices Accessibility." NeuroQuantology 20.11 (2022): 8029.
- [7] Fernandes Glorita Savia and C F Mulimani, "A Review of Trends and Crime Patterns of Arson Offences in India: 2009-2018," 2021.
- [8] National Crime and Records Bureau, "Crime in India 2018 Vol I" (New Delhi, 2018), [http://ncrb.gov.in/StatPublications/CII/CI2018/pdfs/Crime in India 2018 - Volume 1.pdf](http://ncrb.gov.in/StatPublications/CII/CI2018/pdfs/Crime%20in%20India%202018%20-%20Volume%20I.pdf); National Crime and Records Bureau, "Crime in India 2018 Vol II" (New Delhi, 2018), <http://ncrb.gov.in/StatPublications/CII/CI2018/cii2018.html>.
- [9] R Saranya, Dr R Vijaya, and S Meena Priyadarshini, "Violence against Women in India," Editorial Board 26, no. 2 (2017): 44–53
- [10] Chandan Mukherjee, "Crimes against Women in India: Analysis of Official Statistics."
- [11] Neeti Prakash Dubey, "Acid Violence Cases and Its Forensic Aspect," The Indian Police Journal, 2015, 82
- [12] Charlotte Watts and Cathy Zimmerman, "Violence against Women: Global Scope and Magnitude," The Lancet 359, no. 9313 (2002): 1232–37.



- [13] Gupta, Shashi Kant, Nidhi Birthare, and Neeraj Goyal. "Energy Optimization Routing Protocol for Heterogeneous Sensor Network." (2020).
- [14] Chakraborty, Chandrima, Anam Afreen, and Dipyaman Pal. "Crime against women in India: A state level analysis." *Journal of International Women's Studies* 22.5 (2021): 1-18.
- [15] Dandotiya, Abhinandan Singh, et al. "The vulnerability to computer security posed by key loggers' strategies." *NeuroQuantology* 21.5 (2023): 785.
- [16] Mangoli, R. N., and Ganapati N. Tarase. "Crime against women in India: A statistical review." *International Journal of Criminology and Sociological Theory* 2.2 (2009).
- [17] Maity, Shrabanti, and Sucharita Roy. "Analysis of growth and identifications of the determinants of crime against women: insight from India." *Journal of International Women's Studies* 22.1 (2021): 293-311.
- [18] Dandotiya, Nidhi, Pallavi Khatri, and Abhinandan Singh Dandotiya. "Digital Auditing: A Technique to Ensure Security." (2020).
- [19] Das, Priyanka, and Asit Kumar Das. "Behavioural analysis of crime against women using a graph based clustering approach." *2017 International Conference on Computer Communication and Informatics (ICCCI)*. IEEE, 2017.
- [20] Ravi Teja, K., et al. "Analysis of Crimes Against Women in India Using Machine Learning Techniques." *Communication Software and Networks: Proceedings of INDIA 2019*. Springer Singapore, 2021.
- [21] Rodríguez, Dalia Andrea, et al. "A systematic review of computer science solutions for addressing violence against women and children." *IEEE Access* 9 (2021): 114622-114639.
- [22] Dandotiya, Monika, et al. "A Secure Detection Framework for ARP, DHCP, and DoS Attacks on Kali Linux."
- [23] Singh, Rishabh, et al. "K-means clustering analysis of crimes on Indian women." *Journal of Cybersecurity and Information Management (JCIM)* 4.1 (2020): 5-25.



10.22214/IJRASET



45.98



IMPACT FACTOR:
7.129



IMPACT FACTOR:
7.429



INTERNATIONAL JOURNAL FOR RESEARCH

IN APPLIED SCIENCE & ENGINEERING TECHNOLOGY

Call : 08813907089  (24*7 Support on Whatsapp)