



iJRASET

International Journal For Research in
Applied Science and Engineering Technology



INTERNATIONAL JOURNAL FOR RESEARCH

IN APPLIED SCIENCE & ENGINEERING TECHNOLOGY

Volume: 10 Issue: II Month of publication: February 2022

DOI: <https://doi.org/10.22214/ijraset.2022.40218>

www.ijraset.com

Call:  08813907089

E-mail ID: ijraset@gmail.com

Analysis of Electric Go Kart

Prof. Mayur Shelke¹, Gaurav Ingole², Purushottam Shende³, Rajan Masurkar⁴, Khushi Dhengre⁵, Paresh Girhepunje⁶,
Abhijeet Dwivedi⁷

^{1, 2, 3, 4, 5, 6, 7} Mechanical Department, K. D. K. Faculty of Engineering, Nagpur

Abstract: The Electric Go-Karts use a knuckle as a significant a half of their steering systems, it controls the efforts applied further because the turning capacities. we tend to tend to area unit proposing modification within the materials used which can increase the strength of the knuckle. The recent technologies developed helps in reducing the strain and strains while not poignant the physical properties. at intervals the gift work we've got used SOLIDWORKS computer code for analysis of knuckle joints with varied materials and ranging hundreds. Steering knuckle plays a significant role during a vehicle linking the steering mechanism, wheel hub and brakes to the vehicle body.

I. INTRODUCTION

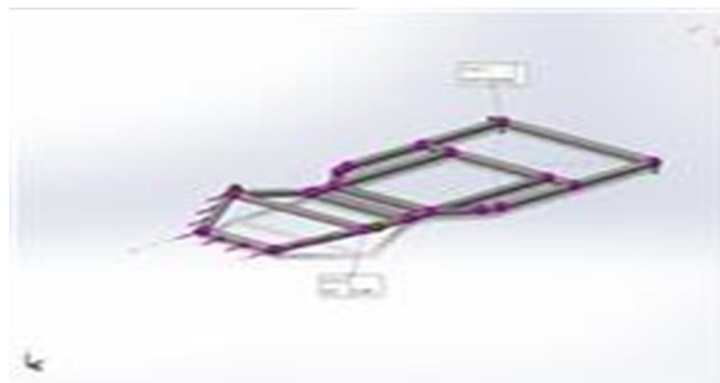
The steering system may be a important a half of the dynamic style of any automobile to facilitate a sleek modification of directions and create use of the tires ability to induce lateral forces to the absolute best extent. The management of associate degree E-Kart is completed by suggests that of mechanisms like tie rods, steering column and knuckle. The knuckle may be a important element in associate degree E-Kart as a result of it steers and keeps the vehicle stable at high speeds. The knuckle beside tie rods converts the force applied at the wheel into rotation motion, serving to the vehicle to show. Failure of this element could cause fatal casualties. thus it is vital that the knuckle should be designed in such how that it should not fail underneath extreme conditions, have high FPS, high strength and toughness and light-weight weight. In our Project the knuckle we tend to engineered was to maximise the economical use of house, weight and so the safety of the driving force.

A. Material Used

The material employed in planning and development of this project is AISI 4130. This steel provides necessary strength. This metal combines each iron and carbon components alongside Mn, sulphur atomic range 24 and chemical component. The fabric accustomed create the chassis is AISI 4130 steel. that has sensible weldability, ductility, and hardness. whereas creating this chassis we tend to used arc attachment. Chassis is that the main element in kart that holds all the load and provides suspension thus it ought to have sensible hardness and will not be compromised with flexibility. the look of the chassis is finished by Solid-works computer code as shown in fig. the load of the chassis is 18kg.

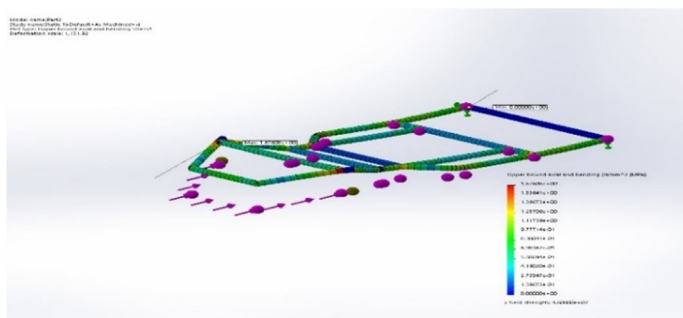
B. Chassis Frame Ansys

The electric automotive vehicle chassis has been classified into differing types such as open, caged, straight, and offset. Open karts don't have chassis. Caged kart chassis surround the motive force and have a roll cage that is usually employed in dirt tracks. Straight chassis is often used and so the driver sits at the centre.

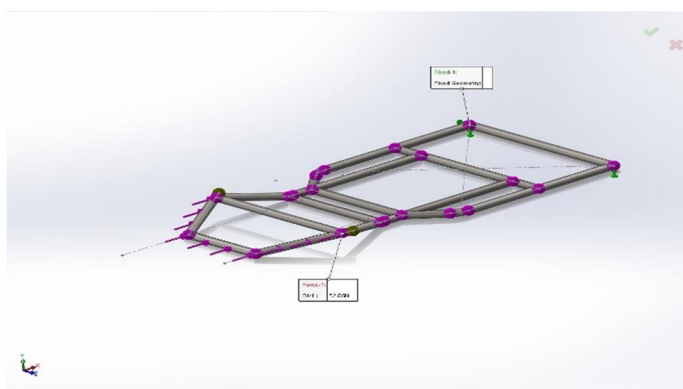


The chemical breakdown for AISI 4130 steel is given below:

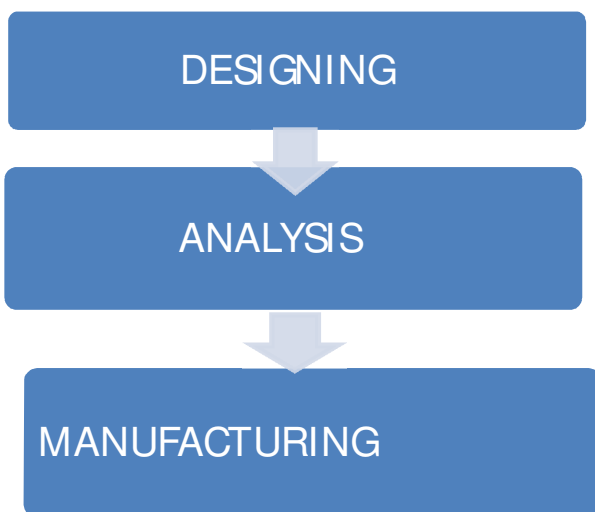
- 1) 0.28 - 0.33% Carbon
- 2) 0.7 - 0.9% Manganese
- 3) 0.8 - 1.1% Chromium
- 4) 0.15 - 0.25% Molybdenum
- 5) $\leq 0.04\%$ Sulphur

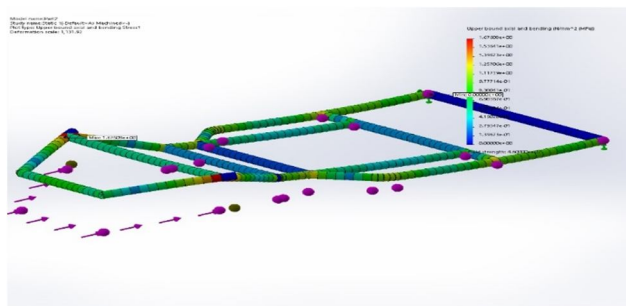


Displacement



STATIC

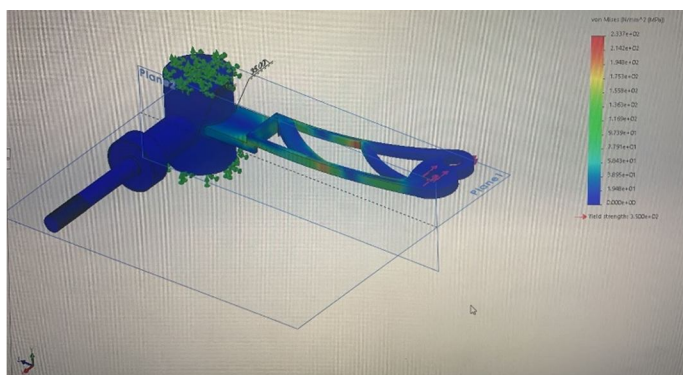





STRESS

C. Knuckle Designing And Analysis

The knuckle could be a important part in a very Go Kart as a result of it steers and keeps the vehicle stable at high speeds. The knuckle at the side of tie rods converts the force applied at the wheel into rotation motion, serving to the vehicle to show. The material of knuckle is Satainless Steel KNUCKLE planning AND




Deformation



3D-CAD Design

II. BRAKE

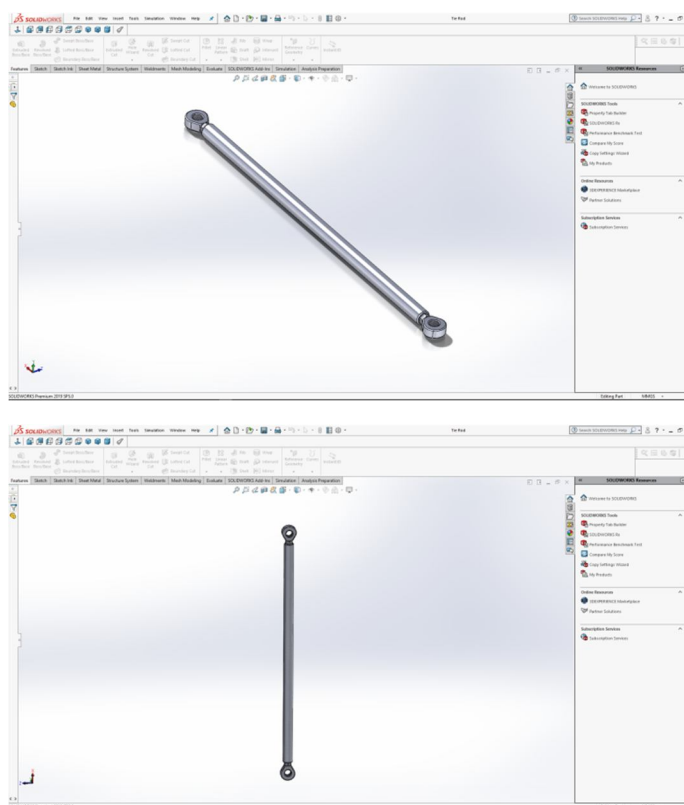
A disc brake is a kind of brake that uses the calipers to squeeze pairs of pads against a disc . This action slows the rotation of a shaft, like a vehicle axle, either to cut back its movement speed or to carry it stationary. The energy of motion is born-again into waste heat which should be spread. The brake in it's hydraulic brakes of auto neutron star 220 F rear wheel brakes .the material of Disc is AISI sort 316 F.



3D Cad Design

III. TIE ROD

Tie rods help your vehicle in terms of steering. Tie rods have 2 components, associate inner and outer finish. The rod works with the Ball joint in changing force from the steering center link to the steering “knuckle.” merely place, the tie rods facilitate with steering swimmingly and therefore the face alignment of your vehicle



REFERENCES

Prof. Nirmal Chohan has study on “DESIGN AND FABRICATION of electrical GO-KART” revealed on researchgate.com
 * R.S. Khurmi, J.K. Gupta “Theory of Machines”, S. Chand Company Pvt. Ltd., Vol 1, fourteenth Edition, 2014. [2] S.K. Gupta “A Textbook of Automobile Engineering”, S.Chand Company Pvt. Ltd., Vol 1, first Edition, 2014. [2] Saket Bhishikar, Vatsal Gudhka, Neel Dalal, Paarth Mehta, Sunil Bhil, A.C. Mehta “Design and Simulation of four Wheel steering mechanism.”



10.22214/IJRASET



45.98



IMPACT FACTOR:
7.129



IMPACT FACTOR:
7.429



INTERNATIONAL JOURNAL FOR RESEARCH

IN APPLIED SCIENCE & ENGINEERING TECHNOLOGY

Call : 08813907089  (24*7 Support on Whatsapp)