



IJRASET

International Journal For Research in
Applied Science and Engineering Technology



INTERNATIONAL JOURNAL FOR RESEARCH

IN APPLIED SCIENCE & ENGINEERING TECHNOLOGY

Volume: 10 Issue: V Month of publication: May 2022

DOI: <https://doi.org/10.22214/ijraset.2022.42516>

www.ijraset.com

Call:  08813907089

E-mail ID: ijraset@gmail.com

Comparative Analysis between Various Types of Bracings for Steel Building in Seismic Zones

Mr. Prafull J Barge¹, Dr. Nagesh Shelke²

¹PG Scholar Dr.D.Y Patil School of Engineering & Technology, Lohegaon Pune Maharashtra 412105

²Guide, Dr.D.Y Patil School of Engineering & Technology, Lohegaon Pune Maharashtra 412105

Abstract: In this research paper we are preparing a relative report on a G+13 tall structure. In this structure we will contrast exposed casing and edges having various types of bracings at the corners. A three dimensional structure is taken, 13 stories is taken with story tallness of 3m. The bars and segments are intended to withstand dead and live load only. Seismic tremor loads are taken by bracings. The bracings are given just on the fringe sections. Here auxiliary displaying and examination is finished utilizing investigation programming Etabs which is a limited component based programming apparatus. A tall structure will be analyzed for seismic loading corresponding to various seismic zones. Effectiveness of bracings in reducing lateral displacements and their efficiencies during the earthquake is to be investigated. So the objective is to do comparative analysis between symmetrical G+13 storey RCC building with bracings and similar building without the bracings using commercially available software. Bracing play important role in keeping structure stable. Earthquake produces inertial forces in structure. X-bracing system has shown good results when it comes to reducing lateral displacements. As much as 26% decrease in lateral displacements in Z-Direction and up to 53% reduction in lateral displacements along X-direction is observed. But X-bracing arrangement shows most increase in value of Maximum bending moment (24.86%) and support reactions (30%). Base shear values are same in both directions. Since number of bracings along X-directions were more, bracings shown good performance in lateral displacements along X-axes. Diagonal bracing shows overall good performance considering Lateral displacements (45.58%), Support reactions (26.77%), and maximum bending moment (14.16%). Weight of the structure remains almost same. Not more than 2 percent change in weights of structure. Since base shear is dependent on weight, base shear also remain similar.

Keywords: Comparative Analysis, Bracings, RC Building, Seismic Zones

I. INTRODUCTION

Today's tall buildings are becoming more and more slender, leading to the possibility of more sway in comparison with earlier high-rise buildings. This has brought more challenges for the engineers to cater both gravity loads as well as lateral loads, earlier buildings were designed for the gravity loads but now because of height and seismic zone the engineers has taken care of lateral loads due to earthquake and wind forces. Seismic zone plays an important role in the earthquake resistant design of building structures because the zone factor changes as the seismic intensity changes from low to very severe. Another important aspect in the design of earthquake resistant structures is soil type, as the soil type changes the whole behavior and design of the structure changes. So to cater all the lateral forces, we have to design the structure very uniquely so that the structure can withstand for the maximum time period so that there is no harm to the society.

Steel braced frame is one of the structural systems used to resist lateral loads in multistoried buildings. Steel bracing is economical, easy to erect, occupies less space and has flexibility to design for meeting the required strength and stiffness. Braced frames are often used to resist lateral loads but braces can interfere with architectural features. The steel braces are usually placed in vertically aligned spans. This system allows obtaining a great increase of stiffness with a minimal added weight, and so it is very effective for existing structure for which the poor lateral stiffness is the main problem. Bracings are usually provided to increase stiffness and stability of the structure under lateral loading and also to reduce lateral displacement significantly. Bracing is the highly efficient and economical method of resisting horizontal forces in a frame structure. A braced bent consist of the usual columns and girders, whose primary purpose is to support the gravity loading, and diagonal bracing members that are connected so that the total set of members forms vertical cantilever truss to resist the horizontal loading. The braces and girders act as the web members of truss, while the column act as the chords. Bracing is efficient because the diagonals work in axial stress and therefore call for minimum member sizes in providing stiffness and strength against horizontal shear. The bracing methods adopted in the past fall into two main categories, namely external bracing and internal bracing.

In the external bracing system, existing buildings are retrofitted by attaching a local or global steel bracing system to the exterior frames. In the internal bracing method, the buildings are braced by incorporating a bracing system inside the individual bays of the RC frames. Bracing are member of the structural they are either eccentric or concentric. Bracing are said to be concentric if they are joined at center of beam with column beam junction or direct column beam junction and eccentric if an above condition not gets satisfied. The main aim of the research work has been to identify the type of bracing which causes minimum storey displacement such contributes to greater lateral stiffness to the structure. This project explores the structural behavior of steel building for both braced and unbraced conditions under static and lateral loading. The methodology of analysis have been presented and discussed in this Report. Finally a comparative study has been presented to assess the best structural performance of RCC building under lateral loading..

A. Aim

To compare various types of steel bracing (concentric) systems in high rise RCC building under seismic loading for different zones

B. Objective Of The Work

- 1) To study the role of bracing system in high rise RCC structure
- 2) To analyze different parameters in high rise RCC structure
- 3) To investigate efficient bracing system in high rise RCC structure by following point of view
 - a) Lateral Displacement
 - b) Base shear
 - c) Total weight d] Axial force
 - d) Bending Moment

II. PROBLEM STATEMENT

To analyze the effect of earthquake forces on high rise RCC building with bracing. To compare the behavior of RCC buildings with different kinds of bracings. Effectiveness of bracings in reducing lateral displacements and their efficiencies during the earthquake is to be investigated. So the objective is to do comparative analysis between symmetrical G+13 storey RCC building with bracings and similar building without the bracings using commercially available software.

A. Structural Details

Structure will be G+13 storey structure is symmetrical. 8 bays will be constructed along X direction. Storey height will be 3 meter. Bay width will be 4 m along both X and Z direction. Total height of structure is 42 m. size of columns are ‘0.35 x 0.35’ and size of beams are ‘0.25 x 0.35’. Bracings are provided using ‘ISA 110 x 110 x10’ angle sections. For braced structures, bracing is provided on the periphery about the corners. Bracing is provided in 8 bays along the length and provided in 4 bays along the width. Bracing is provided for all 25 storey. Structure is situated in medium soil condition.

Details of structure

Description	Values
Number of storey	13
Number of bays in Xdirection	8
Number of bays in Zdirection	12
Height of each storey	3
Bay width in X direction	4
Bay width in Z direction	4
Size of beam	0.25 x 0.35
Size of column	0.35 x 0.35
Thickness of RCC slab	0.130
Steel bracing	Angle sections(ISA 110 x 110 x 12)
Wall Load	13.892 KN/m
Live Load	4 KN/m
Slab thickness	130 mm

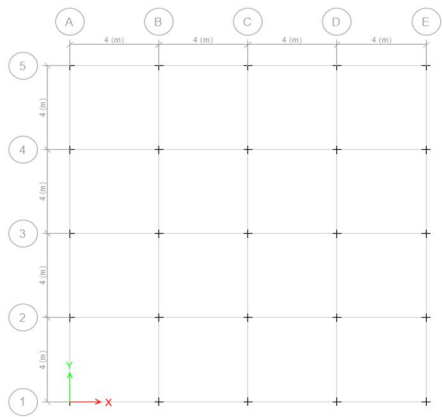


Fig. 4.1. Plan of the Building

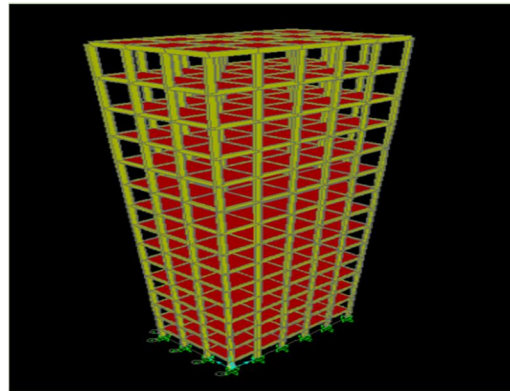


Fig. 2. 3D View Of Bare Frame

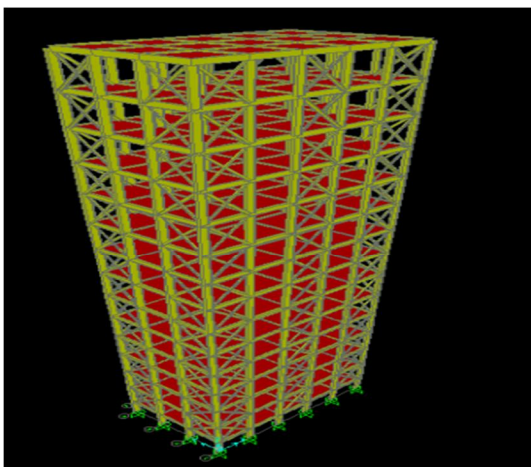


Fig. 3. 3D View Of X-Type Bracing

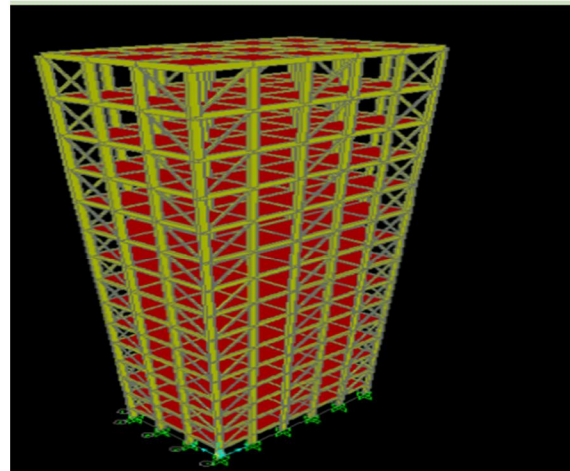


Fig. 4. 3D View Of Diagonal Type Bracing

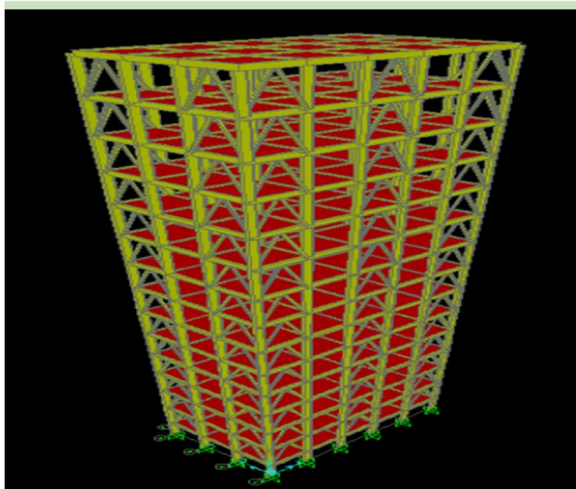


Fig. 5. 3D view Of Inverted-V Type Bracing

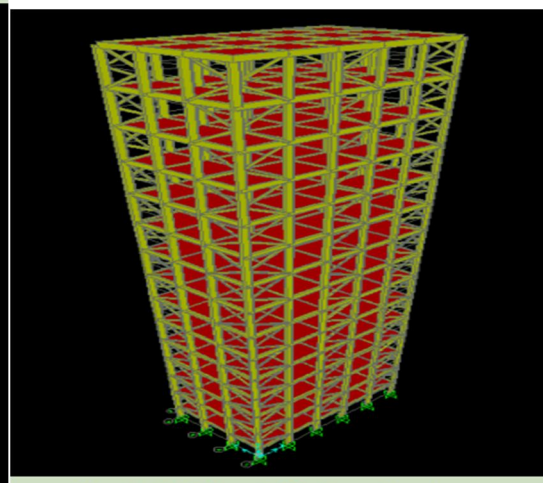
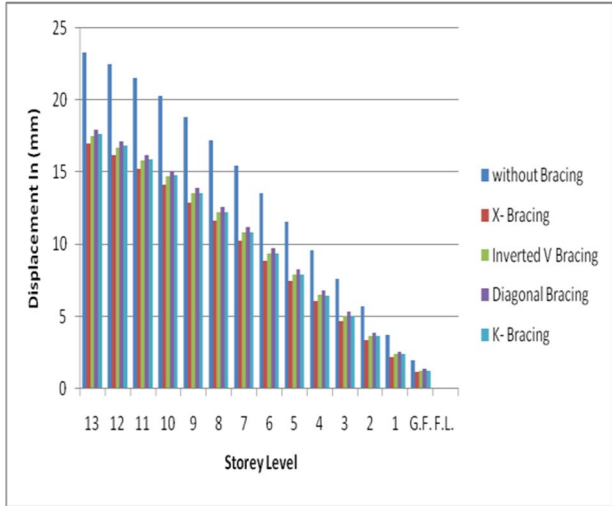
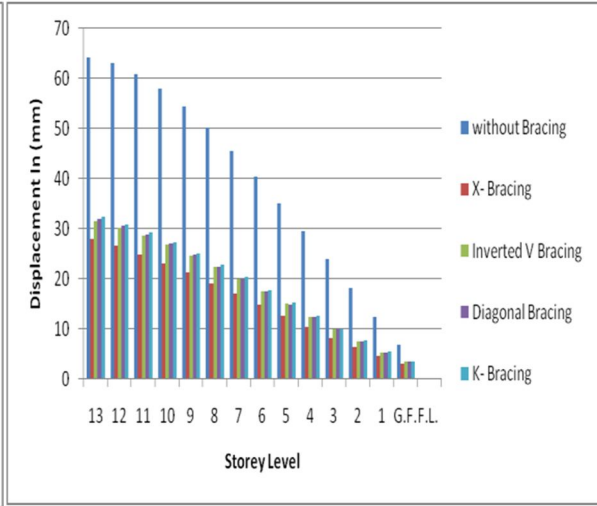


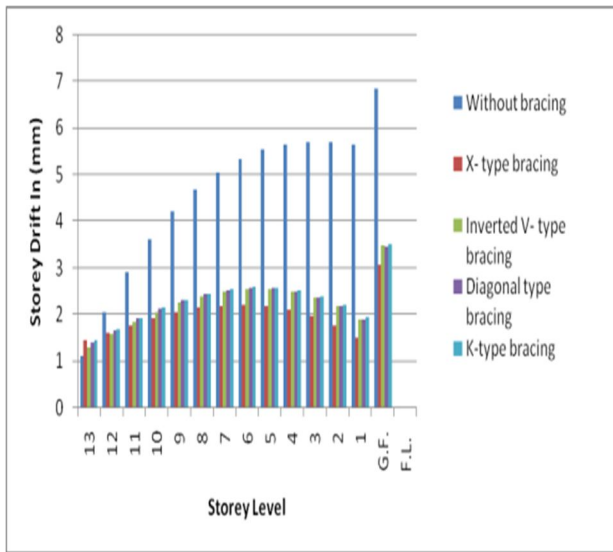
Fig. 3. 3D View Of K-Type Bracing



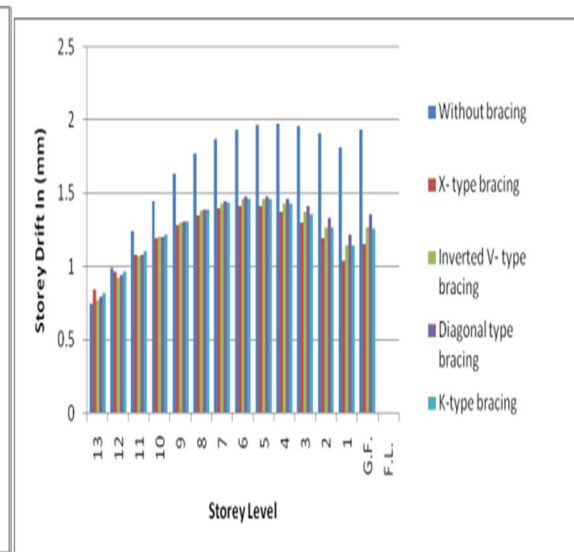
Lateral Displacement Along X-Direction



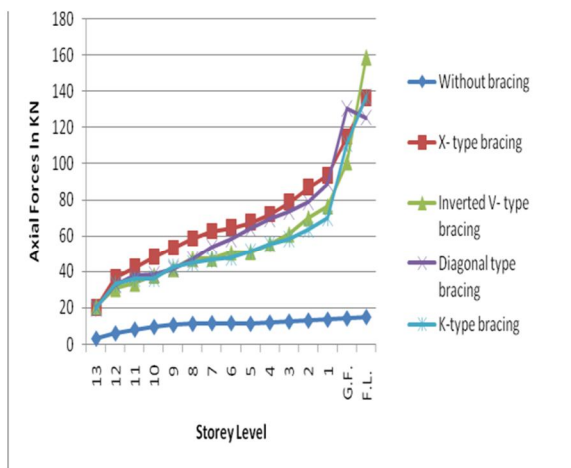
Lateral Displacement Along Y-Direction



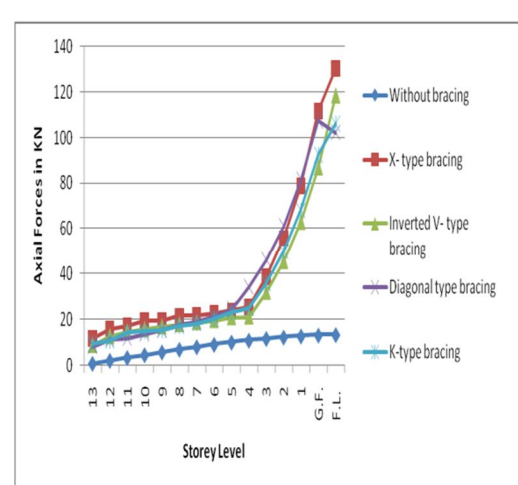
Storey drift In (mm) Along Y-Direction



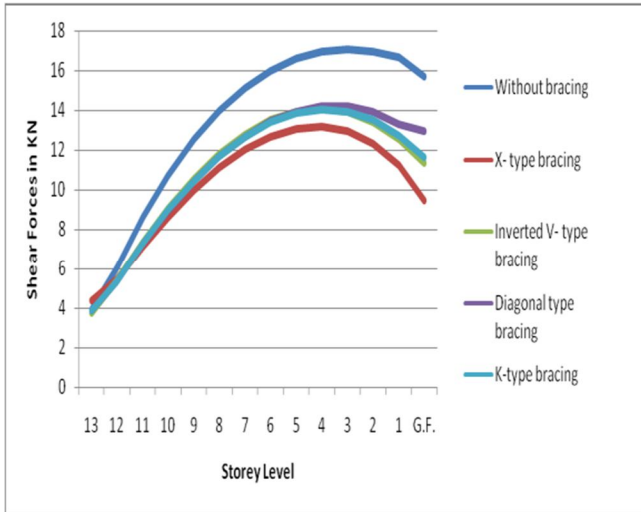
Storey drift In (mm) Along X-Direction



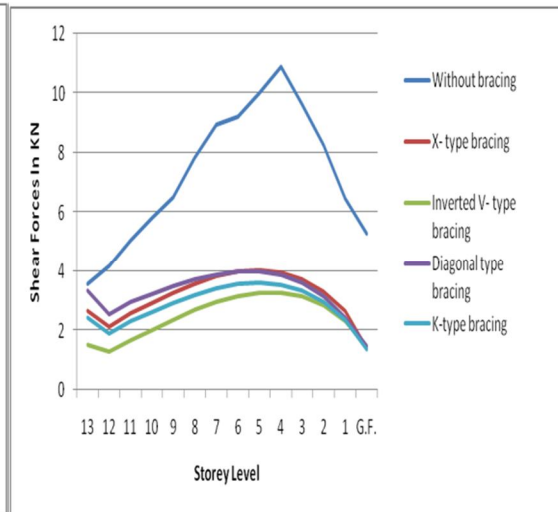
Axial Forces In (KN) Along X-Direction



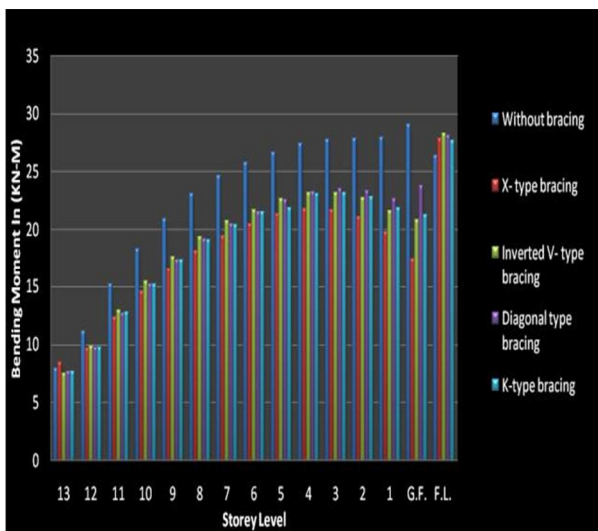
Axial Forces In (KN) Along Y-Direction



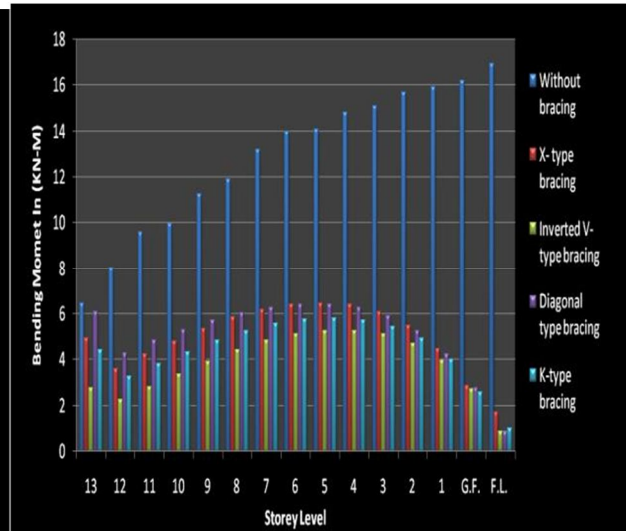
Shear Forces In (KN) Along X-Direction



Shear Forces In (KN) Along Y-Direction



Bending Moment Along X-Direction



Bending Moment Along Y-Direction

B. Base Shear

Percentage increase in Base shear

Type of Bracing	Base Shear Vibe (zone 3) in KN	Base Shear Vibe (zone 4) in KN	Base Shear Vibe (zone 5) KN
Without bracing	5800.722	8701.083	1051.624
X-Bracing	5811.316	8716.362	13075.46
Inverted V-Bracing	5810.277	8715.416	13073.124
K-Bracing	5809.420	8714.130	13671.19
Diagonal Bracing	5806.018	8709.026	13063.539

III. RESULT & DISCUSSION

Bracing play important role in keeping structure stable. Earthquake produces inertial forces in structure. These inertial forces act in the form of base shear on structure. Base shear is distributed to different floor along the height of the building. This force produces later displaces in structure. For high rise building, lateral displacements are common due towing loading. But if the earthquake is of high intensity, it can be disastrous. Bracings play important role in distributing this force in columns and beams. In this project we have analyzed unbraced structure with structures having different bracings.

X-bracing system has shown good results when it comes to reducing lateral displacements. Base shear values are same in both directions. Since number of bracings along X-directions were more, bracings shown good performance in lateral displacements along X-axes. Diagonal bracing shows overall good performance considering maximum bending moment.. K-bracing has shown good performance considering Maximum support Reactions. Weight of the structure remains almost same. Not more than 2 percent change in weights of structure. Since base shear is dependent on weight, base shear also remain similar.

IV. CONCLUSION

Lateral forces are distributed to beams and columns by bracings. In this project a comparative analysis of unbraced structure with structures having different bracings.

With parameters such as Bending Moments, Lateral displacements, support reactions.

- 1) The concept of using steel bracing is one of the advantageous concepts which can be used to strengthen or retrofit the existing & new structures.
- 2) Steel bracings reduce flexure and shear demands on beams and columns and transfer the lateral loads through axial load mechanism.
- 3) Using Steel Bracing the total weight on the existing building will not change significantly.
- 4) The braced building of the lateral displacement Decrease s as compared to the unbraced building,. The max. percentage of x bracing decreased 30.80% & 55.18% along X & Y direction.
- 5) The braced building of the storey drift decreases as compared to the unbraced building,. The max. percentage of x bracing decreased 30.80% & 55.18% along X & Y direction.
- 6) The braced building of the axial forces increased as compared to the unbraced building,. The max. percentage of x bracing increased 89.75% & 89.02% along X & Y direction.
- 7) The braced building of the shear forces decreased as compared to the unbraced building,. The max. percentage of x bracing decreased 24.00% & 63.54% along X & Y direction.
- 8) The braced building of the shear bending moment decreased as compared to the unbraced building,. The max. percentage of x bracing decreased 40.02% & 90.15% along X & Y direction.
- 9) The braced building of the base shear increased as compared to the unbraced building,. The max. percentage of x bracing increased 21.18% & 38.60% along X & Y direction.
- 10) From above result concluded that the overall performance of braced building reduced by unbraced building and X- bracing reduced the all seismic parameters to large extent than other type of bracing.

V. FUTURE SCOPE OF WORK

This project primarily focused on concentric bracings. There are so many different types of concentric bracings. In this project only four of them are utilized. There are various types of eccentric bracings too. Eccentric bracings can useful when lateral loads are of know directions. In future works this analysis can be utilized as a source of data for further analysis. There could be multiple arrangements. Here we have only focused on only one type of arrangements. This work can be further carried out with different arrangements. Bracing types can be compared by using many more parameter

This project can also be tested for dynamic loading, wind loads. Work is done on static coefficient method. It can be redone using Response spectra method, Time history analysis. This is a symmetrical structure. Further projects can be done on irregular structures. Irregularity can induce unexpected forces in structure.

REFERENCES

- [1] Mohammed Idrees Khan, Mr.Khalid Nayaz Khan,"Seismic analysis of steel frame with bracings using pushover analysis," International Journal of Advanced Technology in Engineering and Science Volume No.02, Issue No. 07, July 2014.
- [2] Manish S. Takey, Prof. S.S.Vidhale,"Seismic response of steel building with linear bracing system (A Software Approach)."International Journal of Science and Engineering ISSN: 2277-9477, Volume 2, Issue 1.

- [3] Electronics, Communication & Soft Computing K.K.Sangle, K.M.Bajoria, V.Malungkar," Seismic analysis of high rise steel frame with & without bracings," 2012.
- [4] Z.A. Siddiqi, Rashid Hameed, Usman Akmal ," Comparison of Different Bracing Systems for Tall Buildings", Pak. J. Engg. & Appl. Sci. Vol. 14, Jan., 2014 (p. 17-26).
- [5] M. N. Chimeh & P. Homami," Efficiency of bracing systems for seismic rehabilitation of steel structures," Kharazmi (Tarbiat Moallem) University, Tehran, Iran.
- [6] S.R. Thorat and P.J. Salunke," Seismic Behaviour of Multistorey Shear Wall Frame Versus Braced Concrete Frames," International Journal of Advanced Mechanical Engineering, ISSN 2250-3234 Volume 4, Number 3 (2014), pp. 323-330 © Research India Publications.
- [7] Kulkarni J. G., Kore P. N., Tanawade S. B.," Seismic Response Of Reinforced Concrete Braced Frames," International Journal of Engineering Research and Applications (IJERA) ISSN: 2248-9622 Vol. 3, Issue 4, Jul-Aug 2013, pp.1047-1053
- [8] Viswanath K.G, Prakash K.B, Anant Desai," Seismic Analysis of Steel Braced Reinforced Concrete Frames
- [9] P.Sairaj , K.Padmanabham, "Performance base seismic design of braced composite multi storied building" International Journal of Innovative Research in Science, Engineering and Technology (An ISO 3297: 2007 Certified Organization) Vol. 3, Issue 2, February2014.
- [10] H.R. Tawakoni, A. Rashidi Alashti & G.R. Abdollahzadeh "3-D Nonlinear Static Progressive Collapse Analysis Of Multi-Story Steel Braced Buildings"
- [11] Kapil Khandelwal, Sherif El-Tawil, Fahim Sadek "Progressive Collapse Analysis Of Seismically Designed Steel Braced Frames"
- [12] Saurabh kanungo and komal bedi ," analysis of a tall structure with x-type bracings considering seismic load using analysis tool staad.pro", International journal of December,2018
- [13] Amol Patil, Dhiraj Dheshmukh, Vishwajeet Dubule, Somesh Patil, " To study of efficient eccentric bracing system in tall steel buildings", 13th international conference on recent innovation in Science,Engineering and Management,February,2018.
- [14] Arjun Mudkondwar, Dr. A. V. Patil "Performance analysis and behavior of steel framed building with reference to variation in bracing system" e-ISSN: 2349-9745, P-ISSN: 2393-8161 V2, ISSUE4, And April2015.



10.22214/IJRASET



45.98



IMPACT FACTOR:
7.129



IMPACT FACTOR:
7.429



INTERNATIONAL JOURNAL FOR RESEARCH

IN APPLIED SCIENCE & ENGINEERING TECHNOLOGY

Call : 08813907089  (24*7 Support on Whatsapp)