



IJRASET

International Journal For Research in
Applied Science and Engineering Technology



INTERNATIONAL JOURNAL FOR RESEARCH

IN APPLIED SCIENCE & ENGINEERING TECHNOLOGY

Volume: 11 **Issue:** IV **Month of publication:** April 2023

DOI: <https://doi.org/10.22214/ijraset.2023.50070>

www.ijraset.com

Call:  08813907089

E-mail ID: ijraset@gmail.com

Assignment Submission

Mr. Yash Pritam Save¹, Miss. Gayatri Mozar², Mr. Kumar Nivrutti Kadam³

Department of Information Technology, Pravin Patil Polytechnic, College of Engineering, Bhayander, Thane, India - 401105

Abstract: In every branch, teachers have to take submission of micro project. For that they message in students WhatsApp group, for that they need a specific student phone number and it take much time, in our web application teachers have to create an class folder and add students from college login details. After all process, teachers have to just deliver one message in created folder about micro project. This will reduce teacher's time as well as they don't have to add a many phone numbers of students. In our web application, teachers will also chat with students, if he/she gets confuse about student, if he/she student don't give proper ppt/source code to teachers. With this teachers don't have to share their phone numbers with anyone students. Firstly student will form the group and decide their title then they will submit it. After submitting, it is visible to the teacher. Once completing the project, student will upload the report and the zip file of their project. Then teacher can see and give the Mark's.

I. INTRODUCTION

We are developing web application, for all departments, so teachers don't have to message specific students in every class. their will login for teachers, Students and admin where Teachers use for Assigning micro project, students can use it for Submission, getting important notice from college, seeing profile of other students and messaging students for project purpose, admin will post college notices and exam time table. In teacher's login, Teachers will create class for students, add students in that class, notify students to create group and give list of topics or they will ask to select according to them, they can easily manipulate (add/delete) students. Teachers will assign Micro project in form of technical and non-technical form, if any mistake done by students in project report or in ppt they can message them for correction. After everything is correct, they can give marks to students. In Students Login, Students will get notification from teachers, getting notification they will message other student for group formation, the created group will submit their topic name and group details to teachers. After completion of project, they will submit to teachers. They will get an extra feature in their login where they can save their college ID and Exam Hall ticket photos for emergency, if any situation occurs, they forgot their ID or hall ticket they will login and show their proof to supervisor.

II. CONCEPT OF ASSINGMENT SUBMISSION

To achieve excellence in imparting Technical Education so as to meet the Professional and Societal needs. Encouraging academic excellence and a passion for learning through the use of learner- oriented teaching methodologies.

Providing an environment that inculcates ethics and effective soft-skills and focuses on the development of learners. Establishing and reinforcing a symbiotic institute-industry interface so that learners can gain exposure to real-life applications of Information Technology.

Developing technical skills by imparting knowledge and providing hands on experience. Creating an environment that nurtures ethics, leadership and team building. Providing industrial exposure for minimizing the gap between academics & industry.

To become a leading center in the domain of Information Technology where learners are introduced to the concepts and implementation of technologies. It is our pleasure to be indebted to various people, who directly or indirectly contributed to the development of this work and who influenced our thinking, behaviour, and acts during study.

Lastly, we would like to thank the almighty God and our parents for their moral support and our friends with whom we shared day-to-day experience and received lots of suggestions that improved our quality of work.

III. EVALUATION OF ASSINGMENT SUBMISSION

Provide socially responsible, environment friendly solutions to Information technology related broad-based problems adapting professional ethics. Adapt state-of-the-art Information Technology broad-based techniques to work in multi-disciplinary work environments. Solve broad-based problems individually and as a team member communicating effectively in the world of work.

Design solutions for well-defined technical problems and assist with the design of systems components or processes to meet specified needs. Apply modern engineering tools and appropriate technique to conduct standard tests and measurements.

A. Problem Statement

Before the problem statement can be crafted, the problem in Mpes sub assist must be defined. It is to want to begin working on a solution as soon as possible and neglecting the definition of the true problem to be solved. However, a poorly defined problem increases the risk of implementing a solution that does not fully meet the expected results.

And the sub assist is very useful platform student contact direct to teachers and teachers resold the all problem. Teachers send anything so the student get all of their notes, assignment etc.

B. Future Scope

The study focuses on the areas of concentration of this project i.e. the assignment submission and grading processes. It also covers the faculty registration, lecturer registration, course registration, department registration, users registration, student registration, perform scores/grades registration, test scores assessment and article entry. All the assignment will be share on this wed application without any problem all Institute will use the method of Assignment Submission web application to share there assignment and all other answer and question paper on this web application. In future all other thinks like video lectures fee detail Exams also can conduct on this web application that we don't have to any other application aur web pages for different works it will all provide in application. It will also provide time table and attendance on this web page.

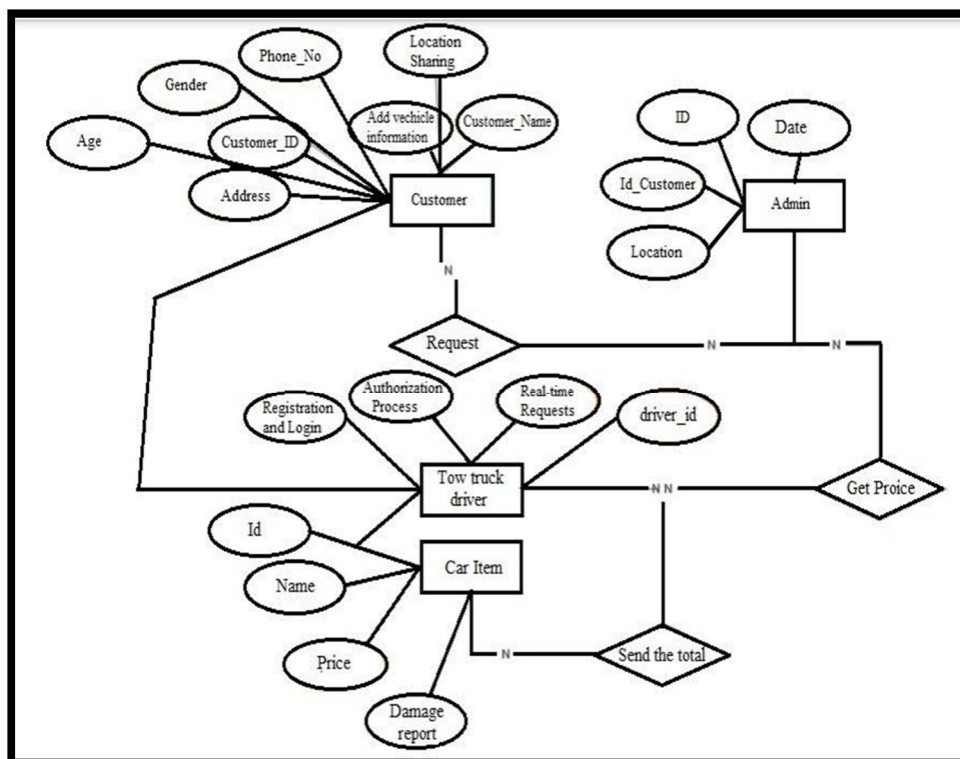
IV. METHODOLOGY

Nowadays nearly all of the tasks that you could only perform on a computer are achievable on mobile devices as well. This means that more sensitive information will be stored on peoples mobile devices than before.

Employees are even able to do work on their mobile devices, so there are more risks for proprietary information leaks as well. Additionally, the number of attempts of cybercrime has been increasing steadily in the recent years.

This is even more important for Android because it is the most targeted platform due to its widespread usage and open source properties. The need for security is greater than ever for not only consumers, but large enterprises as well.

A. ER Diagram



B. *Android studio*

Android is a Linux based operating system it is designed primarily for touch screen mobile devices such as smart phones and tablet computers. The operating system have developed a lot in last 15 years starting from black and white phones to recent smart phones or mini computers. One of the most widely used mobile OS these days is android. The android is software that was founded in Palo Alto of California in 2003. The android is a powerful operating system and it supports large number of applications in Smartphones. These applications are more comfortable and advanced for the users. The hardware that supports android software is based on ARM architecture platform. The android is an open source operating system means that it's free and any one can use it. The android has got millions of apps available that can help you managing your life one or other way and it is available low cost in market at that reasons android is very popular. The android development supports with the full java programming language. Even other packages that are API and JSE are not supported. The first version 1.0 of android development kit (SDK) was released in 2008 and latest updated version is jelly bean.

C. *Platforms Used*

PHP

V. RESULT ANALYSIS

A. *Basic Modules*

- ❖ Registration
- ❖ Login
- ❖ Dashboard
- ❖ View Messages
- ❖ Make Groups
- ❖ Upload
- ❖ View Gallery
- ❖ View Group Details
- ❖ Sent Messages
- ❖ Upload

1) *Registration*

Student first has to register with the web application to log into the system. Registration process involve the details of user i.e. First name, Last Name, Email, Password. As the user registers with the application, the details of the user are saved in the database.

2) *Login*

After registration, Student is applicable to use the application. Student can make groups for micro project, Upload the micro project file, and also able to seen the messages and important photos related to the college and various events.

3) *Dashboard*

The Student Dashboard includes make groups for micro project, Upload the micro project file, and also able to seen the messages and important photos related to the college and various events. The Teacher Dashboard includes send messages and upload important photos related to the college and various events and also able to seen the student group details.

4) *View Messages*

The student can able to see message sent by the teacher related to the micro project.

5) *Make Group*

In this, student can make the groups for their micro project.

6) *Upload*

In this, Student can upload their micro project file.

7) *View Gallery*

In this, student can able to seen the messages and important photos related to the college and various events.

8) *View Group Details*

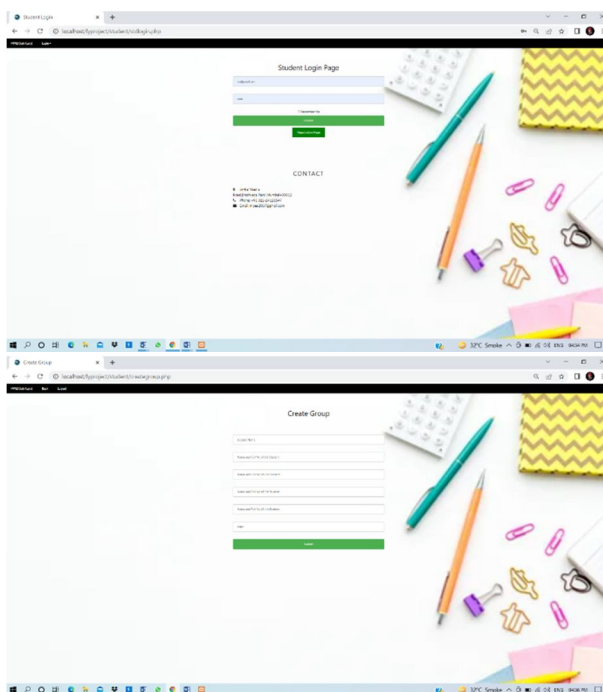
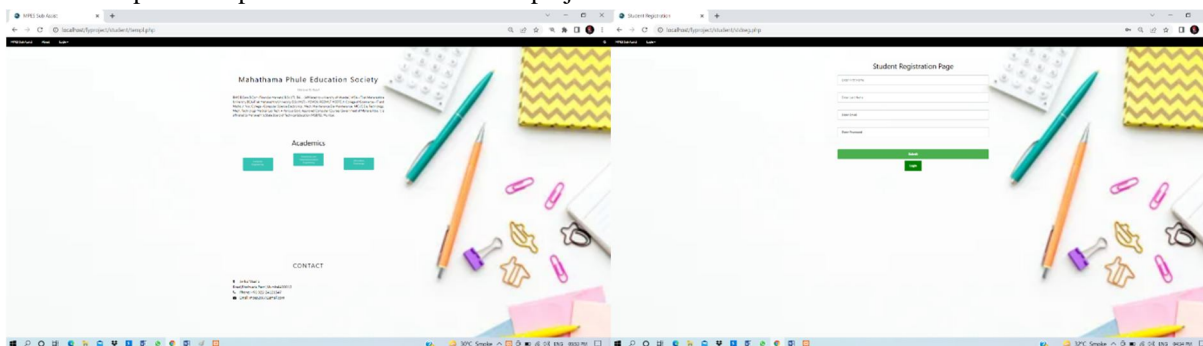
In this, Teacher can able to see the micro project group details form by the student.

9) *Send Message*

In this, Teacher can send the messages related to the micro project and various events.

10) *Upload*

In this, Teacher can upload the photos related to the micro project and various events.



REFERENCES

- [1] <https://msbte.org.in/>
- [2] <https://app.diagrams.net/?libs=general;flowchart>
- [3] <https://www.w3schools.com/default.asp>
- [4] <https://makitweb.com/upload-and-store-an-image-in-the-database-with-php/>
- [5] <https://vpt.edu.in/>



10.22214/IJRASET



45.98



IMPACT FACTOR:
7.129



IMPACT FACTOR:
7.429



INTERNATIONAL JOURNAL FOR RESEARCH

IN APPLIED SCIENCE & ENGINEERING TECHNOLOGY

Call : 08813907089  (24*7 Support on Whatsapp)