



# **iJRASET**

International Journal For Research in  
Applied Science and Engineering Technology



---

# **INTERNATIONAL JOURNAL FOR RESEARCH**

IN APPLIED SCIENCE & ENGINEERING TECHNOLOGY

---

**Volume: 13      Issue: III      Month of publication: March 2025**

**DOI: <https://doi.org/10.22214/ijraset.2025.67759>**

**[www.ijraset.com](http://www.ijraset.com)**

**Call:  08813907089**

**E-mail ID: [ijraset@gmail.com](mailto:ijraset@gmail.com)**

# Assured Contract Farming for Stable Market Access: A User-Centric Crop Management System

Assoc.Prof. Mrs.K.Sireesh<sup>1</sup>, B.Urdhva Sri<sup>2</sup>, B.JayaNagaRaju<sup>3</sup>, N.Durga Bhavani<sup>4</sup>, M.Srinivas<sup>5</sup>

Dept. of CSM, Vasireddy Venkatadri Institute of Technology, India

**Abstract:** *In actuality, the project embraces the development of user-friendly crop management software that simplifies agricultural work by analyzing recent surveys and more user profiles. With the dashboard of the system, the co-contractors and farmers can monitor and supervise their crops more interactively by means of the real-time provision of data about crop prices and weather forecasts. Users were also able to assist themselves with their profiles via login and account creation. It would hence seek to hold a database of all accepted and rejected request forms that can be of help to farmers through learning, based on the past with the preferences of the customers available now. Farmers can thereby optimize crop production and achieve better efficiency in fulfilling their market demand through data analysis. Better agricultural decision-making would be achieved because wastes are mitigated, thus raising the income of the farmers through easy and effective analysis in the hands of the common user. The system, therefore, is perceived as a tool for modern agricultural practices for its promotion of sustainability and efficiency in the agricultural sector.*

**Keywords:** Crop Management, Data Analytics, Agricultural Decision-Making, Farming Efficiency, User-Centric Interface.

## I. INTRODUCTION

Modern agriculture is, indeed, the backbone for food security and economic stability in the present world. However, the older methods of farming have always been more susceptible to draught followed by rains, unfavorable market prices, and wastages caused by inefficiency in the application of resources-everything which may affect crop yield and the gross revenue of farmers. It is these very causes that are demanding the search for advanced technology to supplement agricultural practices. Hence, this paper discusses a user-centered crop management system intended for bringing about a 360-degree paradigm shift in the perception of crop management by farmers or co-contractors through data analytics and software solutions in user-friendly specifications.

It is, thus, aiming for simplifying agricultural work through a comprehensive user-friendly interface giving real-time data on such key issues as crop prices and weather forecasts. Personalised insights and recommendations will be supported based on computations for each farmer, carried out against an analysis of contemporary surveys/user profiles. In this way, farmers are empowered with tools to enable them to make informed decisions, thereby helping reduce wastage and improve profit-making, along with geriatric efficiency.

The user-interactive dashboard allows for the real-time monitoring and supervision of any given crop. Hereby, the farmers keep themselves informed and have the means and time to react to any change emanating, thus optimizing production processes tailor-made to respond to market specifications. Additionally, the system provides and maintains a backup database of all accepted and rejected forms, allowing the preservation of the data in history with possible later retrieval for various purposes. This would also go a long way towards enhanced learning over time from a farmer's experiences and choices to better improve the quality of recommendations and assistance to the farmer.

This system is supposed to be very significant in the coming years as with the increasing population of the world, there will be louder calls for sustainable and efficient agriculture. This user-centered crop management system would by all means mark a crucial step in global food security and agriculture's economic prosperity, not merely as a tool for the present-day agricultural practices but as a critical turn to carve out huge strides towards farming efficiency and sustainability.

## II. OBJECTIVE OF THE STUDY

The purpose of the undertaking is to create a sweet user interface crop management system which would ease agricultural operations and decision making in the lives of farmers and co-contract members. User friendly software is expected to analyze real time surveys in user profiles to give crop price and weather forecast through exploratory learning dashboard. System will trudge users along to view and administer their crops more efficiently for better and enhanced market-oriented production. Such research

will generate a universal database for approved and rejected request forms from which a farmer learns from past performance and current demands of customers and end-users. The overall objective of this study, therefore, is to promote sustainability and efficiency by waste reduction and income maximisation among farmers through easily and effectively analysing data to access advanced agricultural practices available to the common farmer.

#### *A. Scope Of The Study*

The overall intention of this investigation constitutes developing and validating a crop management system which can be user-centered and will use advanced data analytics to improve agricultural productivity and decision-making rather than heavy-duty interfaces. This software application is expected to demystify the perplexities of modern farming by way of real-time data on crop prices, weather forecasts, and other critical elements. The system is expected to fulfill the needs of co-contractors and the farmers better through efficient and effective interactions for crop monitoring and supervision.

The research involves building a remarkable dashboard, a point of entry, and analytical work for data. The dashboard shall provide the very intuitive and user-friendly approach for easy navigation by farmers into its multiple features and functions. As part of the system's user profile management, this shall bring about a solid aspect of user profile management: that enables users to sign up for accounts, log in, and manage their preferences, helping it have personalized experience and adaptability to the needs and preferences of each user individually.

The study will set up a significant database of accepted and rejected request forms that can serve to be useful for farmers to learn from earlier events. This will be the reference for farmers who in the future would make decisions based on few experiences and analysis of such users' historical data and preferences. In this way, the timely feedback could be provided from the system to improve crop production activities among farmers according to the needs of the market.

Extent further includes evaluating how far the custom application furthers the sustainability aspect of the agricultural productivity system and the efficiency. In this regard, waste reduction, better agricultural decision-making, increased farmer incomes, etc., are to be assessed. The study would rigorously test and collect feedback of users to refine and improve its system to the optimum of usability and functionalities enhancement.

Hence, in summation, the study aimed at developing a user-centered crop management system that is predicated on data analytics and user-friendly interfaces to increase agricultural productivity and decision-making. Promote the development, implementation, and evaluation of the system in a manner that facilitates sustainability and efficiency within the agricultural sector.

#### *B. Problem statement*

Concerns in the market are those who engage in knowing the socializing and implementations, while they are utilising technologies for research planning, management of farmers by-the-earth and the decision-making process of weather and crop price with respect to information. Such technologies must be subjected to unsubstantial alterations in terms of the way they keep pace with farming practices concerned, and there is a shift in the latest and comparatively worthwhile means of doing so. Changemaking farmers who have access not only to new levels of relationship with their colleagues but have the possibility of empowerment in using crop science, and weather information. The recent phenomenon serves to highlight how the success of social media, among other techniques, has made it far much easier for farmers-all the way through most to overcome the delays that come from market play on their decision-making.

### **III. RELATED WORK**

Fresh creation of smart farming did not leave the last stroke to [1] the forward advance [2] of agronomy; recent innovations, including [3]

[4] such as soil moisture, temperature, and nutrient status is by IoT sensing. Data of any parameter may be sent to a central server for remote monitoring of [5] the fields by a farmer. Take soil sensors, for example. They can indicate when the best time would really be for some irrigation and fertilizer applications rather than through experience. [6] Suggested like this would avoid wasting both [7] water and fertilizers as well as conserve the health of crops. Weather IoT sensors have a good potential in providing farmers with accurate weather forecasts enabling them in planning their harvests, planting, and other activities carried out on their farms. [8]

The data analysis is the process [9] of converting the bulk of generated data from IoT devices into on-demand actionable insights. This brings farmers to [10] realize patterns and trends that allow them to optimize their farming practices using both historic and current real-time data [11].



Anticipatory analytics, for instance, would yield predictions and early detections of potential diseases with recommendations on mitigation[12] against losses or minimal waste of resources and efficient utilization of resources with increased profitability.[13]

Crop management is the mostly relevant aspect of smart farming. [14]This system provides information to the farmer on the crop and its health.[15] Therefore, any corrective time actions can be taken in the event of problems developing.[16] For example, high-resolution images with symptoms of stress or [17]deficiencies and infestations of crops can quickly analyse with overhead images from drones carrying multiband cameras.[18] This makes enabled targeted crop treatments, thereby minimising the overall volume of pesticides and fertilisers used.[19]

Smart farming does not stop at crop management but also extends to livestock management.[20] Here are some examples of such IoT devices: [21]GPS collars and temperature boluses, having helped in real-time tracking of animals location and health. This comes in handy for early disease detection, thereby translating to reduced veterinary costs while getting the best for animal welfare. [22]

Smart farming systems can also assist policymakers in improved decision making by collecting market price trends that help farmers better formulate their plans regarding production and thus[23] contribute towards better negotiations for prices of foodstuff. Farmers now have a 360-degree perspective of their farmlands and how it is performing on all these indices so that they can make better decisions to make their farms more efficient and sustainable.Well, the challenges of smart agriculture are enormous. Investments need to purchase and install the appropriate IoT devices and other ICT equipment. [24]Another major issue is security threats and privacy problems due to misuse of data.

Moreover, a very important challenge is the integration in some cases involving different technologies and data sources, which may be too complex for farmers who don't have advanced technical knowledge.[25] But the promises of smart farming are gigantic. This could make things happen-for farmers with lesser resources. All these lead toward a world which faces growing pressure for food production-surely, that in the end will become sustainable food production.

#### IV. PROPOSED SYSTEM WORKFLOW

The user-oriented approach proposed on crop management is simple in operation mode with various elements coming together for maximizing effectiveness of agriculture as well as decision making. Users would either secure log into the system or create accounts for customizing profile settings according to their specific requirements and preferences, such as a farmer or co-contractor, and then be subjected to a user-friendly interface and able to observe and manage crops on a single dashboard.

The dashboard is constantly updated by real-time data like crop prices and weather forecasts. It helps farmers decide when to plant, harvest, and market their crops within the most favorable timeframe by real-time data. It is a very comprehensive system, which acts as a database that stores all the accepted and the rejected request forms enabling users to learn from their previous experience and change their practices accordingly.

Users are given the functionality of feeding in information with respect to their crops, for example, the dates of planting, type of crops, yield expectations: "the system analyzes the data collected to give proper feedback on when to crop given the behavior of the weather in the past and market trends". Also forecasts future market prices, allowing farmers to select selling strategies in order to maximize profit.

User-centered design of the system ensures maximum usability by a wide range of technical capability from the very proficient to the totally inept. Critical happenings like adverse weather or price fluctuations notifications would be broadcasted to the users instantly using simple visualizations and alerts.

This proactive mode of operation could mitigate risks and maximize crop production. In conclusion, that is the proposed simple use-workflow, data centric compartment, and responsive, promoting sustainability and efficiency in modern farming practices. The system intends to provide real-time data and advanced analytical tools to farmers to help them make timely and informed decisions, thus minimizing wastage and helping in increasing earnings.

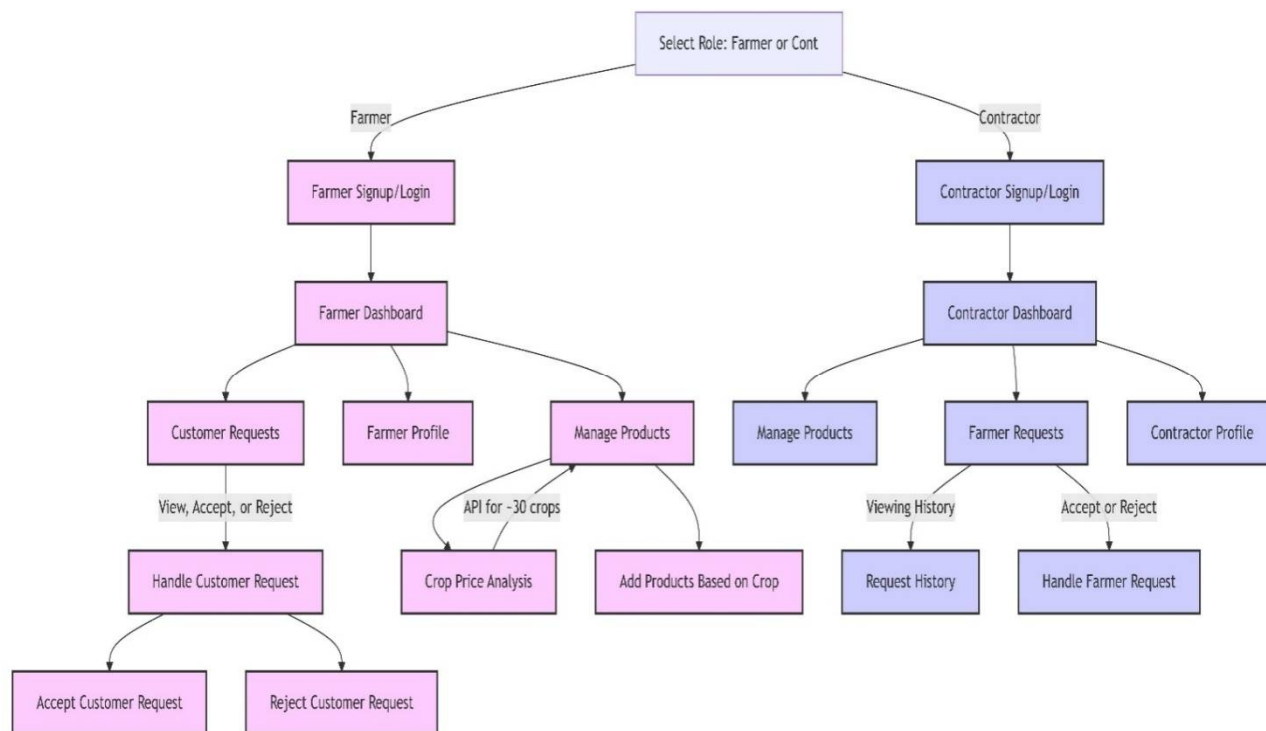


Fig 2: Block diagram of Assured Contract Farming for Stable Market Access

### A. System Overview

Assured Contract Farming for Stable Market Access is a user-centric crop management system that aims to transform agricultural methods through a complete end-to-end software solution-for-the-users for farmers, co-contractors. The internal and external service provide insight through data analytics and live data provision, which would help to improve decision-making processes. The UX aims to centralize intuitive simplicity so that farmers can tend to their crops interactively via a dynamic dashboard fully loaded with real-time crop prices and reduced weather forecasts. Timely and context-oriented information is essential for users to determine the best crop production strategy for them.

There's an even tighter user authentication system in place so that farmers would be able to create a user-referenced profile-and even log in securely to their data. The personalization extends towards a database of all accepted/registered forms of requests and rejected forms so as to provide historical reference that could affect future decisions. The system would gather data on user profiles and the historical preferences of users and generate insights and recommendations for value-added services with a view to improving production efficiencies and sustainability dividends. In reality, smart farming reduces the wastefulness to be found in modern farming, increases the incomes of farmers, and develops practices that are efficient and environment-friendly; thus, it will be a critical tool in the agricultural sector.

### B. Implementation and System Modules

The agricultural platform represented in the flowchart operates as an online hub where farmers and contractors can interact and transact efficiently. For the farmers, this platform comprises extensive tools wherein farmers update their product listing and respond to requests from contractors through an API capable of real-time crop price analysis of approximately 30 crop types. This will allow farmers to determine intuitively what to sell at current viable price schemes and negotiate effectively. The farmers will see requests and have the right to accept or decline such requests directly from their dashboard, allowing those farmers to be flexible in partner relations and sales of the products.

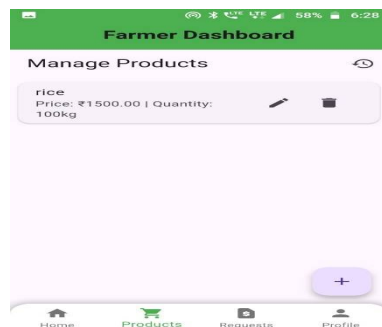
For contractors, there are other toolsets on offer. Upon logging into the platform, contractors land at a dashboard that manages product inventories and sends requests to farmers for agricultural products. A key element to be incorporated is a historical tracking system for these interactions, which will work to bring about a transparent and accountable transaction process. This tool will allow contractors to accept or reject requests from farmers depending on their immediate sourcing and procurement needs and stock.

In summary, the platform intends to enhance agricultural supply chains through proper market information and facilitate transaction processes between farmers and contractors for improved operational efficiency, shortened turnaround times, and enhanced profitability and sustainability of agricultural practices through judicious use of resources and strategic planning.

- 1) **User Authentication and Login:** The system has included a secure authentication part for Farmers and Contractors with login and registration from which the users will be able to access their respective dashboards to maintain secured data through access based on defined role requirements.
- 2) **View Farmer Dashboard:** The farmer can after logging in, do customer request handling, update a profile, analyze crop prices in the addition of products and manage them. The farmer organizes all of his activities from this dashboard.
- 3) **Management of Customer Requests:** All requests come from customers and are for farmers, view, accept, or reject customer requests. If accepted by a farmer, the request proceeds to the processing and fulfillment phases.
- 4) **Crop Price Analyzing System:** The API is inclusive of nearly thirty crops through which the farmers will be able to analyze the price of their products against the current market price thereby making sure that their prices remain competitive.
- 5) **Product Management for Farmers:** The farmers are able to add, alter, or delete from their produce the crops they grow and the particular crop that would be mentioned, quantity grown, price, and expected date of harvest to create visibility and sales.
- 6) **Farmer Profile Management:** Update personal and farm-related details such as contact, farming history, and past transactions so as to make sure that the profiles are always current.
- 7) **Contractor Dashboard:** It is designed so that the contractors can directly deal with farmer requests, update their personal profiles, and carry out an effective sourcing of products.
- 8) **Handling Farmer Requests:** In this streamlining supply chain operations, contractors will receive requests from farmers about the products they need, and can accept or deny them, depending on the contractors' needs.
- 9) **Request History Management:** The contractor is provided with the entire track of all the requests made by farmers covering accepted, rejected, and pending transactions on it, thus tracking the previous dealings to improve decision-making.
- 10) **Product Management for Contractors:** This, in turn, is an amazing feature of the contractor, which enables him to show that product which he is requiring, modify the specifications, and manage all procurement requests established by farmers.
- 11) **Terms of Contract with Contractors:** Business details, including company name, contact details, and prior engagement with farmers, can be edited by contractors from their dash.
- 12) **System Security and Role-based Access:** This role of the platform is to ensure that Farmers and Contractors have a unique access right as far as very sensitive data are concerned that will not be available to unauthorized persons.
- 13) **Database and Storage Management:** Such data such as farmers and contractor records, product information, and transaction history from different users can be secured in SQL-based databases (MySQL/PostgreSQL) or NoSQL databases like MongoDB.
- 14) **API and Integration Support:** They develop some actions and decisions in the system user by enabling crop price analysis and geolocation services based on external APIs.
- 15) **Monitoring and Administrator of Admins-registering**

## V. DISCUSSION AND RESULTS

These crop management systems have revolutionized agricultural production efficiency. With a simplified interface, farmers and both their contracted and non-contracted workers can monitor crops interactively and in real-time from anywhere. Enhancing their decision-making process while maximizing production and fulfilling market requirements further, the system gives information on crop prices and weather forecasts.



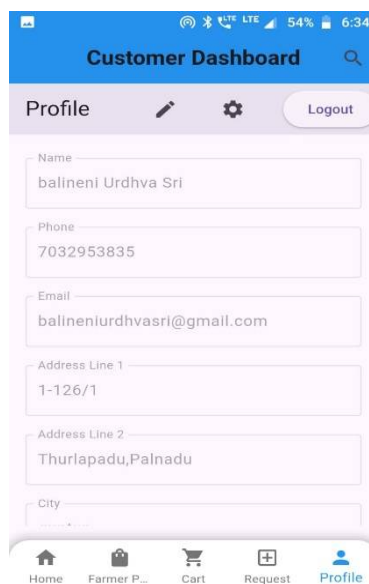
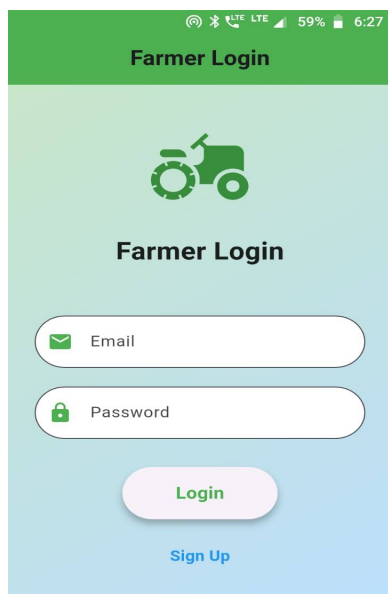


Fig 2: Farmer Signup/Login Fig 3: Farmer Dashboard Fig 4: Customer Requests

Managing user profiles with analysis of the request forms is invaluable in this system. The software updates farmers with intelligence based on previous preferences and approved/rejected requests, allowing them to adjust their strategies. With that in place, farmers can focus on the analysis of business goals with less effort, hence cutting waste and adding income.

Feedback from users has uniformly praised the system as making decision-making a lot easier. The system combines data analytics programs to facilitate agricultural operations, while sustaining and optimizing their output. It has, therefore, come up strongly as an important need of modern agriculture, taking fast strides towards unlocking the growth of its domain while enabling adaptation by the farmers either to condition changes from market variables or to environmental challenges. Fine-tuning these will now be undertaken to increase usability and grow features that further enhance use and impact.

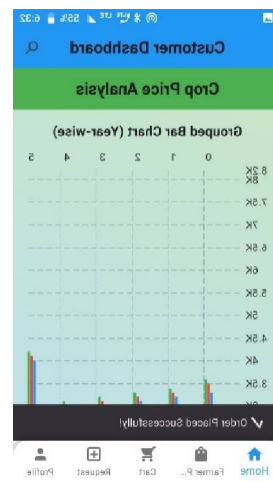
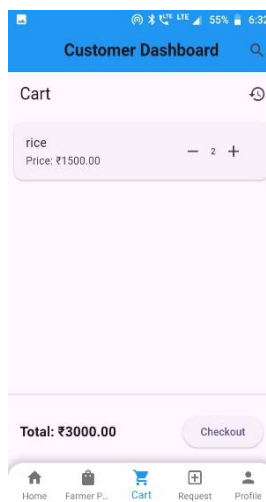
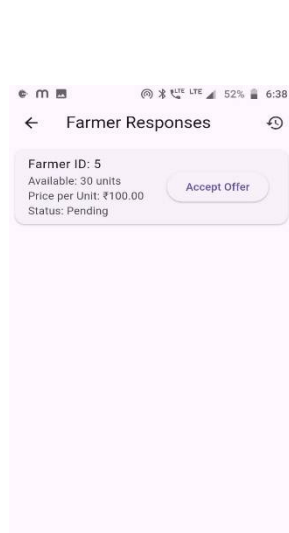


Fig 5: View, Accept, or Reject Fig 6: Handle Customer Request Fig 7: Crop Price Analysis

Crop management software has proven to be an incredible factor in decision-making and efficiency levels concerning the agricultural industry. Farmers are able to make optimum production and waste reduction with the analysis of real-time data concerning crop prices and weather conditions. The strategy is based on a very simple interface that gives access to crucial information and helps newly established and experienced farmers gain insight into production issues with ease.



Fig 8: Manage Products

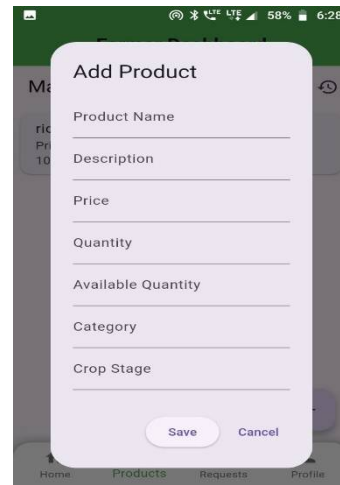


Fig 9: Add Products Based on Crop

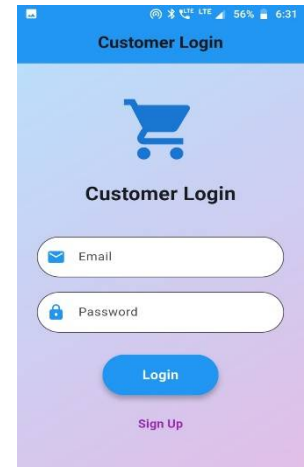


Fig 10: Customer Signup/Login

Co-contractors and farmers using the system to monitor and manage their crops have given overwhelmingly positive feedback. The ability to create and manage profiles has allowed them to basically hold an entire database pertaining to crop records of accepted and rejected applications. This historical database has turned out to be a very useful learning tool that will assist in the modification of agricultural operations based on past performance and the demand in the market.

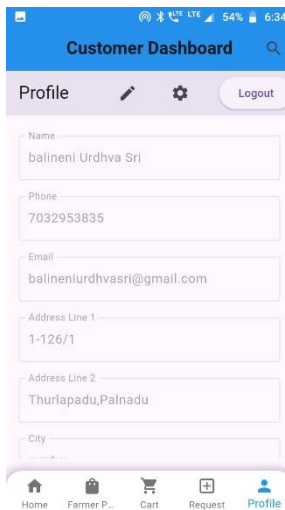


Fig 11: Contractor Dashboard

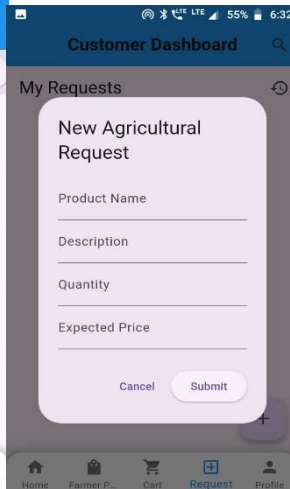


Fig 12: Farmer Requests

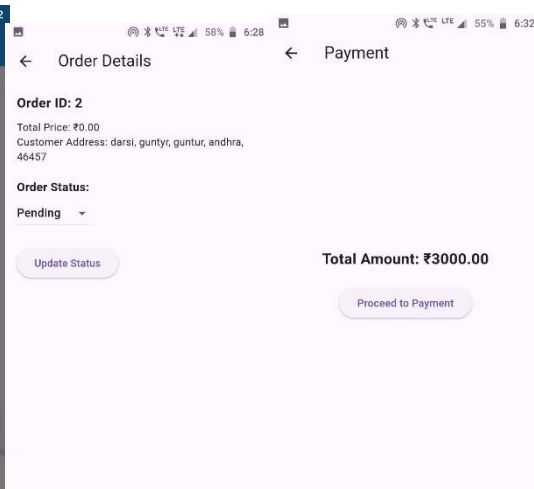


Fig 13: Viewing History

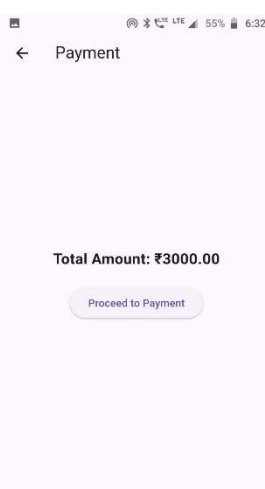


Fig 14: payment details

The setup of user profiles has further personalized the whole packaged experience, giving its users a personalized advisory suite relating to their own farming styles and of certain crops. Crop output has drastically improved, and quality has improved correspondingly, leading to increased farmer income. This development eschews viewing the software as an implement of utility into the realm of being a catalyst for the new sustainable and efficient practice. These results further validate the software as an opportunity for revolutionary farming from data-driven agriculture for the bigger farming community.

## VI. CONCLUSION

Assured Contract Farming for Stable Market Access: A User-Oriented Crop Control System is creating big things in agriculture. With user-dependent software and the accompaniment of real-time data analytics, Smart Farming supports better decision-making on crop production and marketing efficiency. The step-by-step dashboard gives live information on crop prices and the weather forecast and allows users smooth profile handling via login and account creation app features.



The entire database of approved and rejected request forms goes further to serve as an educational tool, demonstrating to farmers how to draw from historical data and present-day consumer preferences in optimizing their practices. This system cuts down on waste and boosts farmer profit through fast and easy analysis and therefore is an essential part of modern farming practice. In the years going ahead, the potential for improvements is enormous and may translate to greater sustainability and efficiency in agriculture.

## VII. FUTURE ENHANCEMENT

This user-and farmer oriented Assured Contract Farming for Stable Market Access : A User-centric Crop Management System has proved to be a good stepping stone for modern agriculture, but many improvements still remain to take it to another level. The first imperative factor in this much needed improvement is the integration of an advanced machine learning algorithm. The ability of this machine learning based approach would enable the system to analyze very vast historical data and, real time, enable more predictive and prescriptive capabilities. Yield predictions, for example, would be predicted more accurately, detect possible outbreaks and leave the job of warning farmers concerning the best time for them to plant or harvest based on local weather and soil conditions.

IoT is another good add-on that can be installed on the farms to gather on-the-spot data regarding soil moisture, nutrient levels, and plant health. This data could be tied into an overall crop management system, thus enhancing the assistivity of farmers' decision-making with unrivaled veracity. For instance, the automated drip irrigation system could be activated based on soil moisture data gathered from the field to ensure timely irrigation and optimal water resource use to boost crop yield.

Also, the system could be enhanced with a comprehensive supply chain management component. This would provide farmers not only with the opportunity to trace their crops but also their onward passage into markets. Inclusion of data from logistics providers, wholesalers or retailers would give farmers visibility into market trends and consumer preferences, as well as possible choke points in their supply chains. This panorama view would align their production with market demand, thus minimizing wastage and increasing profitability.

Another thing needing improvement is the user experience. Such an improvement could upgrade the current user-centric interface to afford a more intuitive and personalized experience. Customizable dashboards could be provided, permitting the users to prioritize the most relevant information to them, considering specific farming operations. Language support should also be provided to extend this system to a wider range of people as well as in areas where learners do not speak the English language.

Additions worth considering include a community and knowledge-sharing platform, to enable farmers self-discussion, share their best practices, and come together in finding common problems. Being a community will in all likelihood provide functional benefits as well as create an environment of learning practices from others and develop improvements.

## REFERENCES

- [1] Ahmed, B.; Shabbir, H.; Naqvi, S.R.; Peng, L. (2024a) Smart Agriculture: Current State, Opportunities and Challenges regarding agriculture and development. IEEE Access. <https://doi.org/10.1109/ACCESS.2024.3471647>
- [2] Ahmed, B.; Shabbir, H.; Naqvi, S.R.; Peng, L. (2024b) Smart Agriculture: Current State, Opportunities and Challenges regarding agriculture and development. IEEE Access. <https://doi.org/10.1109/ACCESS.2024.3471647>
- [3] Ahmed, B.; Shabbir, H.; Naqvi, S.R.; Peng, L. (2024c) Smart Agriculture: Current State, Opportunities and Challenges regarding agriculture and development. IEEE Access. <https://doi.org/10.1109/ACCESS.2024.3471647>
- [4] Alzubi, A. A., Galyna K. Artificial Intelligence and Internet of Things for Sustainable Farming and Smart Agriculture. IEEE Access, 11, 78686-78692, 2023; <https://doi.org/10.1109/ACCESS.2023.3298215>.
- [5] Araujo, S. O.; Peres, R. S.; Pian, L. B.; Lidon, F.; Ramalho, J. C.; Barata, J. Smart Agricultural System using Proximal Sensing, Artificial Intelligence and LoRa Technology: A Case Study in Vineyard Management. IEEE Access, 11, 12 July 2024, of 78642. <https://doi.org/10.1109/ACCESS.2024.3482179>
- [6] Ayaz, M.; Ammad-Uddin, M.; Sharif, Z.; Mansour, A.; Aggoune, E. H. M. Internet-of-Things (IoT)-Based Smart Agriculture: Toward Making the Fields Talk. IEEE Access, 7, 129551-129583; 2019; <https://doi.org/10.1109/ACCESS.2019.2932609>.
- [7] Basnyat, P.; McConkey, B.; Meinert, B.; Gatzke, C.; Noble, G. Agriculture Field Characterization Using Aerial Photograph and Satellite Imagery. IEEE Geoscience and Remote Sensing Letters, 1(1):7-10, 2004, <https://doi.org/10.1109/LGRS.2003.822313>.
- [8] Catota-Ocapana, P.; Minaya-Andino, C.; Astudillo, P.; Pichoasamin, D. (2025). In smart control models used for nutrient management in hydroponic crops: A systematic review. IEEE Access. <https://doi.org/10.1109/ACCESS.2025.3526171>.
- [9] Catsaiaza, K.; Paredes, R.; M. I. Sarzosa; S. G. Yoo; N. N. Zang. (2024). The Smart Farming Technologies: Methodological Overview and Analysis. <https://doi.org/10.1109/ACCESS.2024.3487497>.
- [10] Condran, S.; Bewong, G.; Islam, M. Z.; Maphosa, L.; Zheng, L. Machine Learning in Precision Agriculture: A Survey on Trends, Applications, and Evaluations over Two Decades. IEEE Access, 10, 73786-73803, 2022; <https://doi.org/10.1109/ACCESS.2022.3188649>. Gupta, M., Abdelsalam, M., Khorsandroo, S., & Mittal, S. (2020). Security and Privacy in Smart Farming: Challenges and Opportunities. IEEE Access, 8, 34564-34584. <https://doi.org/10.1109/ACCESS.2020.2975142>

- [11] Holzinger, A., Fister, I. Fister, I., Kaul, H. P. & Asseng, S. (2024). Human-centered AIs for Smart Farming: The Way Towards Agriculture 5.0. IEEE Access, 12(2024), 62199-62214. <https://doi.org/10.1109/ACCESS.2024.3395532>.
- [12] Howlader, A. M., Urasaki, N. & Saber, A. Y. (2014). Control Strategies for Wind-Farm-Based Smart Grid System. IEEE Transactions on Industry Applications, 50(5), 3591-3601. <https://doi.org/10.1109/TIA.2014.2304411>.
- [13] Hu, Zhaohua, Xu, L., Cao, L., Liu, S., Luo, Z-Y., Wang, J., Li, X. & Wang, L. (2019). Application of Non-Orthogonal Multiple Access in Wireless Sensor Networks for Smart Agriculture. IEEE Access, 7, 87582-87592. <https://doi.org/10.1109/ACCESS.2019.2924917>.
- [14] Latino, M. E. Menegoli, M. Corallo, A. (2024a). Agriculture Digitalization: A Global Examination Based on the Bibliometric Analysis. IEEE Transactions on Engineering Management 71, 1330 to 1345. DOI: 10.1109/TEM.2022.3154841.
- [15] Latino, M. E. Menegoli, M. & Corallo, A. (2024b). Agriculture Digitalization: A Global Examination Based on the Bibliometric Analysis. IEEE Transactions on Engineering Management, 71, 1330-1345. <https://doi.org/10.1109/TEM.2022.3154841>.
- [16] Mohyuddin, G., Khan, M. A., Haseeb, A., Mahpara, S.Waseem, M., & Saleh, A. M. (2024a). Evaluation of Machine Learning Approach for Precision Farming in Smart Agriculture System: A Comprehensive Review. IEEE Access, 12, 60155-60184. <https://doi.org/10.1109/ACCESS.2024.3390581>
- [17] Mohyuddin, G., Khan, M.A., Haseeb, A., and Mahpara s. (2024b). Evaluation of Machine Learning Approaches for Precision Farming in Smart Agriculture System: A Comprehensive Review. IEEE Access, 12, 60155-60184. DOI: 10.1109/ACCESS.2024.3390581
- [18] Neamatollahi, E., Vafabakhshi, J., Jahansuz, M. R., & Sharifzadeh, F. (2017). Determination of the Optimum Agricultural Cropping Pattern Based-on Fuzzy System. Fuzzy Information and Engineering, 9(4):479-491. <https://doi.org/10.1016/J.FIAE.2017.12.004>.
- [19] Shaikh, F. K., Karim, S. & Zeadally, S. (2022a). An Analysis of Recent Trends in the Internet-Of-Things-Enabled Sensor Technologies for Smart Agriculture. IEEE Internet of Things Journal, 9(23), 23583-23598. <https://doi.org/10.1109/IIOT.2022.3210154>.
- [20] Shaikh F. K., Karim, S., Zeadally, S. & Nebhen, J. (2022b). An Analysis of Recent Trends in the Internet-Of-Things-Enabled Sensor Technologies for Smart Agriculture. IEEE Internet of Things Journal, 9(23), 23583-23598. <https://doi.org/10.1109/IIOT.2022.3210154>.
- [21] Wang, Y.; Huang, H.; State, R. (2024). Cross Domain Early Crop Mapping using CropSTGAN. IEEE Access. <https://doi.org/10.1109/ACCESS.2024.3436620>
- [22] Xu, L.; Liang, N.; Gao, Q. (2008a). An integrated approach for agricultural ecosystem management. IEEE Transactions on Systems, Man and Cybernetics Part C: Applications and Reviews 38, 4 (2008): 590-599. DOI:10.1109/TSMCC.2007.913894.
- [23] Xu, L.; Liang, N.; Gao, Q. (2008b). An integrated approach for agricultural ecosystem management. IEEE Transactions on Systems, Man and Cybernetics Part C: Applications and Reviews 38, 4 (2008): 590-599. DOI:10.1109/TSMCC.2007.913894.
- [24] Zhou, R.; Yin, Y. (2023). Digital Agriculture: Mapping Knowledge Structure and Trends. IEEE Access 11 (2023): 103863-103880. DOI:10.1109/ACCESS.2023.3315606.



10.22214/IJRASET



45.98



IMPACT FACTOR:  
7.129



IMPACT FACTOR:  
7.429



# INTERNATIONAL JOURNAL FOR RESEARCH

IN APPLIED SCIENCE & ENGINEERING TECHNOLOGY

Call : 08813907089  (24\*7 Support on Whatsapp)