



IJRASET

International Journal For Research in
Applied Science and Engineering Technology



INTERNATIONAL JOURNAL FOR RESEARCH

IN APPLIED SCIENCE & ENGINEERING TECHNOLOGY

Volume: 12 **Issue:** IV **Month of publication:** April 2024

DOI: <https://doi.org/10.22214/ijraset.2024.61051>

www.ijraset.com

Call:  08813907089

E-mail ID: ijraset@gmail.com

Automatic Home Controlling System for Paralyzed Patient using Eye Gestures

Chanthini. K¹, Ravuri Mona Sri Vallika², Srinithi.V³, K. Divya⁴

^{1, 2, 3}UG Scholar, ⁴Assistant Professor, Department of Computer Science and Engineering, School of Engineering, Avinashilingam Institute for Home Science and Higher Education for Women, Coimbatore, TamilNadu, India

Abstract: *The system revolutionizes the lives of paralyzed individuals by harnessing the power of eye-tracking technology for seamless control of home appliances. Utilizing OpenCV for robust and real-time eye tracking, the system enables patients to effortlessly interact with their surroundings by focusing on predefined patterns or commands. A user-friendly interface facilitates the establishment of a connection between eye movements and various household devices, including lights, fans, and entertainment systems. This innovative solution empowers individuals with limited mobility to regain independence, simplifying the management of daily routines and living spaces through intuitive gaze-based commands. By providing a novel avenue for communication and control, the system offers paralyzed patients a renewed sense of autonomy, convenience, and improved quality of life.*

Index Terms: *Paralysis, Eye-tracking technology, OpenCV, Predefined Patterns or Commands, Household Devices, Gaze-based control.*

1. INTRODUCTION

Paralysis is a condition where you lose muscle function in a specific part of your body. This could happen to anyone, at any point in their life. Unfortunately, there is currently no cure for paralysis. Depending on the type and cause of paralysis, partial or complete recovery is possible. Temporary paralysis, such as that caused by Bell's palsy or stroke, may resolve on its own without any medical treatment. And even when paralysis is due to a spinal cord injury or chronic neurological condition, a person may still recover some muscle control. Although rehabilitation does not cure paralysis completely, it can help prevent symptoms from worsening. The proposed system signifies a paradigm shift in empowering paralyzed individuals through the integration of eye-tracking technology for seamless control of household appliances. In an era marked by technological advancements aimed at enhancing the quality of life, this project specifically addresses the unique needs of paralyzed patients, providing a comprehensive solution to facilitate their interaction with the surrounding environment.

The proposed system is designed to empower paralyzed patients with a means to control their home appliances effortlessly through eye tracking technology. It leverages OpenCV for robust and real-time eye tracking, allowing patients to interact with their environment by focusing their gaze on specific predefined patterns or commands. Through a user-friendly interface, patients can establish a connection between their eye movements and various household devices, such as lights, fans, and entertainment systems. By implementing this innovative system, individuals with limited mobility can regain a sense of independence and convenience as they manage their daily routines and living spaces simply by directing their gaze.

A. Existing Challenges

Despite the promising potential of eye-tracking technology, there are several challenges to overcome in its implementation for controlling home appliances for paralyzed individuals. One major hurdle is ensuring the accuracy and reliability of eye-tracking systems, especially in real-time applications where precision is critical for seamless interaction. Additionally, adapting the technology to cater to diverse eye movement patterns and individual variations poses a significant challenge. Furthermore, integrating the system with existing home appliances and ensuring compatibility across different brands and models can be complex and requires careful consideration.

B. Project Objectives

Develop a robust and accurate eye-tracking algorithm using OpenCV to precisely capture and interpret the user's eye movements in real-time. Design an efficient communication protocol between the software interface and the hardware components, ensuring seamless transmission of commands for controlling home appliances.

Implement a reliable and responsive hardware interface using NodeMCU, servo motor, and relay to interpret the received commands and activate/deactivate the corresponding appliances with minimal latency and maximum accuracy.

C. Key Features and Innovations

This revolutionary system incorporates OpenCV for robust and real-time eye tracking, enabling paralyzed individuals to control various household appliances effortlessly. The system offers a user-friendly interface that facilitates the mapping of predefined eye movement patterns or commands to specific actions, such as turning on lights, adjusting fans, or controlling entertainment systems. By harnessing the power of gaze-based commands, this innovative solution empowers individuals with limited mobility to regain independence and streamline the management of their daily routines and living spaces.

II. LITERATURE SURVEY

A literature survey is the key step in the software development process. Before developing the tool it is necessary to determine the time factor, economy, and company strength. This chapter presents previous studies done in the field of Automatic Home Appliances Controlling Systems using Eye Gestures during critical conditions. It deals with background studies in the field of technology applications

This project was developed based on the following papers:

Dhanasekar J, Guru Aravindh K B et al. [1] (2023) discussed about “System Cursor Control Using Human Eyeball Movement” This paper aims to develop a system for controlling the computer cursor using the movement of the users 2019s eyeballs, providing a hands-free alternative to the traditional mouse. We developed a program using image processing techniques and machine learning algorithms in Python to obtain the eyeball movements and blink and translate them respectively into cursor movements and click actions. Our system was able to achieve a high level of accuracy in tracking the user 2019s eye movements. Users were easily able to adapt to the new input method. This system has great potential to improve the accessibility and usability of computers for individuals with motor impairments or disabilities. This hands-free control method has great potential in the area of applications in gaming and virtual reality environment etc.

Praveena Narayanan, Sri Harsha. N et al. [2] (2022) discussed about “A Generic Algorithm for Controlling an Eyeball-based Cursor System” proposed a specific human- computer interaction system. To get input from the user, a system solely depends on various input devices. But the people who are afflicted by specific ailments or disorders, are unable to use computers. Allowing persons with disabilities and vision impairments to operate computers with their eyes will be very beneficial to them. Additionally, this form of control will reduce the need for other parties to assist in operating the computer. The individual who is handless and can just utilize their eye motions to work will find this measure to be most useful. The center of the pupil is intimately related to how the cursor moves. The electronic device controls the movement of the computer cursor. In this proposed system, OpenCV libraries and the Haar cascade algorithm are used for detecting eye movements.

Maheswari R et al [3] (2022) “Voice Control and Eyeball Movement Operated Wheelchair” Physically disabled persons rely heavily on rehabilitative mobility aids. Huge efforts are being undertaken to construct Human Interfacing Machines (HMIs) that will interface with bio-signals to regulate electronic mobility aids. Bio-signals are conveyed to an HMI using precise instructions and movement of body parts, which is the real issue for persons with a high level of handicap. As a result, this study introduces a signal-driven system employing ocular movement and speech recognition to accomplish the task of staircase climbing mechanism implementation in a wheelchair for a physically disabled population. The system is separated into three parts: First, the optical signal is used to identify ocular movement. The second is radiofrequency voice recognition. Third, with the procedure of the rocker-bogie, all three mechanisms are integrated into the wheelchair.

Marwa Tharwat et al. [4] (2022) discussed about “Eye- Controlled Wheelchair” A powered wheelchair is a mobility device for moderate or severe physical disabilities or chronic disorders. Many patients with Amyotrophic Lateral Sclerosis and quadriplegia have to depend on others to move their wheelchairs. Although assistive mobility devices, such as manual and electrical wheelchairs, exist, these options do not suit all individuals who suffer from activity limitations. This project aims to use information technology to assist people with disabilities to move their wheelchairs independently in order to enjoy their lives and integrate into their community. The proposed hands-free wheelchair is based on an eye-controlled system. Different measurement systems for the eye trackers have been evolved, such as search coil, electrooculography, video- oculography, and infrared oculography systems.

Rani. V Udaya, S Poojasree et al. [5] (2022) explained about “An IOT Driven Eyeball And Gesture-Controlled Smart Wheelchair System for Disabled Person” The area of smart homes has evolved with goal of restoring the capacity of physically disabled people, aged, and others with limited mobility to accomplish critical every day activities by giving sufficient help via current technology

devices. One of most difficult aspects of smart wheelchair's design is assuring that it functions appropriately and effectively. Smart wheelchairs make it easier for challenged people to travel indoor areas and perform daily activities on their own. In this device, manual wheelchair operation is substituted by automatic wheelchair control, which is operated by eyeball movement, allowing patients to feel freer and with less or no trouble in their movements.

S.N.Shivappriya et al [6] (2021) "Intelligent Eyeball Movement Controlled Wheelchair" For people who are physically disabled, wheelchairs play a significant role. A joystick control system controls the wheelchairs that are now available. These traditional wheelchairs only work with the aid of the hand to allow the user to travel in a specific direction. It is very difficult to use such a form of device for completely paralyzed people since paralyzed people do not lift their hands. Their eye movements can allow them to step in the desired direction in such circumstances.

Sivasangari.A et al.[7] (2020) explained about "Eyeball based Cursor Movement Control" they introduced an individual Human computer interference system. Those people who are suffering from certain disease or illness cannot be able to operate computers. The idea of controlling the computers with the eyes will serve a great use for handicapped and disabled person. Also this type of control will eliminate the help required by other person to handle the computer. This measure will be the most useful for the person who is without hands through which they can operate with the help of their eye movements.

Vandana Khare et al. [8] (2019) explained about "Cursor Control Using Eye Ball Movement" A few people and groups are not able to operate the computer because of their illnesses. In this scenario, it is more sound, to introduce a method of computer operation, which is easily accessible, even considering the disabilities of the differently abled. The Human eye can be considered as a perfect substitute of computer operating hardware. In this paper an Internet protocol camera has been used to take the image of an eye frame for cursor movement. In this regard, we need to focus on the job of the EYE, to begin with. For Pupil identification we are using Raspberry pi which can deal with the cursor of the computer and in this task, even an Eye Aspect Ratio (EAR) is ascertained which talks to the snaps of the eye (left or right) by utilizing the Open Source Computer Vision module of the Python programming dialect.

Adarsh Rajesh et al. [9] (2017) "Eyeball gesture controlled automatic wheelchair using deep learning" Traditional wheelchair control is very difficult for people suffering from quadriplegia and are hence, mostly restricted to their beds. Other alternatives include Electroencephalography based and Electrooculography based automatic wheelchairs which use electrodes to measure neuronal activity in the brain and eye respectively. These are expensive and uncomfortable, and are almost impossible to procure for someone from a backward economy. We present a wheelchair system that can be completely controlled with eye movements and blinks that uses deep convolutional neural networks for classification.

Osama Mazhar et al [10] (2015) discussed about "A real-time webcam based Eye Ball Tracking System using MATLAB" Eye Ball Tracking System is a device which is intended to assist patients that cannot perform any voluntary tasks related to daily life. Patients who only can control their eyes can still communicate with the real-world using the assistive devices like one proposed in this paper. This device provides a human computer interface in order to take decisions based on their eye movement. A real time data stream is captured via webcam that transfers data serially to MATLAB.

III. METHODOLOGY

The methodology for implementing the proposed eye-tracking system aims to empower paralyzed individuals by leveraging advanced computer vision techniques for controlling home appliances. This intricate process involves several key steps, each contributing to the accurate and responsive analysis of user eye movements.

A. Video capture and frame extraction:

The initial phase focuses on video capture, where real-time footage of the user's face is obtained through a camera. This video stream serves as the foundation for subsequent processing. Frame extraction is then performed, processing the captured video frame by frame. This real-time extraction is crucial for ensuring the system's prompt response to the user's gaze.

B. Face Detection

Following frame extraction, the attention shifts to face detection. OpenCV's face detection algorithms are employed to identify and isolate the user's face within each frame. This step is pivotal, as accurate face detection forms the basis for subsequent eye-tracking analysis.

C. Eye Detection Through Face Landmarks

Once the face is successfully identified, the methodology progresses to eye detection through face landmarks. Facial landmark detection algorithms are applied to identify key points on the face, including those corresponding to the eyes. These landmarks serve as crucial reference points for precise eye-tracking.

D. Eye Point Detection

The subsequent step involves detecting specific eye points within each eye. Algorithms are employed to pinpoint key features, such as corners and the center. The precise localization of these points is essential for accurately calculating the horizontal and vertical positions of the eyes.

E. Calculation Of Horizontal And Vertical Eye Positions

The calculation of horizontal and vertical eye positions is a crucial intermediary step in the methodology. Through the analysis of the relative positions of the identified eye points, the system determines the orientation of the user's gaze within the frame. This quantitative data forms the foundation for subsequent pattern recognition.

F. Pattern Recognition And Analysis

The final phase involves the analysis of eye patterns to discern specific user actions, such as blinks or directional gazes. For blink detection, the system monitors changes in eye openness over time, identifying instances of rapid closure and reopening. Directional gaze detection involves analyzing the movement patterns of the eyes to determine whether the user is looking to the left or right.

G. User Intent Classification

The culmination of these analyses results in the classification of user intent. The system distinguishes between blinks and directional gazes, enabling it to send corresponding control signals to home appliances. A blink may signify a general command, while left or right gazes could be associated with specific appliance control commands.

H. System Integration And Independence

The detailed methodology underscores the intricate process involved in implementing the proposed eye-tracking system. The integration of advanced computer vision techniques, particularly leveraging OpenCV, facilitates the translation of subtle eye movements into meaningful control signals. This empowers paralyzed individuals to manage their living spaces effortlessly and independently, contributing to an improved quality of life.

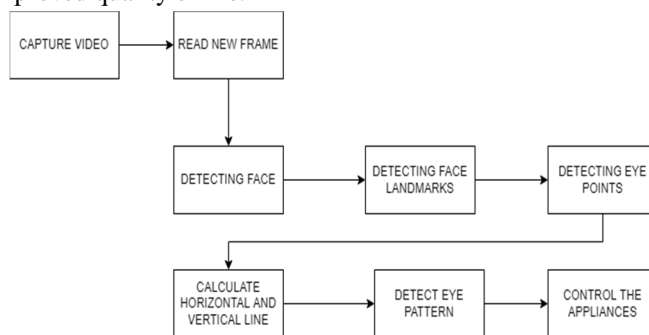


Fig 1: Block diagram

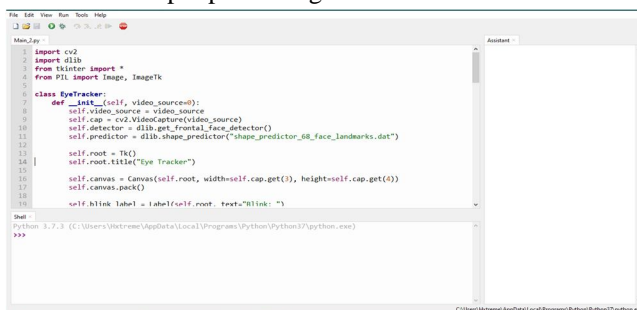
The block diagram shown in fig-1, outlines a sequential process for a system likely involving facial recognition and eye-tracking technology. It begins with capturing a video stream, followed by the extraction of individual frames. The system then proceeds to detect faces within these frames and identifies key facial landmarks, particularly focusing on the eyes. Subsequently, it calculates horizontal and vertical lines based on the position of the detected eyes. Eye patterns or movements are then analyzed to determine the user's gaze direction or intention. Finally, based on this analysis, the system triggers actions to control appliances. This process suggests the development of a sophisticated interface allowing users to interact with appliances through eye-ball movements, potentially enabling hands-free operation. Such technology could find applications in various fields, including assistive technology for individuals with mobility impairments or as a futuristic control mechanism for smart homes and devices.

IV. SYSTEM MODEL

The system model is the realization of the conceptual design, translating the vision of empowering paralyzed individuals through eye-tracking technology into a functional and user-friendly solution. This phase involves the practical integration of hardware components, software algorithms, and user interfaces. The goal is to create a seamless and reliable system that allows users to control home appliances effortlessly using their eye movements. This section outlines the key steps taken to bring the conceptual design to life, addressing both the hardware and software aspects of the system..

A. Image Capture

This module involves the acquisition of images of the subject's eye using a specially arranged camera. The camera is strategically positioned to capture high- quality images of the eye, ensuring clarity and precision. These captured images are then transmitted to the Image Analysis Module for in-depth processing.

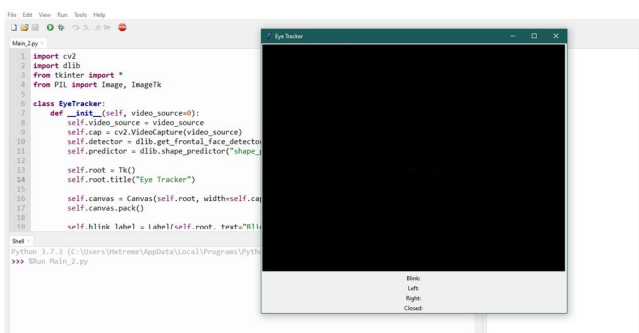


```

1 import cv2
2 import dlib
3 from skimage import *
4 from PIL import Image, ImageTk
5
6 class EyeTracker:
7     def __init__(self, video_source=0):
8         self.video_source = video_source
9         self.cap = cv2.VideoCapture(video_source)
10        self.detector = dlib.get_frontal_face_detector()
11        self.predictor = dlib.shape_predictor("shape_predictor_68_face_landmarks.dat")
12
13        self.root = Tk()
14        self.root.title("Eye Tracker")
15
16        self.canvas = Canvas(self.root, width=self.cap.get(3), height=self.cap.get(4))
17        self.canvas.pack()
18
19        self.hlink Label = Label(self.root, text="Link: ")

```

Fig 2 - Python Libraires and GUI integration code



```

1 import cv2
2 import dlib
3 from skimage import *
4 from PIL import Image, ImageTk
5
6 class EyeTracker:
7     def __init__(self, video_source=0):
8         self.video_source = video_source
9         self.cap = cv2.VideoCapture(video_source)
10        self.detector = dlib.get_frontal_face_detector()
11        self.predictor = dlib.shape_predictor("shape_...")
12
13        self.root = Tk()
14        self.root.title("Eye Tracker")
15
16        self.canvas = Canvas(self.root, width=self.ca...
17        self.canvas.pack()
18
19        self.hlink Label = Label(self.root, text="Link: ")

```

Fig 3 - Eye Tracker window which tracks the direction and blink moments of eyeball

B. Image Analysis and Segmentation

The Image Analysis Module is responsible for processing the captured eye images. It employs segmentation techniques to isolate the iris and pupil from the rest of the eye, enhancing the accuracy of subsequent analysis. The module then analyzes these segmented images to determine the precise position and direction of the pupil, providing crucial data for the control mechanism.

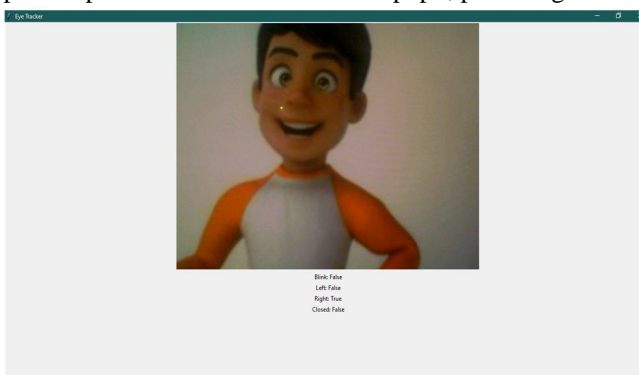


Fig 4 - Eye region detection and direction Tracking

C. Conversion to Gray Level

Before further processing, the captured RGB images of the eye are converted to gray level. This conversion simplifies subsequent image processing steps by reducing the complexity of the data. The grayscale image is used for precise analysis of contrasts, aiding in the accurate detection of pupil movements and patterns related to blink actions.

D. Eye Pattern Analysis

After segmenting the eye image, a shape predictor algorithm is applied to identify key points such as the corners of the eye, the pupil, and other relevant landmarks. These key points are then used to extract various features such as the size and shape of the pupil, the distance between the eyes, and the orientation of the eyes. These features are analyzed to recognize patterns indicative of specific commands or action.

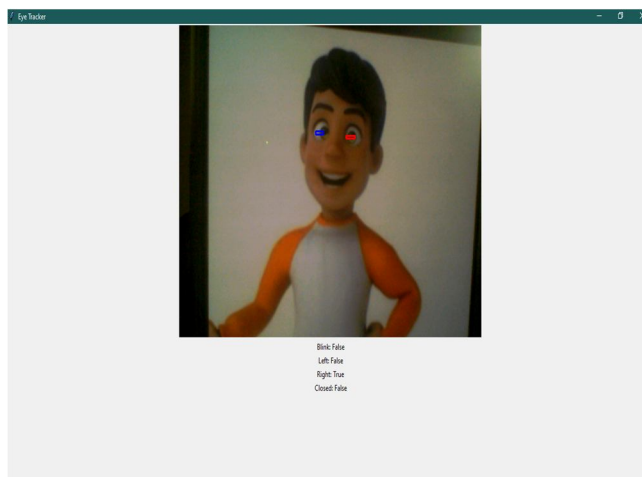


Fig 5 - Eye region detection and direction Tracking

E. Appliance Control

This critical module is responsible for controlling appliances based on the analyzed eye movements. By interpreting patterns related to blinks and pupil position, the system triggers specific commands for appliance control. For instance, predefined patterns associated with prolonged blinks or sustained gaze in a particular direction can activate or adjust appliances like lights, fans, or entertainment systems. The module is designed to respond to distinct eye behaviors detected in the captured images, providing a direct link between the subject's eye movements and the operation of appliances. This integrated system leverages the image capture module to gather data, the image analysis module to interpret eye movements, and the conversion to gray level module for simplified processing. The appliance control module acts as the final output, translating the analyzed eye behavior into tangible actions for operating household devices. Together, these modules form a cohesive system that enables individuals with limited mobility to control their surroundings effortlessly through intuitive and gaze-based commands.




Fig 6 - Appliance control

V. FUTURE SCOPE AND CONCLUSION

The future scope of this eye-tracking system lies in continual refinement and expansion. Further research and development efforts could focus on enhancing the accuracy of gaze analysis algorithms, expanding the range of controllable appliances, and exploring advancements in eye-tracking technology. Additionally, considerations for integration with emerging platforms and devices could open new avenues for accessibility and usability. Continued collaboration with healthcare professionals and end-users will be pivotal in tailoring the system to diverse needs and ensuring its sustained impact in the field of assistive technology.

In conclusion, the presented eye-tracking system, developed with Python 3.7, Thonny IDE, and leveraging OpenCV and GazeTracking, stands as a promising solution for enhancing the autonomy of paralyzed individuals in home environments. By interpreting subtle eye movements, the software enables intuitive control of household appliances, contributing to an improved quality of life for users with limited mobility. The successful integration of computer vision technologies underscores the potential for assistive systems that prioritize accessibility and user-friendly interfaces.

REFERENCES

- [1] Praveena Narayanan, Sri Harsha. N, Sai Rupesh. G, Sunil Kumar Redy, Rupesh. S, Yeswanth. M, "A Generic Algorithm for Controlling an Eyeball-based Cursor System", 2022 International Conference on Automation Computing and Renewable Systems (ICACRS)
- [2] A Sivasangari., D Deepa., T Anandhi., Anitha Ponraj, M.S Roobini., "Eyeball based Cursor Movement Control", 2020 International Conference on Communication and Signal Processing (ICCSP)
- [3] Marwa Tharwat, Ghada Shalabi, Leena Saleh, Nora Badawoud, Raghad Alfalati, "Eye-Controlled Wheelchair", 2022 5th International Conference on Computing and Informatics (ICCI)
- [4] Rani. V Udaya, S Poojasree, "An IOT Driven Eyeball And Gesture-Controlled Smart Wheelchair System for Disabled Person", 2022 8th International Conference on Advanced Computing and Communication Systems (ICACCS)
- [5] Dhanasekar J, Guru Aravindh K B, Kiren A S, Faizal Ahamath A, "System Cursor Control Using Human Eyeball Movement", 2023 3rd International Conference on Advance Computing and Innovative Technologies in Engineering (ICACITE)
- [6] Vandana Khare, S. Gopala Krishna, Sai Kalyan Sanisetty, "Cursor Control Using Eye Ball Movement", 2019 Fifth International Conference on Science Technology Engineering and Mathematics (ICONSTEM)
- [7] Osama Mazhar, Taimoor Ali Shah, Muhammad Ahmed Khan, Sameed Tehami, "A real-time webcam based Eye Ball Tracking System using MATLAB", 2015 IEEE 21st International Symposium for Design and Technology in Electronic Packaging (SIITME)
- [8] "Intelligent Eyeball Movement Controlled Wheelchair", 2021 International Conference on Advancements in Electrical Electronics Communication Computing and Automation (ICAECA)
- [9] Maheswari R., Vignesh S., Rakesh Kumar M., Venkatesh T.M., Sundar R., Jose Anand A., "Voice Control and Eyeball Movement Operated Wheelchair", 2022 International Conference on Edge Computing and Applications (ICECAA)
- [10] Adarsh Rajesh, Megha Mantur, "Eyeball gesture controlled automatic wheelchair using deep learning", 2017 IEEE Region 10 Humanitarian Technology Conference (R10-HTC)



10.22214/IJRASET



45.98



IMPACT FACTOR:
7.129



IMPACT FACTOR:
7.429



INTERNATIONAL JOURNAL FOR RESEARCH

IN APPLIED SCIENCE & ENGINEERING TECHNOLOGY

Call : 08813907089  (24*7 Support on Whatsapp)