



IJRASET

International Journal For Research in
Applied Science and Engineering Technology



INTERNATIONAL JOURNAL FOR RESEARCH

IN APPLIED SCIENCE & ENGINEERING TECHNOLOGY

Volume: 10 **Issue:** III **Month of publication:** March 2022

DOI: <https://doi.org/10.22214/ijraset.2022.40646>

www.ijraset.com

Call:  08813907089

E-mail ID: ijraset@gmail.com

Classification of Bacterial Image Dataset with Fusion using DNN-PCA Method

Saloni Chandok¹, Er. Harmeet Singh²

M.Tech Scholar¹, Asst Professor², Department of Computer Science & Engineering, Bahra Group of Institutions, Punjab

Abstract: The fundamental test of picture de-obscuring is to devise effective and dependable calculations for recuperating however much data as could reasonably be expected from the given information. The use of DBN network in existing system works only to reduce error in system. Due to this, it requires better deep learning method for improving accuracy of system. The CNN method uses only 2 convolutional layers for feature mapping. But the proposed method uses 5 convolutional layers and 3 overlapping layers. Due to this, it helps to improve accuracy of system as compared to other existing methods.

Keywords: Image Classification, Machine Learning, Deep Learning, MATLAB etc.

I. INTRODUCTION

There are numerous models where pictures have been spoken to utilizing the idea of histograms. In, a comparable way to deal with extricating time arrangement was used, however for this situation the time arrangement were spoken to utilizing Symbolic Aggregate estimation so as to lessen the size of the component space. Be that as it may, for some applications the use of shading descriptors alone isn't adequate to catch all the striking attributes of a picture and hence in surface and shading histograms were consolidated. This was accomplished by first separating shading histograms from the RGB shading channels, utilizing 256 containers for each, and connected them to frame a solitary succession of length 768 (256 ×3) canisters. At that point, Gabor wavelet channels, of various scales and directions, were applied before producing a surface histogram of 256 canisters for each picture. The shading and surface histograms were then connected into a solitary 1024 container histogram to frame the ideal picture "signature"

The nature of a picture is normally characterized by its spatial and power goals. Spatial goal portrays the size of the picture as section × line pixels. For instance, a picture that has 256 sections and 128 columns is signified as a 256 × 128-pixel picture (as shown in Fig 1.3). Power goal depicts how well an obtained picture speaks to the real shades of the subject regarding the quantity of various hues included. The higher the force goal (number of hues) the closer the picture portrayal is to the genuine nature. Force goal is normally recommended as far as forces of two (4, 8, 16, . . .), it allude to picture portrayals as being "8 piece" or "16 piece", with the most widely recognized being 8 pieces. An 8-piece portrayal takes into consideration 256 (running from 0 to 255) distinctive force esteems, with 0 being the darkest (dark) and 255 the most splendid (white). The model picture given in Figure - 2 has a spatial goal of 8×8 pixels, and a force goal of 8 bits.

A superior quality picture will be recorded utilizing higher estimations of both spatial and force goal. Lower spatial goal pictures will in general join checkerboard impacts, while pictures with lower force goal will in general produce bogus moulding (74, 165). In the creators propose that the most reduced spatial and force goals for a picture, that are sensibly liberated from checkerboard and bogus forming impacts, is 256 × 256 pixels with a 6-piece power goal. This goal, with respect to the application dataset portrayed in this proposition, was seen not as adequate. Therefore, higher picture goal was utilized.




Figure 1: 8×8 Image with its Corresponding 2-D Array Representation

- 1) From review, it displayed a novel non-privately concentrated portrayal model for picture rebuilding.
- 2) In Non-nearby Means, it overlooked the separation among pixels and comparability was given as the separation between k-neighbourhoods. In this manner, the pixels might be nonlocal.
- 3) The scanty code of the obscure unique picture ought to be limited.
- 4) To this end, it proposes a concentrated scanty requirement, which abuses the picture nonlocal excess to decrease the Sparse Noise.
- 5) This approach can accomplish exceptionally focused execution to other driving denoising strategies. It made a decent endeavor on this by lifting the fix based picture demonstrating to fix bunch based picture displaying.

The remainder of the paper's association is as per the following; Section II provides the recent trends related to image classification. Section III presents the process of image classification. Some work to be done against these gaps are presented in section IV. Section V presents the conclusion and its future scope.

II. PROBLEM FORMULATION

- A. An picture is a visual portrayal, propagation of something. As a rule the obscuring of pictures is a spatially persistent procedure. Numerous kinds of movement obscure can be recognized which are all because of relative movement between the account gadget and the scene.
- B. Atmospheric disturbance is an extreme impediment in remote detecting. The haze presented by barometrical choppiness relies upon an assortment of variables, for example, temperature, wind speed etc.
- C. The problem in machine learning techniques provides high complexity in system. Due to this, large value of error is generated in classification process.
- D. Due to this, it proposes a image classification model using deep learning method. The machine learning techniques has large complexity in network. Due to this, deep learning methods are preferred over machine learning.

III. THE IMAGE CLASSIFICATION MODEL

This work proposes photo classification using CNN-based communities and some other deep mastering communities for enhancing accuracy of machines. It saves and encode the spatial installing of each instance inside the space spread over by way of okay bunching centroids of the preparation assessments, intending to accomplish super execution with double codes and instantly intricacy. In the practice arrange, it first parcels the instruction exams into k corporations via a right away CNN approach.

A. Texts Using Convolutional Neural Networks

- 1) *Sentence Model*: This is supplied by embedding words in d-size matrix statistics. A remark incorporates n phrases that can be concatenated with each other, giving an output matrix Y which receives after processing enter with convolution matrix statistics.

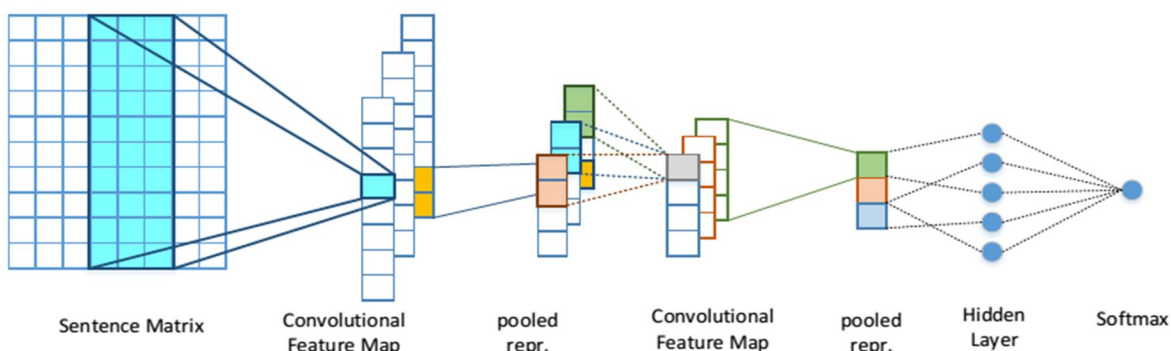


Figure 2: Classification Approach using CNN [1]

- 2) *Convolutional Layer*: This layer includes m filter levels F whose output is connected with sliding window with duration L. Then functions c are measured with X concatenation matrix is through:

$$c = \sum X.F \quad (1)$$

- 3) *Max Pooling*: The convolutional output is carried out to reluctant activated function before pooling i.e. $\text{Relu}(x) = \max(\text{zero}, x)$. This helps to generate the maximum cost in a fixed set of levels.
- 4) *Hidden Layer*: This hidden layer particularly completed the transformation work. This gives a vector form of embedding statistics which is largely a hidden process.
- 5) *Softmax*: This is essentially linked after the hidden layer. It presents the single output after receiving embedding facts underneath probability with the largest fee.
- 6) *Network Parameters*: After getting output, it gets educated into the neural network with X embedding phrases. It presents the final desired output after CNN.

Principal component analysis (PCA) is a useful device for information compression and facts extraction primarily based on typical data. It can convert some of the uncooked indicators into some complete indexes without loss of records. Each of those principal additives is a linear mixture of the unique indices, which are not related to each difference. As a usually-used statistical manner, PCA has been applied broadly to sample recognition and photo operation.

In this method, the deep feature is extracted from the RGB views and intensity views one by one, while the excessive dipartite diploma appears, main to the higher accuracy in photograph class. Second, the lowering size operation is applied via the classical PCA. Finally, the famous DBN is employed for photo type. The use of DBN offers a community graph containing a few random variables. It is used with deep hashing to reduce blunders in community. It plays with excessive accuracy with minimal error.

The steps of DBN are:

- a) Training capabilities values that become getting from deep hashing output
- b) Activate the training characteristic and perform getting to know features in hidden layer
- c) Provides a preferred output with minimal mistakes after output layer

B. Image Classification using Proposed Approach

AlexNet is a convolutional neural network that is 8 layers deep. It includes five convolutional layers and three absolutely related layer networks. It can load a pretrained version of the community educated on more than one million pictures from the ImageNet database. The pretrained community can classify snap shots into 1000 item classes, including keyboard, mouse, pencil, and plenty of animals. The community takes an photograph as input and outputs a label for the item inside the photo together with the probabilities for each of the object classes. The image Datastore robotically labels the pix based on folder names and shops the facts as an Image Datastore object. An photograph datastore allows you to keep large photograph data, including facts that does not in shape in reminiscence, and efficaciously read batches of photographs for the duration of schooling of a convolutional neural network. Divide the records into schooling and validation statistics units. Use 70% of the pics for education and 30% for validation. The community calls for input pics of length 227-via-227-by using-three, but the pictures within the picture datastores have extraordinary sizes. Use an augmented photo datastore to robotically resize the education pics. Multiple Convolutional Kernels (a.K.A filters) extract exciting features in an picture.

In a single convolutional layer, there are usually many kernels of the equal length. The first Convolutional layers are followed with the aid of the Overlapping Max Pooling layers that we describe next. The third, fourth and 5th convolutional layers are related without delay. The 5th convolutional layer is observed with the aid of an Overlapping Max Pooling layer, the output of which is going into a chain of absolutely connected layers. The 2nd fully connected layer feeds right into a softmax classifier with 1000 elegance labels. ReLU nonlinearity is carried out after all the convolution and fully linked layers. The ReLU nonlinearity of the primary and 2nd convolution layers are observed via a local normalization step before doing pooling. But researchers later didn't locate normalization very beneficial.

C. Overlapping Max Pooling

Max Pooling layers are generally used to down pattern the width and top of the tensors, preserving the intensity same. Overlapping Max Pool layers are similar to the Max Pool layers, besides the adjoining home windows over which the max is computed overlap each differently. The authors used pooling home windows of length three \times three with a stride of two among the adjacent home windows.

D. Image Fusion Model

The current work introduced another multi-unearthly remote detecting picture reclamation strategy dependent on meager portrayal. The technique can isolate three-dimensional picture into various squares and model the issue of multi-ghostly remote detecting picture, and the multi-otherworldly pixel squares of the examination zone was re-established by scanty estimation. The guideline of remote detecting picture handling dependent on inadequate deterioration and word reference learning was considered insistently. The serious issue in existing work is PSNR estimation of sign during picture reclamation that influences the exactness of framework.

IV. RESULTS & DISCUSSION

This work provides the concept of image classification using deep learning. The use of deep learning provides the better accuracy as compared to existing machine learning techniques and CNN. This work is studied on Flowers dataset in which four types of datasets with 80 images are used for implementation as shown in Table 5.1. The examinations are performed on a few kinds of flower dataset pictures in MATLAB stage and is Implemented by use of programming.

Table 1: Description of Flowers Dataset

Dataset	No. of Images
Flower Images Dataset	
Daisy Flowers	80
Iris	80
Sunflower	80
Tulip	80
Bacteria Image Dataset	
Acinetobacter	20
Lactobacillus	20
Staphylococcus	20

A. Results using PCA and DBN Network

This method provides the image classification using PCA and DBN method. The use of PCA provides method for feature extraction in image dataset while DBN is used for error minimization during classification. The PCA provides the benefit for reduction in dimensions of datasets with minimum loss of information using machine learning method. It does not improve accuracy, it is used only for feature extraction purpose. The main problem in this method is the accuracy issue. The results are presented below.



Figure 3: Input Image with Thresholded Output

B. Results Using CNN & Proposed Network

This work presents the concept of image classification using CNN and proposed deep learning method. The CNN system has a problem with accuracy, then proposed method is used for improving the system. This work describes the implementation of two deeper variants, namely with 2 and 5 convolutional layers. This work presents a image classification analysis under deep learning approach. It also performs comparison of CNN based approach with deep hashing in terms of accuracy. The data is taken from flower dataset is shown in figure 5.1.

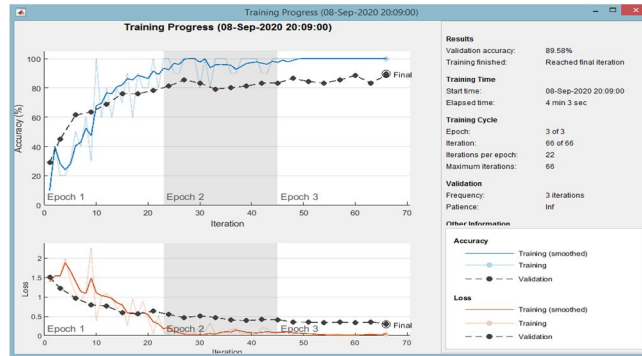


Figure 4: Performance Accuracy of Image Dataset using CNN

The accuracy is defined as the how much data is accurate in all set of images. The performance accuracy of Flower dataset is calculated by CNN as shown in Fig 4 and shows 89% results. In CNN, the layers based approach is main part in this system. The first layer performs the convolution for providing features output matrix. Each time filter value is multiplied with weight of neurons and provides output for next layer.

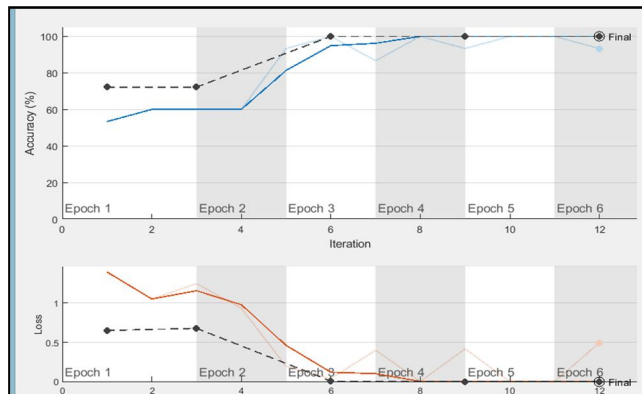


Figure 5: Performance Accuracy of Bacteria Dataset using Proposed Alex Net

Table 2 shows the performance comparison of proposed system with actual CNN and DBN method. This shows that proposed AlexNet shows better improvement in accuracy of datasets as compared to other methods and hence proves better.

Table 2: Performance Comparison of System

Database	Parameter	CNN	Proposed
Flower	Accuracy	89.5%	97.9%
Bacteria	Accuracy	91%	99%

V. CONCLUSION

This work presents the concept of image dataset classification using CNN and proposed deep learning method. It uses the dataset of bacteria and flower for classification purpose. The CNN and DBN system has a problem with accuracy, then proposed method is used for improving the system. The accuracy is defined as the how much data is accurate in all set of images. In CNN, the layers based approach is main part in this system and convolutional layer is the first layer, then follows the hidden layer and output layer. This shows that proposed AlexNet shows better improvement in accuracy of datasets as compared to other methods and hence proves better.

REFERENCES

- [1] Coumal S., Rajesh P., (2013) "Image Restoration Using Filters And Image Quality Assessment Using Reduced Reference Metrics", IEEE International conference on Circuits, Controls and Communications , pp. 1-5.
- [2] Cho C., Jeon J., (2014) "Real-Time Spatially Adaptive Image Restoration Using Truncated Constrained Least Squares Filter", IEEE International Conference on Consumer Electronics, pp. 256-257.
- [3] Zhang Y., (2014) "An EM- and Wavelet-Based Multi-Band Image Restoration Approach", IEEE 19th International Conference on Digital Signal Processing, pp.617-620.
- [4] Sakthidasan K. , Nagarajan V., (2014) "Non Local Image Restoration Using Iterative Method", IEEE International Conference on Communication and Signal Processing, pp.1740-1744.
- [5] Chen T., Yi X., (2014) "Image Restoration Method Self-Adaptive To The Dielectric Layer Color", IEEE 3rd International Conference on Cloud Computing and Intelligence Systems (CCIS), pp.124-129.
- [6] Lei Y., Xiaoguang D., (2015) "Image Blind Restoration Based on Blur Identification and Quality Assessment of Restored Image", IEEE Chinese Control Conference, pp. 4693-4698, July 28-30.
- [7] Ping S., (2015) "Image Restoration Algorithm of Smoothness Constraints Constructed by Adaptive Fuzzy Edge Evaluation Function", IEEE Seventh International Conference on Measuring Technology and Mechatronics Automation, pp. 302-305.
- [8] Ghimpe G., Bertalmio M., (2016) "A Decomposition Framework for Image Denoising Algorithms", IEEE Transactions on Image Processing, Vol. 25, No. 1, pp. 388-399, January 2016.
- [9] Qin Z., Yang R., (2017) "Study on Multi-Spectral Remote Sensing Image Restoration Based On Sparse Representation", International Congress on Image and Signal Processing, Bio-Medical Engineering and Informatics, pp. 1937-1940.
- [10] Ghulyani M. and Arigovindan M., (2018) "Fast Total Variation Based Image Restoration Under Mixed Poisson-Gaussian Noise Model", IEEE 15th International Symposium on Biomedical Imaging, April 4-7, pp. 1264-1267.
- [11] Motohashi S., Nagata T., (2018) "A Study on Blind Image Restoration of Blurred Images using R-map", IEEE pp. 2615-2618.
- [12] Mahapatra S., Dhar Sa K., (2018), " DCT Based Multi focus Image Fusion for Wireless Sensor Networks", International Conference on Inventive Communication and Computational Technologies, pp. 871-875.
- [13] Abidi Z., Minaoui K., (2018), "Detection of Moroccan Coastal Upwelling Using The Alpha Blending Fusion Technique of Sea Surface Chlorophyll Images and Sea Surface Temperature Images", International Conference on Advanced Technologies, pp. 01-05.
- [14] Hou B., Guo X., Hou W., (2018), " PolSAR Image Classification Based on DBN and Tensor Dimensionality Reduction", IEEE IGARSS, pp. 8448-8451.
- [15] Treebupachatsakul T., Poomrittigul S., (2019), " Bacteria Classification using Image Processing and Deep learning", IEEE, pp. 01-03.
- [16] Liu S., Hu Q., Samat A., (2019), " A Multi-scale Super-pixel-Guided Filter Approach For VHR Remote Sensing Image Classification", IEEE IGARSS, pp. 1017-1020.



10.22214/IJRASET



45.98



IMPACT FACTOR:
7.129



IMPACT FACTOR:
7.429



INTERNATIONAL JOURNAL FOR RESEARCH

IN APPLIED SCIENCE & ENGINEERING TECHNOLOGY

Call : 08813907089  (24*7 Support on Whatsapp)