



iJRASET

International Journal For Research in
Applied Science and Engineering Technology



INTERNATIONAL JOURNAL FOR RESEARCH

IN APPLIED SCIENCE & ENGINEERING TECHNOLOGY

Volume: 10 Issue: VII Month of publication: July 2022

DOI: <https://doi.org/10.22214/ijraset.2022.45894>

www.ijraset.com

Call:  08813907089

E-mail ID: ijraset@gmail.com

Design and Analysis of Composite of Aluminium-7075 and Si-C Metal Matrix Composite with Egg Shell

Gokul K¹, Anish K Mathews², Dinesh R³, Mr. Babu T. V. B⁴

^{1, 2, 3}IV Year Student, ⁴Associate Professor, Department of Mechanical, Vel Tech High Tech Dr Rangarajan Dr Sakunthala Engineering College, AVADI, Chennai 62

Abstract: Metal Matrix Composite possess increasingly improved properties including high enduringness, hardness, density and sensible wear resistance compared to alloys or the other metals. During this paper the composite material is developed by reinforcing of silicon carbide (Si-C) powder and egg shell in metal alloy Al7075. The composites square measure fabricated by Stir Casting Machine. The MMC's specimens square measure ready by varying the proportion of weight fraction of the particles in three compositions. During this work Al-7075 Si-C MMCs square measure by admixture molten metallic element with silicon carbide by the help of mechanical stirring, called stir casting methodology. Conjointly during this work, the stir casting method parameters square measure optimized at intervals they vary to get sensible mechanical characteristics and uniform admixture of reinforcement, that could be a major concern in stir casting. The mechanical properties square measure enduringness, Impact check, Hardness is planned to analyze. The investigation is performed to check if the new MMC are able to replace plane wings.

I. INTRODUCTION

Metal Matrix Composites square measure being more and more utilized in region and automobile industries because of their increased properties like elastic modulus, hardness, durability at space and elevated temperatures, wear resistance combined with vital weight savings over unreinforced alloys. The unremarkably used metal like matrices Al, Mg, Ti, metal and their alloys. These alloys square measure most popular matrix materials for the production of MMCs. The reinforcements getting used square measure fibers, whiskers and particulates. The benefits of particulate- reinforced composites over others square measure their formability with value advantage. Further, they are inherent with heat and wear resistant properties. For MMCs set, Al₂O₃ and Gr square measure wide used particulate reinforcements. Compositionally, MMCs have a minimum of two parts of the matrix and therefore the reinforcement. The matrix is actually a metal, however rarely a pure one. Except such cases, it's usually associate in nursing alloy. The foremost common metal alloys in use square measure based on metal and Ti. each of them square measure denseness materials and square measure commercially on the market during a wide selection of alloy compositions. The reinforcements for MMCs are often generally divided into five major classes they are Continuous fibers, discontinuous fibers, whiskers, wires and particulates.

Metal matrix composites (MMCs) thanks to their tailored mechanical, phySi-Cal and thermal properties as well as their low densities, improved thermal and electrical conductivities, strength to density quantitative relation, abrasion resistance etc., have verified to be associate rising category of materials for the aerospace, automotive, and wear applications. The difficult part of the MMCs is that the value of the composite that depends on the matrix materials. Thus there has been associate increasing demand for the low-priced reinforcements. The previous studies on the low-priced reinforcements were like clay, fly ash, red mud bolstered to Al-Si alloys. which gave the improved mechanical properties reducing the densities. The earlier studies verified that the Egg Shell is associate by product that's one amongst the world's worst environmental issues, especially in the countries wherever the egg product business is well developed. Attempts to use egg shell in several applications, it's been a possible filler in polymer composites. The egg shell contains a comparatively high strength than the mineral carbonate. The egg shell contains ninety fifth by weight of Calcium Carbonate and five-hitter by weight of materials like Al₂O₃, SiO₂, S, Pand Cr₂O₃, MnO. The general egg shell structure is a protein lined mineral crystals, majorly of the calcium carbonate, these characteristics say that egg shell is a good material for the inexpensive, light weight, and low load bearing composite applications as of in the automotive industry, homes, offices and factories.

Aluminum- (Silicon Carbide) could be a metal ceramic material consisting of carbide particles distributed during a matrix of metal alloy. It combines the advantages of high thermal phySi-Cal phenomenon of metal and low CTE (coefficient of thermal expansion) of ceramic.

II. SELECTION OF MATERIALS

A. Aluminum -7075

The matrix material to be used was chosen as Al7075 which is a precipitation hardened aluminum alloy, containing zinc, magnesium, copper, and chromium as its major alloying elements. It has good mechanical properties and it is strong with strength comparable to many steels, has good fatigue strength and less resistance to corrosion and many others. 7075 aluminum is composed of 90.0% Al, 5.6% Zn, 2.5% Mg, 0.23% Cr, and 1.6% Cu. The copper content of 7075 aluminum increases its susceptibility to corrosion, but this sacrifice is necessary to make such a strong-yet-workable material. Type 7075 aluminum is often used in the aerospace industry, which has increased concern for fatigue failure. The fatigue strength is a measure of a material's ability to withstand this cyclical loading, and is useful for applications where a part created using this material is subject to repetitive loading cycles.



B. Aluminum 7075 Silicon Carbide (Si-C)

Silicon carbide is formed in two ways, reaction bonding and sintering. Each forming method greatly affects the end microstructure. Reaction bonded Si-C is made by infiltrating compacts made of mixtures of Si-C and carbon with liquid silicon. The silicon reacts with the carbon forming more Si-C which bonds with the initial Si-C particles. Sintered Si-C is produced from pure Si-C powder with non-oxide sintering aids. Conventional ceramic forming processes are used and the material is sintered in an inert atmosphere at temperatures up to 2000°C or higher. Both forms of silicon carbide (Si-C) are highly wear resistant with good mechanical properties, including high temperature strength and thermal shock resistance. Our engineers are always available to best advise you on the strengths and weaknesses of each ceramic for your particular needs. Typical silicon carbide characteristics include: Low density, high temperature strength (reaction bonded) Oxidation resistance (reaction bonded) Excellent thermal shock resistance, High hardness and wear resistance. Excellent chemical resistance, Low thermal expansion and high thermal conductivity. Typical silicon carbide applications include: Fixed and moving turbine components Seals, bearings etc. The silicon carbide grade used in the composition is 400 grit.



Silicon carbide

C. Egg Shell (Silicon Carbide)

Normally egg shells are considered to be waste products at restaurants, food industries, houses etc. This will create pollution to the environment but it has high compressive strength and good tensile strength. By using the eggshells pollution can be reduced. Eggshell is a cheapest material and this is a waste product for the regular use. Generally, this composite has good application in automobiles. Various parts of automobiles require compressive, impact, tensile strengths based on the requirement of the component these materials are mixed in different proportions. In order to provide more environmentally responsible products, manufacturers are exploring alternative approaches to reduce the amount of polymer used to produce various polymer-based products. Mechanical properties of biological materials are increasingly explored via testing.

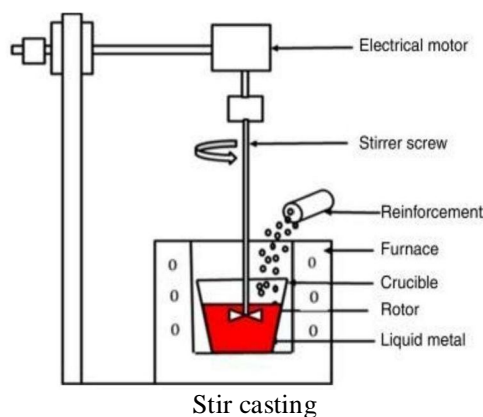


Egg shell

III. METHODOLOGY

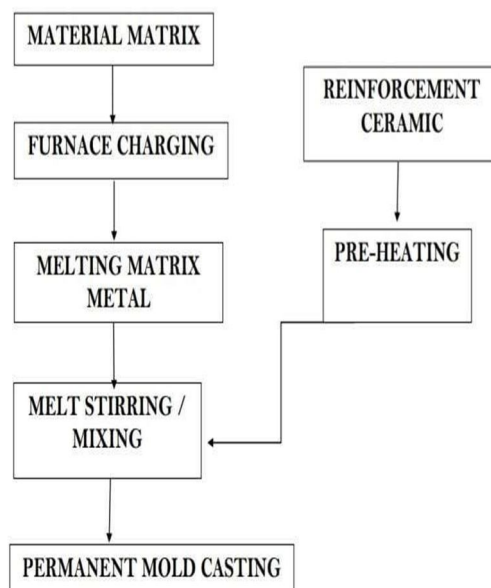
The MMC is obtained by a process of stir casting, the stir casting is carried out in an electrical furnace. Processing technique is an important factor. It must ensure uniform distribution of Si-C particle throughout the matrix material. Mechanical Stir casting is one of the processing techniques for preparation of Al-Si-C metal matrix Composites.

Stir casting is a type of casting process in which a mechanical stirrer is introduced to form a vortex to mix reinforcement in the matrix material. It is a suitable process for production of metal matrix composites due to its cost effectiveness, applicability to mass production, simplicity, almost net shaping and easier control of composite structure. Stir casting process involves stirring of melt composite, in which the melt metal is stirred continuously which exposes the melt surface to the atmosphere which tends to continuous oxidation of aluminium melt. Stir casting setup consists of a furnace, reinforcement feeder and mechanical stirrer. The furnace is used for heating and melting of the materials. The mechanical stirrer is used to form the vortex which leads to the mixing of the reinforcement material which is introduced in the melt.



The impeller blade may be of various geometry and various number of blades. Flat blade with three number is the preferred as it leads to axial flow pattern in the crucible with less power consumption. This stirrer is connected to the variable speed motors, the rotation speed of the stirrer is controlled by the regulator attached with the motor. Further, the feeder is attached with the furnace and used to feed the reinforcement powder in the melt. A permanent mold, sand mold or lost-wax mold can be used for pouring the mixed slurry.

A. Process Flow Diagram



B. Melting The Material

The 1kg of metal is then put into the electrical furnace and the temperature is set to 900C. It took about 4 hours to initially heat the furnace and then it took 1.5 hours change from solid phase to liquid phase. The powder of silicon carbide (Si-C) and egg shell is then added to the furnace.

The ratios are

- 10:2:1 (1kg of Al, 20gm of Si-C, 10gm of eggshell)
- 10:4:2 (1kg of Al, 40gm of Si-C, 20gm of eggshell)
- 10:6:3 (1kg of Al, 60gm of Si-C, 30gm of eggshell)

The Si-C and egg shell powder is then preheated to 500 C in box furnace which can go up to a maximum temperature of 1200 C. The powder mixture is preheated to remove any moisture content present in the powder before adding it to the stir casting. All of the ratios of the powder is preheated until the temperature hits from 0-500c.



Box Furnace

C. Casting the Material

The molten liquid is then poured into the molds. Two molds were used the dimension were 5cm diameter and 20cm in length. The second mold was of diameter 5cm and 10cm in length. The second diameter was a mold of 4 pieces. The molten liquid was then poured into the molds carefully and allowed to rest for 5mins. The is then opened and the metal is removed.



D. Cooling the Material

The metal is allowed to cool in the room temperature and the mold is released to separate the molten matrix. The metal after cooling is inspected for black spots which may have occurred due to the powders burning which is possible if the temperature is not correctly. The metal is then visually checked for black spots.

IV. TESTING THE MATERIAL

The material was then subjected to three specific tests they are.

- 1) Mechanical Testing
- 2) Impact Testing
- 3) Hardness Test

The mechanical testing is carried out in the testing centre there are three mechanical test that are carried out they are

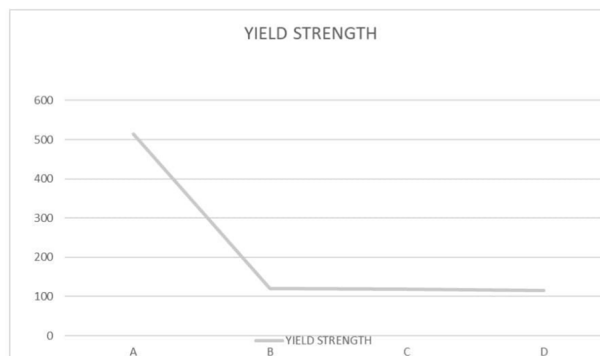
- Yield Strength
- Ultimate Tensile Strength
- % Elongation

A. Yield Strength

Yield strength is the amount of stress at which plastic deformation becomes noticeable and significant. The yield strength is a point at which plastic deformation occurs under stress.



SPECIMEN	COMPOSITION	YIELD STRENGTH (N/mm ² or MPA)
A	100% Al7075	514
B	Al7075+ 20% Sic + 10% Eggshell	120
C	Al7075+ 40% Sic + 20% Eggshell	119
D	Al7075+ 60% Sic + 30% Eggshell	116



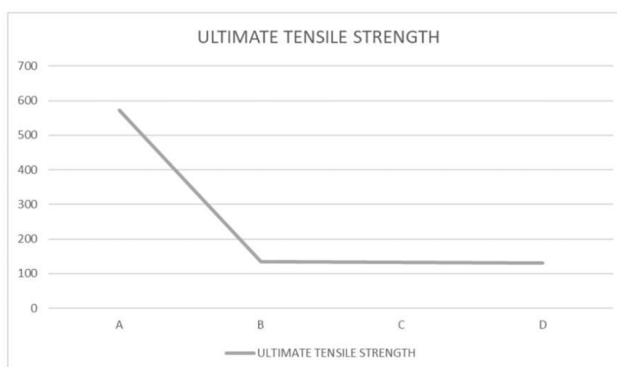
The sample T1 was subjected to tensile test and the endresult of the material is shown in below image



B. Ultimate Tensile Stress

The ultimate tensile test is carried out by gripping the ends of a suitably standardized test piece in a tensile test machine and then applying a continually increasing uni-axial load until such time as failure occurs out by gripping the ends of suitably prepared standardized test piece in a tensile test machine.

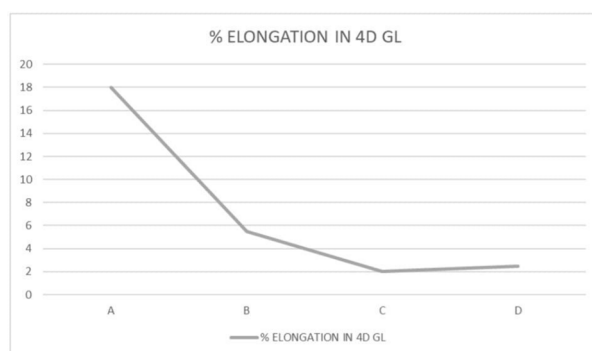
SPECIMEN	COMPOSITION	ULTIMATE TENSILE STRENGTH
A	100% Al7075	572
B	Al7075+ 20% Sic + 10% Eggshell	134
C	Al7075+ 40% Sic + 20% Eggshell	132
D	Al7075+ 60% Sic + 30% Eggshell	131



C. %Elongation

Percent elongation is typically carried out during a material tensile test. Rather than measuring the entire length of the specimen before and after the tensile test, a gauge records the elongation over a set volume of material in the center of the test specimen. The fracture will occur in between the ends of the gauge. Elongation is a measure of how far a sample will stretch before it breaks. The result is normally expressed as a percentage, also known as percent elongation (% elongation). A known gauge length is critical to performing accurate elongation calculations.

SPECIMEN	COMPOSITION	% ELONGATION IN 4D GL
A	100% Al7075	18.00
B	Al7075+ 20% Sic + 10% Eggshell	5.50
C	Al7075+ 40% Sic + 20% Eggshell	2.00
D	Al7075+ 60% Sic + 30% Eggshell	2.50



V. CONCLUSION

It is observed that the yield strength of the new MMC is 120Mpa and the pure aluminium 7075 was 514Mpa. The UTM values of the new MMC is 134 and the pure aluminium value is 572Mpa. The new MMC had absorbed only 2 Joules of energy where as the pure Al7075 absorbed 8 Joules of energy. The average hardness of the new MMC is 89 whereas the pure Al7075 is 149. The new MMC that was made by the addition of mixing of reinforcement material of Sic and eggshell with Al7075 was performed. The material did not show any signs of increase in mechanical strength. The new MMC can be used in the manufacture of frames of aluminium bicycles and so on which does not require the tensile strength of the actual aluminium 7075. The experiment did not meet the standards of the pure Al7075. On even selecting the highest values in terms of mechanical properties the values were not able to satisfy the existing values. The test can be further carried out by reducing the quantity of reinforcement materials as it was observed that there is a decrease in mechanical properties with increase in quantity of reinforcement materials.

VI. ACKNOWLEDGEMENT

The authors are grateful to thank Vel Tech High Tech Dr. Rangarajan Dr. Sakunthala Engineering College for utilizing the Metallurgy and Measurement and Others Laboratory. And to express sincere thanks to Professor Dr.E.Kamalanaban, Principal for his continuous support and encouragement throughout the entire research work.

REFERENCES

- [1] M K Surappa, Aluminium matrix composites: Challenges and Opportunities, Sadhana Vol. 28, Parts 1 & 2, 2003,
- [2] Naher, S, Brabazon D and Looney L, Development and assessment of a new quick quench stir caster design for the production of metal matrix composites, Journal of Material Processing Technology, Vol. 166, 2004,
- [3] Hashim J, Looney L and Hashmi M.S.J, "Metal Matrix Composites: Production by the Stir Casting Method, Journal of Material Processing and Technology, 92, 1999
- [4] Rabindra Behera, S Kayal, D Chatterjee and G Sutradhar, Solidification Behavior and Forgeability of Stir-Cast Aluminum Alloy Metal Matrix Composites, Canadian journal of pure and applied sciences, Vol. 5, No.2, 2011
- [5] Pegizabal, A. Garcia Romero, A. torregaray, Analysis of the solidification and properties of plaster cast Al based composites, Archives of metallurgy and materials, Volume 57, issue 1, 2012,



- [6] Sandeep Kumar, Dr. N. M. Suri, Dr. Sumankant: Punjab Engineering College, [PEC University of Technology], Chandigarh, Punjab, India. Review of recent Studies in Magnesium Matrix Composites and their Fabrication Techniques.
- [7] Atul Kumar 1 , Dr.Sudhir Kumar 2 , Dr.Rohit Garg 3 1.Research Scholar, Suresh Gyan Vihar University, Jaipur, India,2,3Professors, GNIOT, Greater Noida (U.P.) (India). A Review Paper on stir casting of Reinforced Aluminium metal matrix composite.
- [8] Supreeth.P#1, Dr. M.S Rajendra Kumar#2, Nagesh.D#3 #1 PG Scholar Semester MTech (Material Science and Technology) Department of Mechanical Engineering, Rajiv Gandhi Institute of Technology, Bengaluru-Karnataka, India. 2 Professor and Head
- [9] Vemula vijaya vani, Sanjay kumar Chak, “The effect of process parameters in aluminium metal matrix composites with powder metallurgy”, Manuf. Rev. 5, 2018.
- [10] B. Anil Kumar, K. Eswaraiah, et.al, “Fabrication of Al-SiC-B4C metal matrix composite by powder metallurgy technique and evaluating mechanical properties”
- [11] J. Hashim, L. Looney, et al., Metal matrix composites: A production by the stir casting method, J. Mater. Process. Technol.
- [12] S.V.S. Narayana Murty, B. Nageswara Rao and B.P.Kashyap // Composite's science and technology
- [13] B. Vijaya Ramnath, C. Elanchezhian, R.M. Annamalai, S. Aravind, T. Sri Ananda Atreya, V. Vignesh, C.Subramanian, Aluminium metal matrix composites - a review. Rev. Adv. Mater. Sci. 38(2014) 55-60
- [14] N. Ragvendra, S. Ramamurthy, et al., Effect of particle size and weight fraction of alumina reinforcement on wear behavior of aluminium metal matrix composite, Int. J. Innov. Res. Sci. Eng.



10.22214/IJRASET



45.98



IMPACT FACTOR:
7.129



IMPACT FACTOR:
7.429



INTERNATIONAL JOURNAL FOR RESEARCH

IN APPLIED SCIENCE & ENGINEERING TECHNOLOGY

Call : 08813907089  (24*7 Support on Whatsapp)