



# IJRASET

International Journal For Research in  
Applied Science and Engineering Technology



---

# INTERNATIONAL JOURNAL FOR RESEARCH

IN APPLIED SCIENCE & ENGINEERING TECHNOLOGY

---

**Volume:** 14    **Issue:** IV    **Month of publication:** April 2026

**DOI:** <https://doi.org/10.22214/ijraset.2026.80437>

[www.ijraset.com](http://www.ijraset.com)

Call:  08813907089

E-mail ID: [ijraset@gmail.com](mailto:ijraset@gmail.com)

# Design and Development of SwiftLift WashPro: Smart Hood-Type Dishwasher for Domestic and Commercial Culinary Spaces

Mr. G. Nirmal Kumar<sup>1</sup>, Mr. G.K. Rohit<sup>2</sup>, Mr. E. Chris Ezekiah Paul<sup>3</sup>, Mr. D. Krish Daniel<sup>4</sup>, Mr. M. Sarweswaran<sup>5</sup>

<sup>1</sup>Lecturer, <sup>2,3,4,5</sup>Students of Department Mechanical Engineering, PSG Polytechnic College

**Abstract:** *This paper presents the design and development of SwiftLift WashPro, a smart hood-type dishwasher engineered for both domestic and commercial culinary environments. The system is developed to overcome the major drawbacks of conventional dishwashers such as excessive water consumption, high energy usage, large space requirements, and frequent maintenance needs. The proposed dishwasher incorporates a top-lift hood mechanism, dual wash modes, automated heating control, and a smart microcontroller-based interface for efficient and user-friendly operation. An integrated water filtration and reuse system further improves sustainability by minimizing waste. Experimental testing demonstrates improved cleaning efficiency, reduced operational cost, and enhanced hygiene performance, making the system suitable for modern kitchens requiring compact, reliable, and eco-friendly dishwashing solutions.*

**Keywords:** *Smart dishwasher, hood-type dishwasher, water-efficient appliance, kitchen automation, sustainable dishwashing system.*

## I. INTRODUCTION

In modern domestic and commercial kitchens, dishwashers play an essential role in maintaining hygiene, reducing manual labor, and improving operational efficiency. However, many existing dishwashing systems remain costly, bulky, and resource-intensive, making them less suitable for small restaurants, hotels, and households. Traditional systems often consume large amounts of water and electricity, while their complex controls and maintenance requirements further limit accessibility. SwiftLift WashPro is designed to bridge this gap by combining commercial-grade cleaning performance with affordability, compactness, and sustainability. Its smart automation features and ergonomic hood-type design make it practical for both residential and high-volume culinary applications.

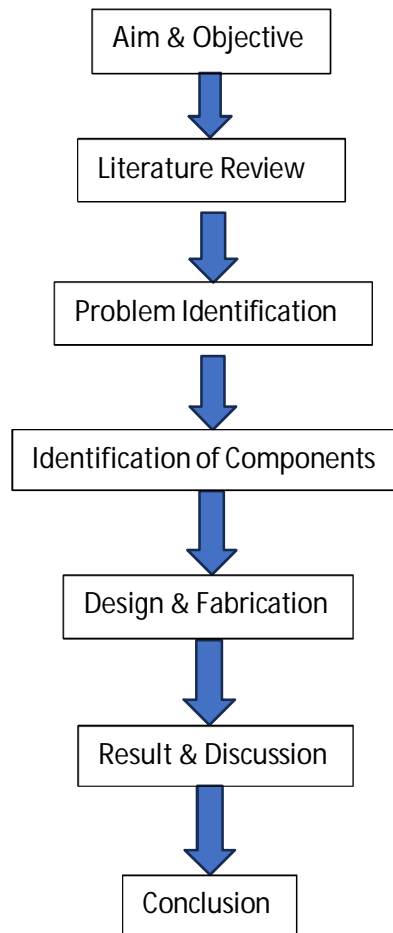
## II. LITERATURE REVIEW

Recent studies in dishwasher technology emphasize the need for sustainability, automation, and ergonomic design improvements. G. Venkatesh (2021) highlighted the environmental benefits of compact dishwashers equipped with water recycling systems and efficient resource management. S. Sanjai (2022) demonstrated that modern smart controls significantly improve cleaning efficiency while reducing water and energy consumption. Chandhok and Goel (2020) further established that wastewater reuse systems can greatly reduce freshwater demand in domestic and commercial kitchens. In addition, AI-based dishwasher reviews indicate that intelligent automation can optimize cycle times, lower human intervention, and improve long-term appliance reliability. These findings form the foundation for the SwiftLift WashPro design approach.

## III. METHODOLOGY

The development of SwiftLift WashPro followed a structured methodology consisting of literature review, problem identification, component selection, fabrication, testing, and performance evaluation. The process began with analyzing limitations in conventional dishwashers such as high cost, inefficient water use, and poor ergonomic design. Based on these findings, essential components including spray arms, circulation pumps, heating elements, sensors, microcontroller units, and filtration systems were selected. The prototype was then fabricated using stainless steel structural materials for durability and hygiene compliance. Performance testing was conducted under multiple load conditions to assess water usage, cleaning efficiency, energy consumption, and operational reliability.

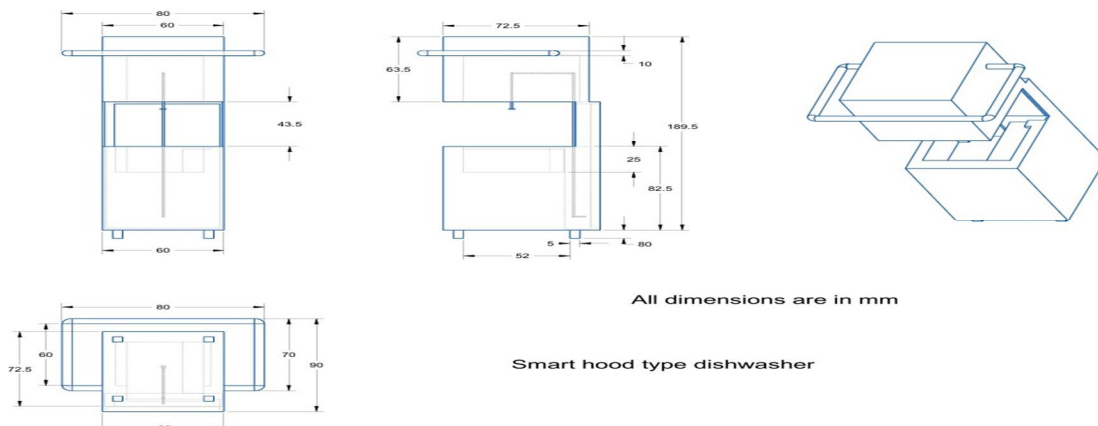
Methodology Flowchart



A. System Design and Working Principle

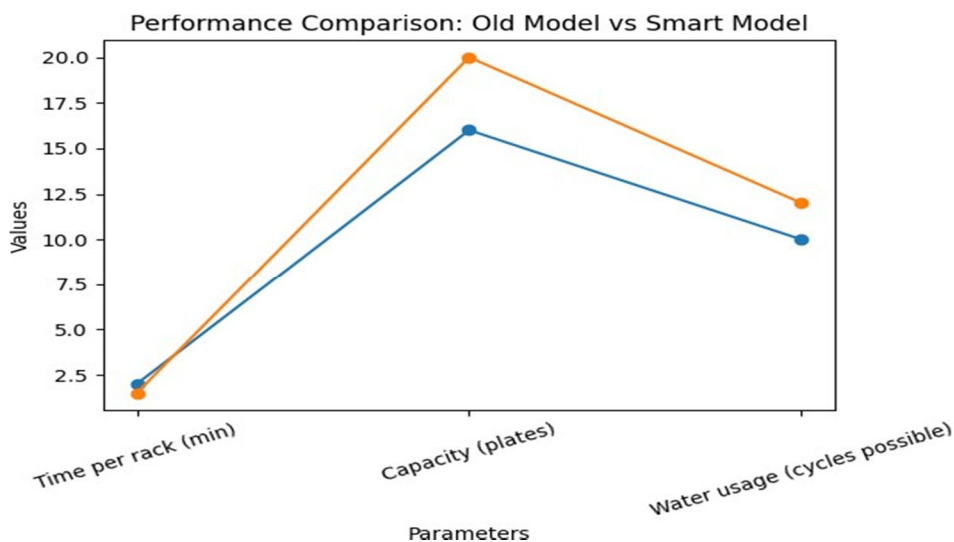
The Swift Lift Wash Pro uses a hood-type top-lift loading mechanism that allows easy loading and unloading of utensils while minimizing operator strain. The dishwasher operates through dual wash modes designed for light and heavy cleaning requirements, enabling flexibility across different kitchen applications. Heated water is circulated through upper and lower spray arms to ensure uniform cleaning coverage, while integrated temperature sensors regulate wash consistency. After washing, a heated air and UV-assisted drying system removes moisture and improves sanitation. A microcontroller-based smart control panel automates cycle timing, monitors water level and temperature, and provides simplified user interface for efficient operation.

Project Design



#### IV. RESULTS AND DISCUSSION

Prototype testing demonstrated that SwiftLift WashPro achieves a 20–30% reduction in water consumption compared to conventional hood-type dishwashers. Optimized heating control reduced unnecessary energy loss, improving electrical efficiency during repeated wash cycles. The uniform spray arm distribution enhanced cleaning consistency across various utensil sizes and contamination levels. Automated detergent dispensing and predictive maintenance alerts minimized manual monitoring requirements, reducing downtime in commercial settings. These improvements confirm that the system offers superior operational efficiency while maintaining high hygiene standards essential for food service environments.



Tabulation: Comparison of Conventional Model vs Proposed Model

S.No	Parameters	Conventional Model	Proposed Smart Mode
1	Time per rack (minutes)	2.0	1.5
2	Capacity (plates per rack)	16 – 20 (avg 16)	Up to 20+
3	Water usage (cycles possible)	10 cycles	12 cycles (approx.)

#### V. CONCLUSION

Swift Lift WashPro successfully addresses the major challenges associated with traditional dishwashing systems by integrating automation, smart controls, ergonomic design, and sustainable engineering features. Its compact hood-type structure makes it suitable for both small domestic kitchens and large commercial culinary spaces. The system improves cleaning performance, lowers water and energy consumption, reduces maintenance burden, and enhances user convenience. Future development may include AI-based soil detection, cloud-based analytics, and renewable energy integration to further advance intelligent kitchen appliance technology.

#### REFERENCES

- [1] G. Venkatesh, "Dishwashers: Literature Review to Summarise the Multi-Dimensionality of Sustainable Production and Consumption," MDPI Sustainability, 2021.
- [2] S. Sanjai, "Dishwasher," International Journal of Innovative Research in Technology, 2022.
- [3] Gursimar Kaur Chandhok and Sushma Goel, International Journal of Environment, Agriculture and Biotechnology, 2020.
- [4] Shital P. Dawane et al., "Review of AI-based Automated Dishwasher," International Journal of Scientific Research & Engineering Trends, 2022.
- [5] R.B. Venkatesh and V. SivaramKumar, "Design and Fabrication of Automatic Dishwasher Machine," International Journal of Engineering Research & Development, 2017.



10.22214/IJRASET



45.98



IMPACT FACTOR:  
7.129



IMPACT FACTOR:  
7.429



# INTERNATIONAL JOURNAL FOR RESEARCH

IN APPLIED SCIENCE & ENGINEERING TECHNOLOGY

Call : 08813907089  (24\*7 Support on Whatsapp)