



iJRASET

International Journal For Research in
Applied Science and Engineering Technology



INTERNATIONAL JOURNAL FOR RESEARCH

IN APPLIED SCIENCE & ENGINEERING TECHNOLOGY

Volume: 12 **Issue:** III **Month of publication:** March 2024

DOI: <https://doi.org/10.22214/ijraset.2024.59296>

www.ijraset.com

Call: ☎ 08813907089

E-mail ID: ijraset@gmail.com

Design and Implementation of a Cloud Native Application for Collaborative Learning

D. Murli Krishna Reddy¹, Shaik Ahmad Nawaz², Tammana Chandrika Naga Durga³, Pillutla Surya⁴, Shaik Sajid Ameer⁵

¹Assistant Professor, ^{2, 3, 4, 5}UG Students, Department of CSE, Vasireddy Venkatadri Institute of Technology (Autonomous), Guntur, AP

Abstract: *In the current landscape of education technology, the incorporation of Cloud Native Architecture has emerged as a transformative force. This paper describes the meticulous design and implementation of a groundbreaking application: a Cloud Native Platform for Collaborative Learning. Using the powerful MERN stack (MongoDB, Express.js, React.js, and Node.js), this platform represents a paradigm shift in how modern education ecosystems are built. The application offers a seamless, user-centric experience that promotes collaborative learning across multiple educational dimensions. The platform encapsulates the essence of holistic and technology-driven education, featuring interactive learning paths, an integrated coding environment, rich project repositories, academic note storage, access to past papers, and an extensive research paper database. As we delve into the key features and developmental intricacies, it becomes clear that this Cloud Native Application for Collaborative Learning is poised to transform the educational landscape. This paper provides a comprehensive overview of this cutting-edge application's innovative design principles, development methodologies, and transformative potential.*

Keywords: *LearnSpace, Cloud Native Architecture, Collaborative Learning, Modern Learning Platform, AWS, React.js, MongoDB, Node.js, DevOps.*

I. INTRODUCTION

The advent of technology has caused a revolutionary transformation in the field of education. In this digital age, where access to information is critical, the need for a dynamic and collaborative learning platform is greater than ever. This paper describes a pioneering initiative: the design and implementation of a cloud-native application for collaborative learning. Education technology has progressed beyond traditional boundaries, and the incorporation of cloud-native architecture has become a critical component in the creation of modern learning platforms. Our goal is to use the MERN stack (MongoDB, Express.js, React.js, and Node.js) to develop an innovative solution that not only simplifies the learning process but also fosters collaboration among students and educators. As we delve into the complexities of this Cloud Native application, we will look at its key features, such as interactive learning paths, an integrated coding environment, various project repositories, an academic note repository, a past papers repository, and a research paper database. These features work together to form a comprehensive ecosystem that provides a unified space for students and educators to learn, collaborate, and share resources. This paper aims to provide insight into the transformative potential of this Cloud Native application for collaborative learning. Through a thorough examination, we hope to demonstrate how the combination of Cloud Native Architecture and the MERN stack can transform the landscape of modern education.

II. LITERATURE REVIEW

The integration of Cloud Native Architecture into educational technology in recent years has attracted significant attention. There is a growing need for collaborative platforms to enable interactive and engaging learning experiences as the digital age changes traditional learning paradigms. This review examines the changing landscape of education technology with a focus on, among other things, adopting cloud-native architecture and using the MERN stack to develop innovative learning solutions. In the field of education, cloud-native architectures have been very influential as they enable educational institutions to expand their capabilities through scalability, flexibility, and reliability. By adopting cloud-native practices, educators can go beyond the restrictions set by traditional infrastructure and provide dynamic learning experiences that are adaptable to modern student requirements. The MERN stack stands for MongoDB, Express.js, React.js, and Node.js, and its seamless integration has become synonymous with e-learning platforms that are at the cutting edge, enabling developers to create feature-rich applications that value user-centric design and foster collaboration among users.

By bringing all resources together and promoting community-driven collaboration, Cloud Native applications enable learners to own their educational journey. These platforms offer holistic experiences that meet the different needs of modern learners, ranging from interactive learning paths and integrated coding environments to rich project repositories and academic note storage. By bringing all resources together and promoting community-driven collaboration, cloud-native applications enable learners to own their educational journey while exploring new areas for gaining knowledge. Cloud computing encourages co-working among peers, in which members collaborate easily on tasks, share resources, and communicate effectively to foster innovation and productivity.

A proposal by A.R Sri Nandhini, Alaine Joseph, and Ajay S advocates for the adoption of cloud-native applications as replacements for on-premise applications [1]. The paper examines the transition from traditional on-premise applications to cloud-native architectures, offering insights into the associated benefits, challenges, and strategies to assist organizations in navigating this evolving landscape effectively.

Vishal Paranjape and Vimmi Pandey introduce an innovative approach to education leveraging cloud computing [2]. The objective of this paper is to explore the potential of cloud computing technology to revolutionize educational practices.

Shubham Patil, Saurav Daware, Ameya Bhagat, and Prof. Jayant Sawarkar developed a college ERP system utilizing the MERN stack [3]. The objective of this paper is to create a comprehensive and modern solution for managing various aspects of college operations.

Dr. Ritesh Patil, Vaishali G, Vaishnavi M, Gauri K, and Devyani Ambi collaborate on building a college website employing the MERN Stack [4]. Creating a dynamic online application that functions as a comprehensive resource depot for students is the aim of the college website using the MERN stack project. It will enable smooth information access and management of various academic tasks within the college.

III. METHODOLOGY

A. Implementation of MERN Stack

Based on a three-tier architecture model and the MERN stack, LearnSpace is a cloud-native collaborative learning platform that was developed using an organized methodology. This process makes sure that the platform is designed, developed, and deployed efficiently, giving it a strong basis for functionality and scalability.

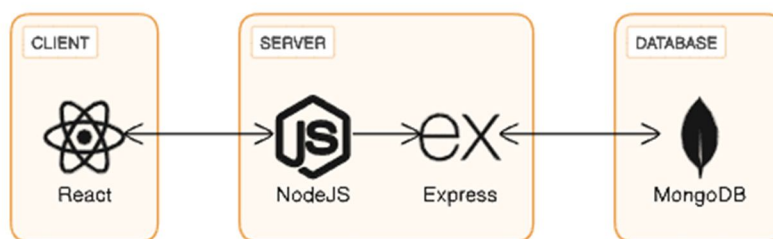


Fig. 1 Three-Tier Architecture

- 1) *Presentation Layer (Client)*: Frontend components, including the user interface and client-side logic, are developed using React.js to ensure a smooth user experience.
- 2) *Application Tier (Server)*: Backend infrastructure, powered by Express.js and Node.js, handles business logic, data processing, and server-side operations like user authentication and API endpoints. It collaborates with the presentation tier for user requests and data retrieval.
- 3) *Data Tier (Database)*: MongoDB serves as the database layer, managing user data, content assets, and configuration settings efficiently with its document-oriented architecture.

B. Continuous Integration/Continuous Deployment (CI/CD) Pipeline

LearnSpace automates the building, testing, LearnSpace's CI/CD pipeline, orchestrated through GitHub, AWS CodePipeline, AWS CodeBuild, Amazon ECR, and Amazon ECS, automates code integration, testing, and deployment. Developers collaborate on GitHub, triggering the pipeline upon push. CodeBuild compiles code, runs tests, and packages artifacts into Docker containers sent to ECR. ECS handles deployment, scaling, and monitoring, ensuring high availability.

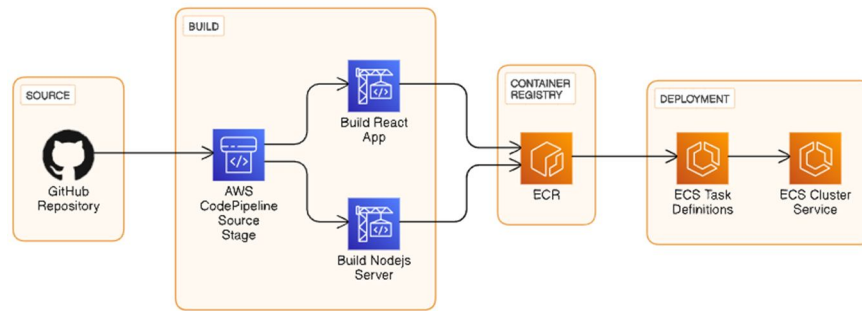


Fig. 2 AWS CI/CD Pipeline

C. Entity-Relationship Diagram (ERD)

Below is the Entity-Relationship Diagram (ERD) illustrating the database schemas used in LearnSpace. The relationships between users, admin, assignments, problems, submissions, projects, and resources in LearnSpace are described in the Entity Relationship Diagram (ERD).




Fig. 3 ER Diagram

IV. IMPLEMENTATION

A. Technology Stack

- 1) **Frontend:** React.js for the user interface, styled with Tailwind CSS for adaptable design, and Redux Toolkit for effective state management.
- 2) **Backend:** Express.js and Node.js power the server-side logic and API development, offering scalability and security.
- 3) **Database:** MongoDB Atlas serves as the cloud database solution, ensuring data security and scalability. Mongoose is used for database operations, simplifying interaction with MongoDB schemas and models.

B. Authentication and Authorization

LearnSpace's authorization and authentication processes are essential to guaranteeing safe access to its features and resources. The process starts with the application looking for a JWT (JSON Web Token), the authentication token, in the user's local storage. The application uses ExpressJS, a Node.js backend framework, to validate a JWT if it is present in the local storage. The application retrieves the user's role from MongoDB.

If the user is an administrator, for instance, they are redirected to the Admin Dashboard, where they have access to administrative tools and features. In a similar vein, students are sent to the Student Dashboard and faculty members are sent to the Faculty Dashboard, which is customized for their roles and permissions within LearnSpace.

The application directs the user to the relevant dashboard based on the role that was obtained from the database. LearnSpace can safely authenticate users and shield private data from unauthorized access by utilizing JWT tokens. LearnSpace's security was improved by this role-based authentication and authorization flow, which makes sure that users are only given access to the features and resources that are pertinent to their roles.

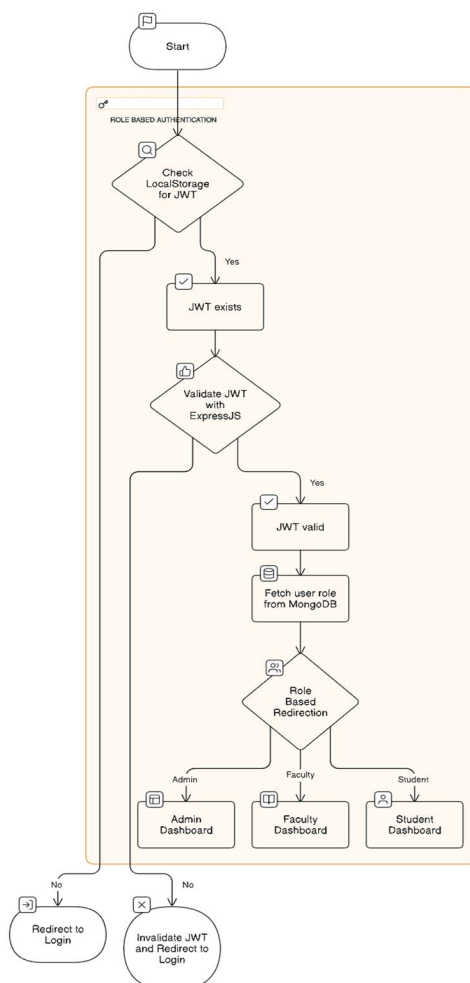


Fig. 4 Authentication and Authorization Flow Diagram

C. File Upload Process

LearnSpace's file upload feature is essential for encouraging different kinds of user interactions and resource sharing. Users choose files like avatars, project cover photos, PDF notes, research papers, or past-year papers to start the process, all while interacting with the platform's user-friendly React interface. The client-side application sends the chosen files to the server so that the server can process them. Communication takes place between the client-side application, the server, and AWS S3 in the client-server interaction flow.

The server-side application uses the AWS SDK to communicate with Amazon Simple Storage Service (S3), a dependable and scalable cloud storage solution, after processing the files locally. The uploaded files are safely kept in specified buckets with AWS S3, guaranteeing data accessibility and integrity.

The client-side application receives confirmation that the upload procedure has been completed once the files have been successfully uploaded to S3. The file upload procedure is handled on the server side by Multer. The file upload feature helps users learn collaboratively in a dynamic and engaging environment by facilitating the sharing of project files, research papers, and academic notes.

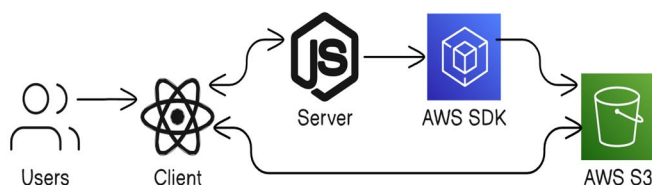


Fig. 5 Users to AWS S3 Interaction Flow Diagram

D. Integration of AWS SES for Email Communication

LearnSpace first sets up a secure connection with the SES service on the AWS cloud platform by configuring AWS SES within its Node.js application. This configuration guarantees smooth communication between LearnSpace and AWS SES by setting up the required credentials and permissions to access SES securely. LearnSpace creates the parameters needed to send emails via AWS SES after the email content is ready. These parameters contain important information like the email address of the sender (which is usually a no-reply address), the email body, the subject line, and the email recipient. LearnSpace guarantees accurate and efficient delivery of emails to the intended recipients by skillfully structuring these parameters. LearnSpace uses AWS SES for a number of use cases that improve user communication and interaction on the platform.

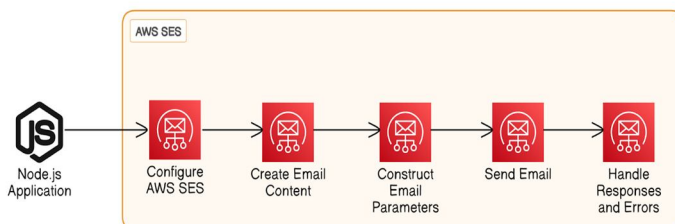


Fig. 6 Email Sending Workflow with AWS SES and Node.js

E. AWS CI/CD Pipeline

LearnSpace streamlines its development, testing, and deployment processes by putting in place a strong CI/CD (Continuous Integration/Continuous Deployment) pipeline. Throughout the development lifecycle, this pipeline guarantees efficiency and dependability by automating different software delivery stages. GitHub for version control, AWS CodePipeline for orchestration, AWS CodeBuild for building, Docker for containerization, and AWS CodeDeploy for automated deployment are the main components of this pipeline. Developers push code updates to GitHub repositories to start the workflow. AWS CodePipeline manages the CI/CD pipeline, which is started by these commits. CodePipeline starts the pipeline process when it finds changes in the GitHub repository. After that, AWS CodeBuild downloads the LearnSpace application's source code from GitHub, compiles it, runs automated tests, and creates Docker images with it and its dependencies. Following their creation, the Docker images are uploaded to AWS ECR, or Elastic Container Registry, which functions as a safe location to store and manage container images.

Subsequently, the Docker images are deployed to AWS ECS (Elastic Container Service) clusters by AWS CodeDeploy. The seamless deployment of the LearnSpace application is ensured by the management of Docker container scaling, monitoring, and running by AWS ECS. LearnSpace can quickly roll out updates and new features to users while upholding high standards of scalability, security, and quality by utilizing this CI/CD pipeline.

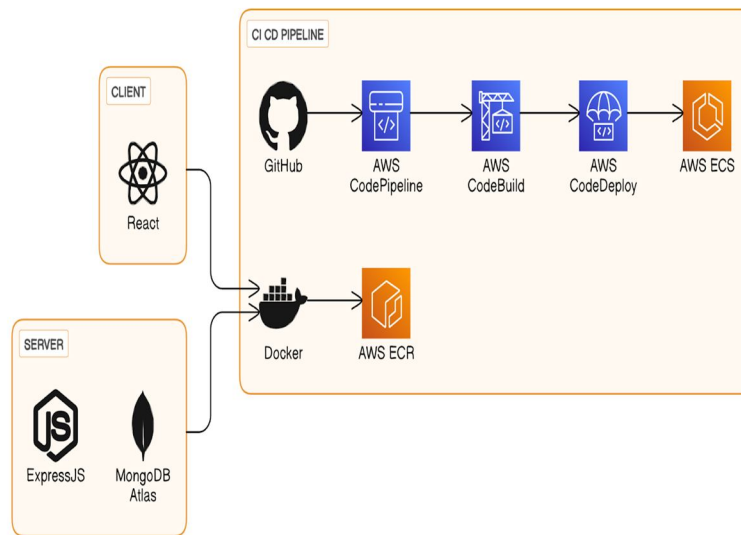


Fig.7 LearnSpace CI/CD Pipeline

F. Execution Flow

LearnSpace's execution flow begins with user management, where new users register and authenticate their accounts. Following authentication, users access personalized learning pathways and utilize an integrated code editor for practice. Collaboration features enable users to work on coding projects, exchange code snippets, and access shared repositories. Additionally, they can access academic notes, research papers, and past papers for academic preparation. This streamlined flow enhances user interaction, knowledge sharing, and collaborative learning on the platform, facilitating seamless academic and professional development.

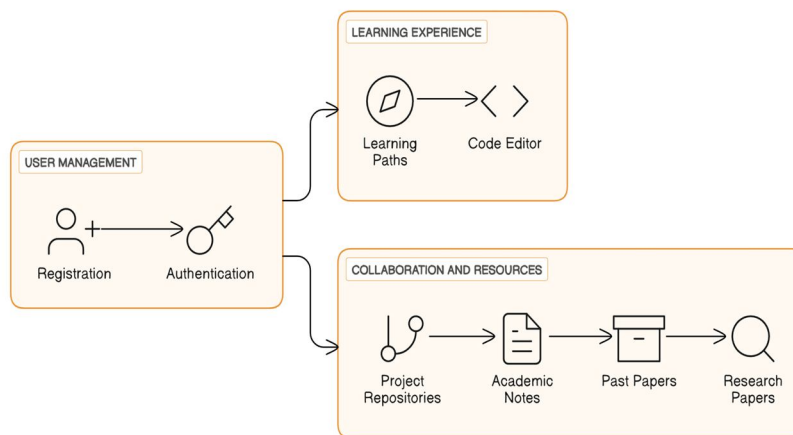


Fig. 8 Learn Space Execution Flow

V. RESULTS

A. Landing Page

The landing page of LearnSpace demonstrated high user engagement, effective conversion rates, and cohesive visual design, facilitating intuitive navigation and encouraging user registration.

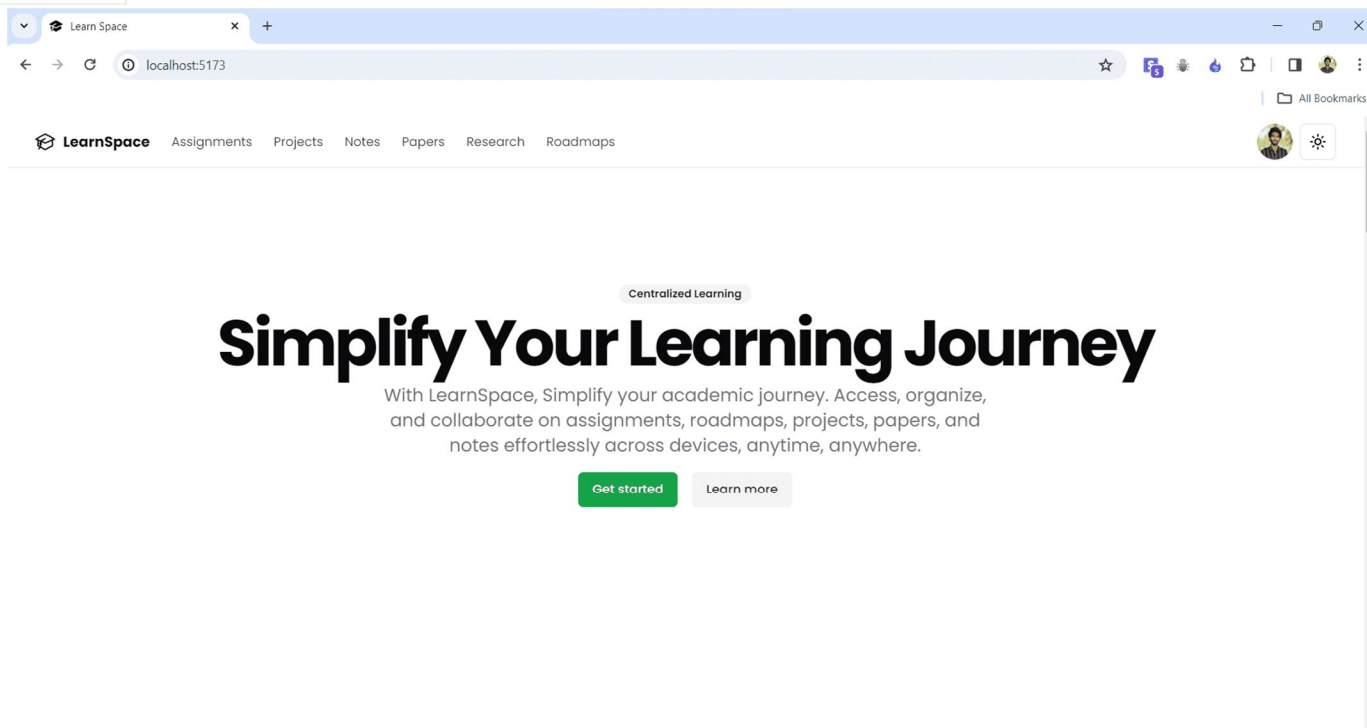


Fig. 9 LearnSpace Landing Page

B. Role-Based Authentication

The sign-in page in LearnSpace ensures role-based authentication, providing secure access tailored to each user's role and permissions within the platform.

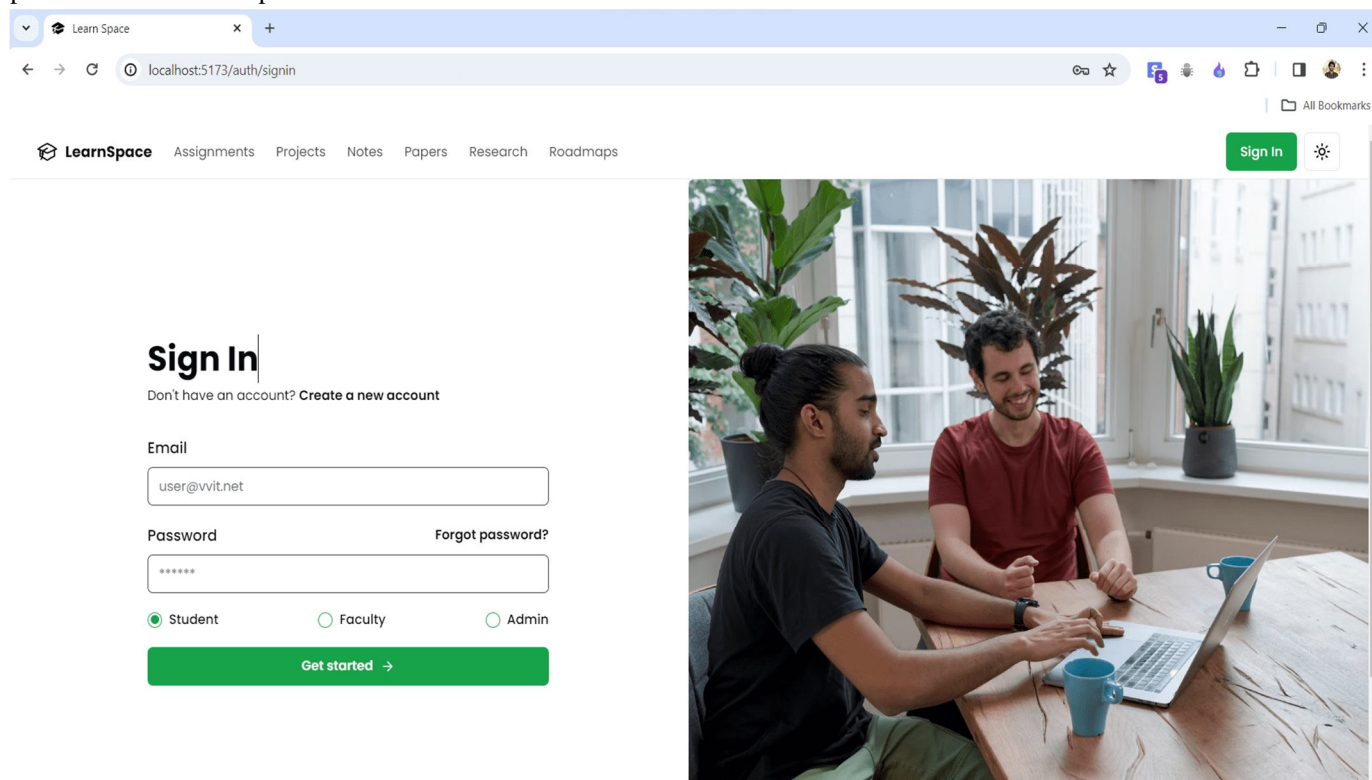


Fig. 10 Sign In view for the user

C. Admin Dashboard

Admins possess the capability to manage students, faculty, resources, and more, ensuring smooth operation and oversight across the platform. Admin adds the faculty members to the application and grants access to them. Admin approves student-uploaded content like projects, notes, research papers, and previous papers to make it visible to other students using the learning space.

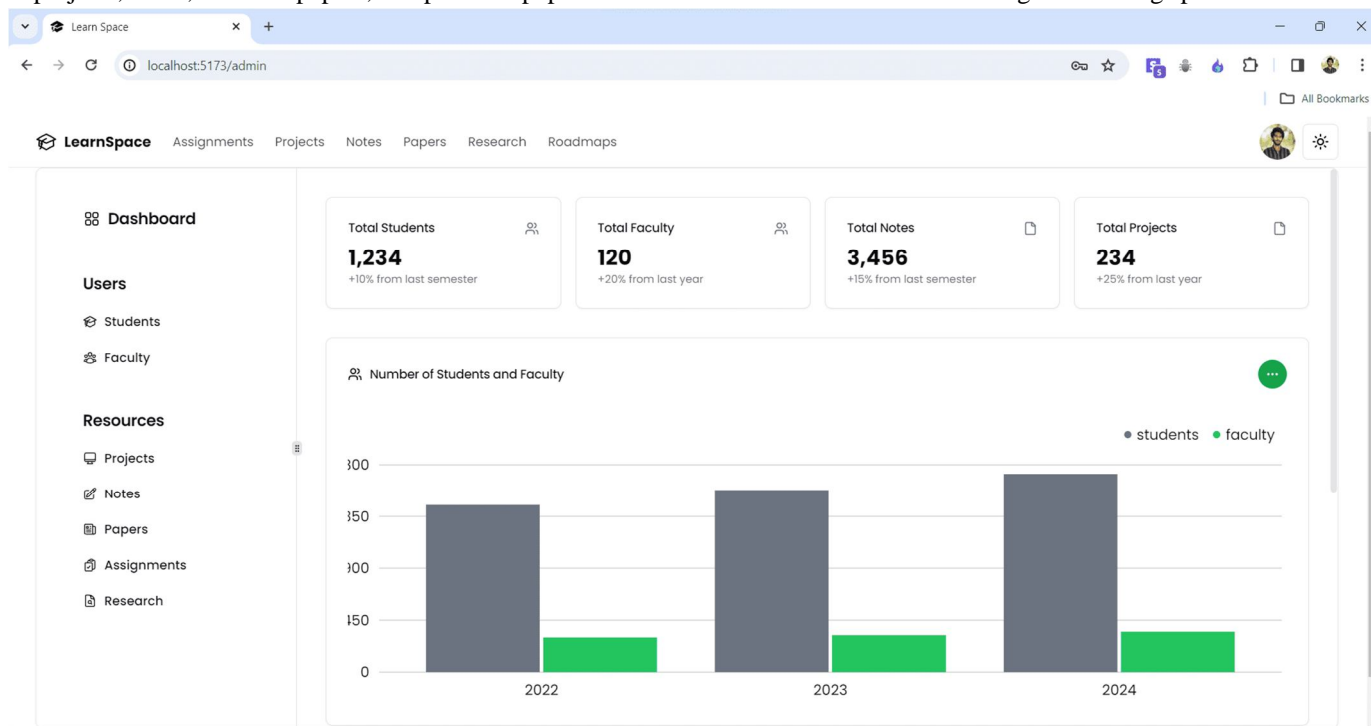


Fig. 11 Admin Dashboard

D. Student Dashboard

Students can upload notes, projects, previous papers, and research papers. The uploaded content is initially private and visible only to the uploaded student. Students can also practice the assignments uploaded by the faculty.

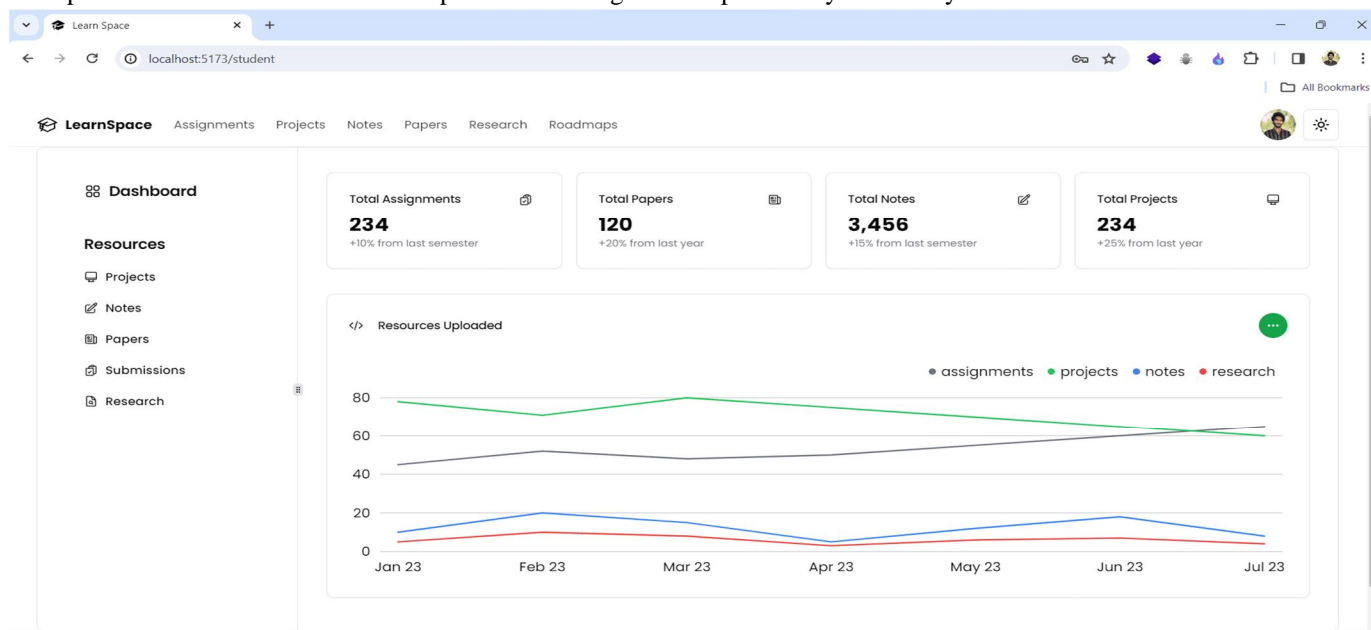


Fig. 12 Student Dashboard

E. Assignment Submission

Students can conveniently practice assignments, compile code directly on the platform, and save their progress once completed.

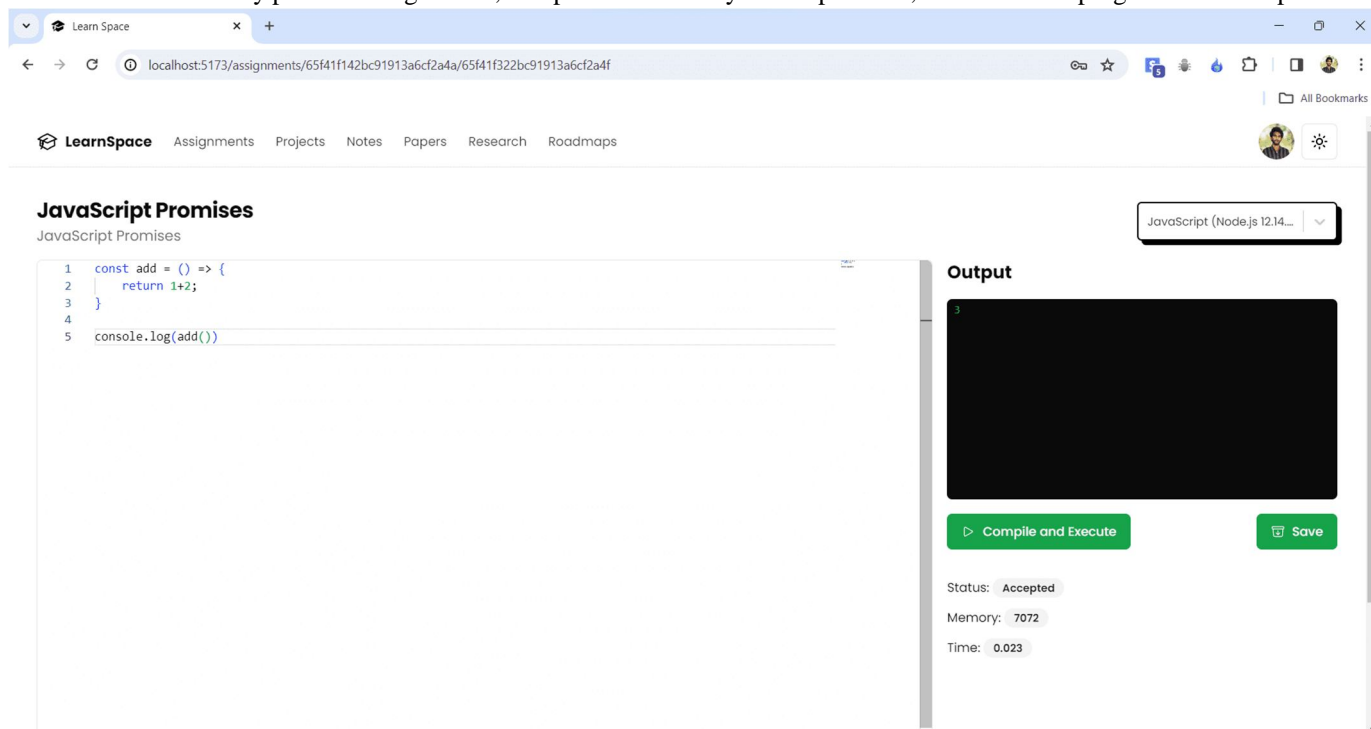


Fig. 13 Assignment Submission

F. Assignment Review

Faculty members can review assignments and monitor student submissions directly from their dashboard.

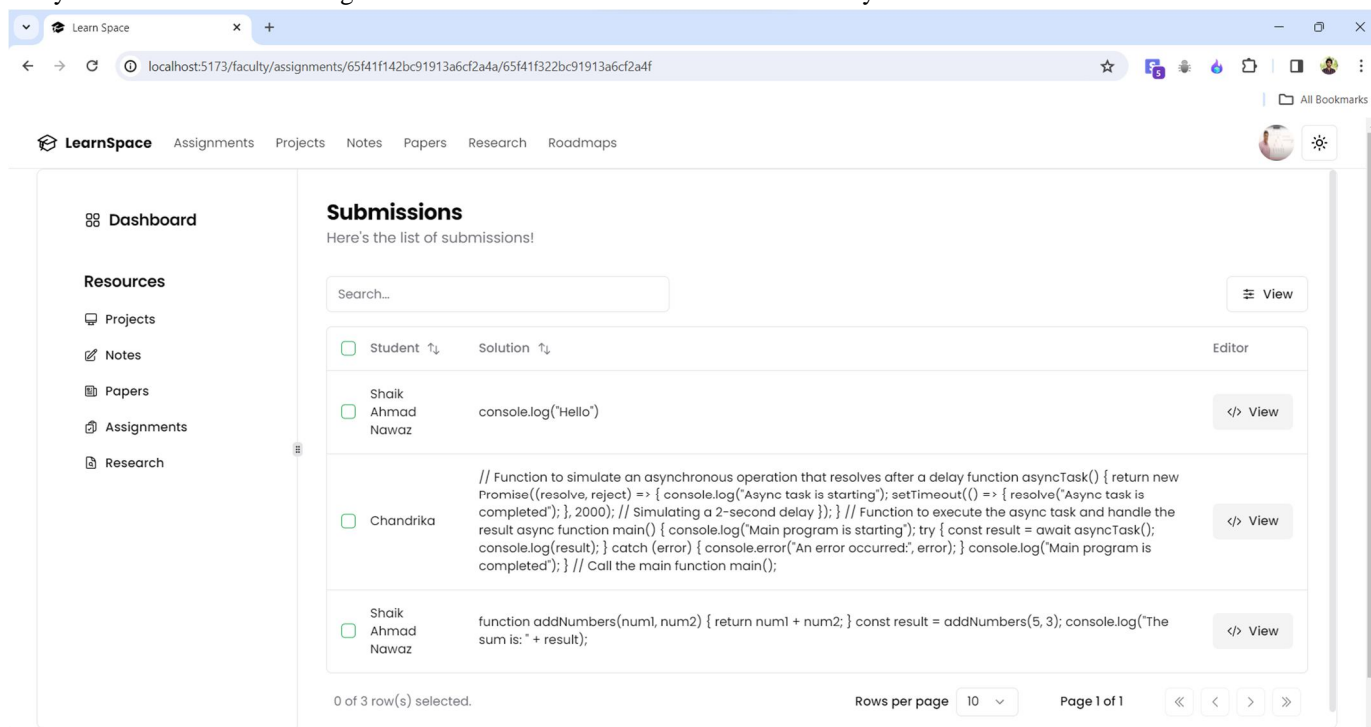


Fig. 14 Faculty Assignment Review

G. Roadmaps

Learning roadmaps have been incorporated, offering curated and up-to-date content to guide users through their learning journey with relevant and structured resources.

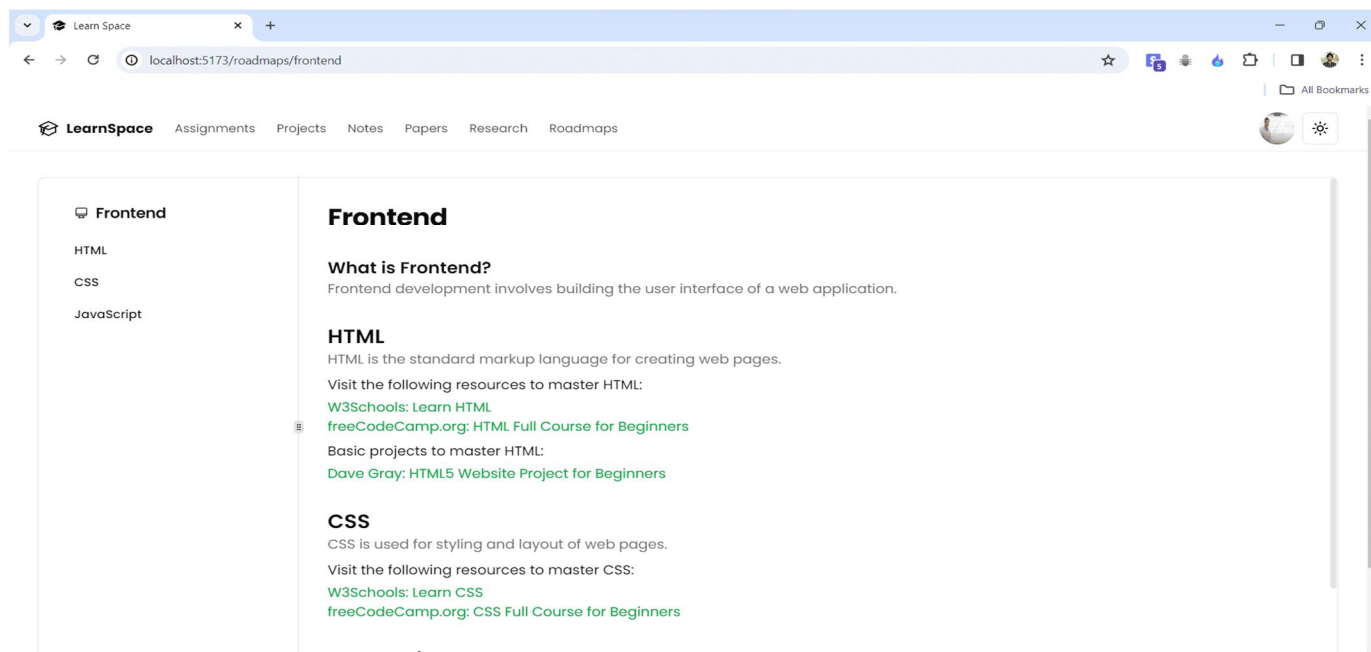


Fig. 15 Roadmaps

H. Project Repository

A project repository feature has been implemented, enabling users to create and manage their project repositories, facilitating collaboration and version control for academic and research projects.

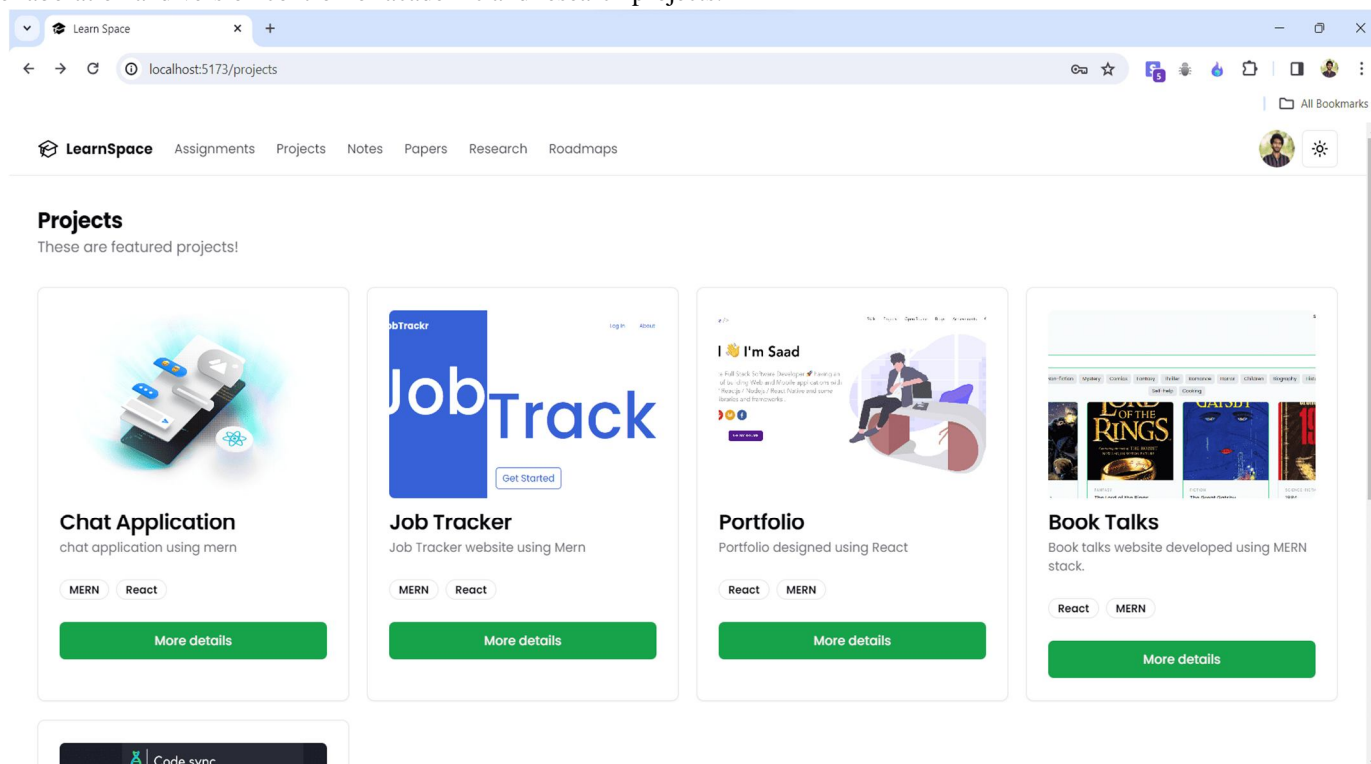


Fig. 16 Project Repository

I. Hand Written Notes

The hand-written notes feature allows users to create, upload, and manage their personal collection of handwritten notes, providing a convenient way to store and organize academic materials for easy access and reference.

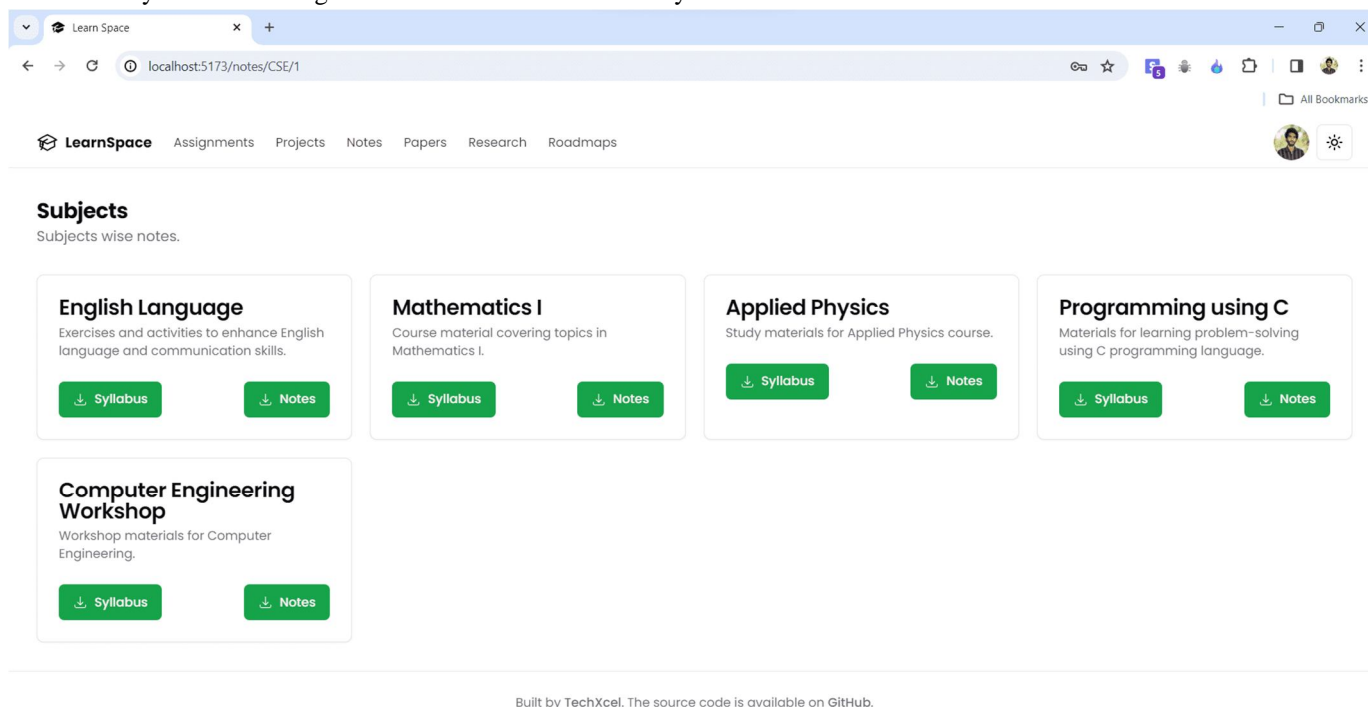


Fig. 17 Hand Written Notes

VI. CONCLUSIONS

In summary, LearnSpace offers a comprehensive solution that enables students, teachers, and institutions to succeed in the digital age, thereby representing a paradigm shift in the way collaborative learning is approached. LearnSpace provides a comprehensive solution that meets the changing demands of the current educational environment. This platform has the potential to revolutionize the way educators and students teach and learn, thanks to its user-centric design, interactive features, and strong infrastructure. Learn Space is well-positioned to influence the future of education and encourage lifetime learning journeys for future generations thanks to its cutting-edge features, user-centric design, and dedication to excellence.

REFERENCES

- [1] Dennis Gannon, Roger Barga and Neel Sundaresan, "Cloud-Native Applications", IEEE Cloud Computing. Volume: 4 no.5.
- [2] A R Sri Nandhini, Alaine Joseph, Ajay S, "Impact of Implementing Cloud Native Applications in Replacement to on-Premise Applications", International Journal of Engineering Research & Technology (IJERT)ISSN:22780181, Vol. 9 Issue 06, June-2020.
- [3] Muhammed Kuliya, Ashok Sharma, Abdulkadir and Taran deep, "A Review of Application of Cloud Computing in Education", Journal of Applied Sciences, Information and Computing Vol. 1, No. 2.
- [4] Md Ibrar, "Analysis of E-Learning System using cloud-based Technology", Journal of Emerging Technology and Innovative Research January 2017, Volume 4.
- [5] Muhammad Mannir Ahmad Getso and Riyaz Ahamed Ariyaluran Habeeb, "Applications of Cloud Computing in Academic Institutions", International Journal of Information System and Engineering Volume 2, November 2014.
- [6] Vaishali Gentyal, Ritesh patil, Vaishnavi mudaliyar, Gauri kanpurne, and Devyani ambi, "Web Application for College using MERN stack", International Journal of Innovative Research in Technology Volume 9 June 2022.
- [7] Tuncay Ercan, "Effective use of Cloud Computing in educational Institutions", Procedia - Social and Behavioural Sciences, Volume 2, Issue 2, 2010, Pages 938-942.
- [8] Yenduri Harshitha Lakshmi, Kuncham Pushpa Sri Vyshnavi, Shaik Fyzulla, Dr Yalamanchili Sangeetha, "A Website for a Consultancy using Mern Stack", 2023 3rd International Conference on Smart Data Intelligence.
- [9] Neenad Sahasrabuddhe, Sanskar Khandelwal, Neha Purohit, Rishika Jain, Sonali Kalekar, Dr. Ashish K Sharma, "Print-OnTheGo Remote Printing Application using MERN Stack", 2023 4th International Conference for Emerging Technology (INCET) Belgaum, India. May 26-28, 2023.



- [10] Dr. Poornima Mehta, Harsh Kumar, Amit Sharma, "STUDY POINT WEBSITE USING MERN STACK", International Research Journal of Modernization in Engineering Technology and Science. Volume 5.
- [11] Saijal Gupta, Gaurav Kumar, Akshaya Renganathan, Pooja, Akshay Jain, "Online College Portal using MERN Stack", International Journal for Modern Trends in Science and Technology.
- [12] Dr. Ritesh Patil, Vaishali Gentyal, Vaishnavi Mudaliar, Gauri Kanpurne, Devyani Ambi, "College Website Using MERN Stack", Journal for Research in Applied Science and Engineering Technology. 13 April 2022.



10.22214/IJRASET



45.98



IMPACT FACTOR:
7.129



IMPACT FACTOR:
7.429



INTERNATIONAL JOURNAL FOR RESEARCH

IN APPLIED SCIENCE & ENGINEERING TECHNOLOGY

Call : 08813907089  (24*7 Support on Whatsapp)