



iJRASET

International Journal For Research in
Applied Science and Engineering Technology



INTERNATIONAL JOURNAL FOR RESEARCH

IN APPLIED SCIENCE & ENGINEERING TECHNOLOGY

Volume: 10 Issue: VII Month of publication: July 2022

DOI: <https://doi.org/10.22214/ijraset.2022.45519>

www.ijraset.com

Call:  08813907089

E-mail ID: ijraset@gmail.com

Diagnosis of Facial Recognition Using Deep Transfer Learning

Miss. Bindu BR¹, Mrs. Renuka Malge²

¹PG Scholar, VTU, CPGBS, MUDDENAHALLI, CHIKKABALLAPUR-562101

²Asst. Professor, Dept. Of CSE (MCA), VTU, CPGBS, MUDDENAHALLI, CHIKKABALLAPUR-562101

Abstract: *The connection among the face and infection that has been investigated a shockingly prolonged stretch of time back, which prompts the event. The objective is to explore the chance seeing contaminations by utilizing an unstructured 2D face pictures with critical figuring out frameworks. this paper, we recommend using huge exchange obtaining from feature assertion to play out the PC helped facial confirmation on different infections. In the tests, we play out the PC maintained facial considering on single (betathalassemia) and different sicknesses (beta-thalassemia, hyperthyroidism, Down syndrome, and leprosy) a genuinely little dataset General ahead of everyone else exactness by basic trade in view of facial confirmation shows up at much than 90%, beating the two clinicians and normal AI structures in the starters. In obliging, collecting a tangle of unambiguous face photos is confused, unnecessary, and tedious, and powers moral snags by prudence of the treatment of individual data. Accordingly, the face educational files finding related Investigations are classified and for the most part insignificant separating and the ones of other AI application locale. The headway of critical exchange applications of face recognition in learning with a small dataset could give an irrelevant expense and simple way for jumble screening and disclosure.*

Keywords: *Deep transfer learning for facial diagnosis, betathelasmia, leprosy, hyperthyroidism, and down syndrome.*

I. INTRODUCTION

A long time back, he Huangdi Nei Jing, a basic wellspring of clinical show in Chinese medicine, detailed how Twelve Channels, 300, and 65 Collaterals' qi and blood all go to face and embed to the Kongqiao (The seven facial openings). It exhibits that even in enormous regions, the fierce modifications of the inner organs might be seen. Moreover, in China, a gifted expert can recognize a patient's whole body and close by wounds by taking a gander at the patient's facial parts, which is known as facial finding. Comparable hypotheses additionally existed in antiquated India and old Greece. These days, facial conclusion alludes to that professionals perform infection analysis by noticing facial elements.

The lack of facial end is getting a high exactness facial finding anticipates that experts should have a ton of realistic experience. Current clinical explores show that, to be sure, numerous sicknesses will communicate comparing explicit highlights on human appearances. Recently, significant learning development chips away at the moment in various district of extraordinary displays in PC vision.

Profound learning breathed life Human characters are intended to utilize a special construction improvement to do nonlinear data taking care of and recognizance for include learning. ImageNet is where it has performed at its best. Large scale visual recognition challenge (ILSVRC) from 2012. As the test advances, a few exemplary profound brain network models showed up like AlexNet, VGGNet, ResNet, Inception-ResNet and SENet. A outcomes of ILSVRC totally showed how significant growing experiences can all the more really move the regular information on the information than learning highlights alone. counterfeit elements. Deep learning is currently one of the newest patterns being researched by artificial intelligence.

II. RELATED WORK

Nowadays, it is at this point difficult for people to do a clinical evaluation on various commonplace in juvenile locale due to the limited clinical resources, the prompts concedes in treatment overall. Indeed, even in cities, constraints including the significant expense, long lining time in clinic and the specialist patient inconsistency which prompts clinical questions actually exist. PC supported facial determination empowers us to complete harmless screening and identification of illnesses rapidly and without any problem. In this way, in the event that facial conclusion can be demonstrated successful with a satisfactory blunder rate, it will accompany extraordinary potential. With the assistance of man-made consciousness, we could investigate the connection among face and illness with a quantitative methodology.

A. Existing System

Picture Net is a dataset of more than 15 million marked high-All the investigates performed parallel grouping with great outcomes on the discovery of one explicit illness. However Patient testing datasets have little differentiation and are used in a variety of applications.

Furthermore, a large portion of them utilized handcraft highlights and standard AI methodologies. Boehringer et al. utilized direct discriminant investigation to accomplish more than 75.7% characterization exactness for a PC based finding among the 10 problems (LDA) . Gurovich et al. made the DeepGestalt facial examination structure, which utilizes north of 26,000 patient cases to prepare a profound convolutional brain organization (DCNN) to gauge likenesses to different hereditary sicknesses.

B. Proposed Framework

We depict the advancement used in the method. For getting an unrivaled show on the contamination acknowledgment, a portion of the time we maintain that a pre taking care of procedure should dispose of really look at variables to make For the CNN input, frontalized face pictures of reasonable scale are utilized to stress the facial finish positively.

We utilize two colossal exchange learning structures with regards to dealing with the pre information. The dataset for Disease-Specific Faces (DSF) utilized incorporates illness unequivocal face pictures which are gathered from proficient clinical scatterings, clinical discussions, clinical districts and clinical focuses with clear trademark result.

C. In the by and Large pre-overseeing Structure

By involving a face identifier in Open CV that depends on Histogram of Oriented Gradients (HOG) features and a direct SVM classifier, we achieve face affirmation on the especially 2D face photographs. An affecting box containing the face distinguished is the result of the face interest.

Then, at that point, to get the bearing information, we kill 68 facial achievements utilizing the Dlib library, which are made out of the temples, eyes, dazzling, increase, bring down a piece of the nose, lines of the lips, and jaw.

Setting up a CNN with next to no coordination will prompt over-fitting in light of the fact that the status information is for the most part without any trace of face assessment. Applying the information acquired while overseeing one issue to an alternate however comparative issue is known as move learning.

III. MATERIALS AND METHODS

Convolutional Neural Networks (ConvNet/CNNs) are Deep Learning models that can consolidate an information outline, give out significance (learnable weights and tendencies) to different points of view/objects in the picture and have the decision to disconnect one from the other. The pre-dealing with expected in a ConvNet is a lot of lower when stood apart from other social event assessments. While in harsh systems channels are hand-arranged, with enough course of action, ConvNets can get ability with these channels/credits.

A. VGG16 Convolution Neural Network(CNN)

Convolutional Neural Network (CNN) arranging known as VGG16 was utilized to win the ILSVR (Imagenet) challenge in 2014. It is believed to be one of the most founding vision model game plans of all time.

The most part of VGG16 is that, as opposed to zeroing in on having an enormous number of hyper-limits, they reliably utilized a similar padding and maxpool layer of a 2x2 channel of stage 2 and convolution layers of 3x3 channel with stage 1. All through the whole course of action, it reliably utilizes convolution and greatest pool layers. It has two FC (totally related layers) at the end, trailed by a softmax for yield.

The 16 in VGG16 recommends that there are 16 layers with loads. This association is huge alliance and it has around 138 million (approx) limits.

B. RF (Random Forest)

The Random Forest Algorithm's capability in accordance with handle facts units together with each continuous variables, namely between regression, and specific variables, as into classification, is some over its nearly imperative qualities. In phrases concerning classification issues, that can provide excellent outcomes. We must first have a look at the ensemble technique in kilter to know how the random forest functions. Ensemble truly refers in imitation of the blending concerning various models.

C. Support Vector Machine

The most well-known and frequently toughness utilized desktop education algorithm is the help vector desktop (SVM). This supervised learning model can carry out both classification and regression operations. However, In machine learning, classification issues are its main application cases. Gandhi (2018) . The best decision boundary or line is what the SVM algorithm seeks to produce. It is capable of classifying n-dimensional space.

D. Deep Transfer Learning

Deep learning frameworks need a large amount of data to get precise results; as a result, data is handled as massive informational collections. While processing data, bogus brain networks can aggregate information with replies obtained through a series of twofold obvious or false questions, including extremely sophisticated math computations. Facial recognition software, for example, operates by learning how to recognize and perceive the edges and lines of countenances, then increasingly large chunks of countenances, and finally general depictions of countenances. Over time, the software trains itself, increasing the chance of correct replies. In this case, the facial recognition computer will exactly recognize faces over time.

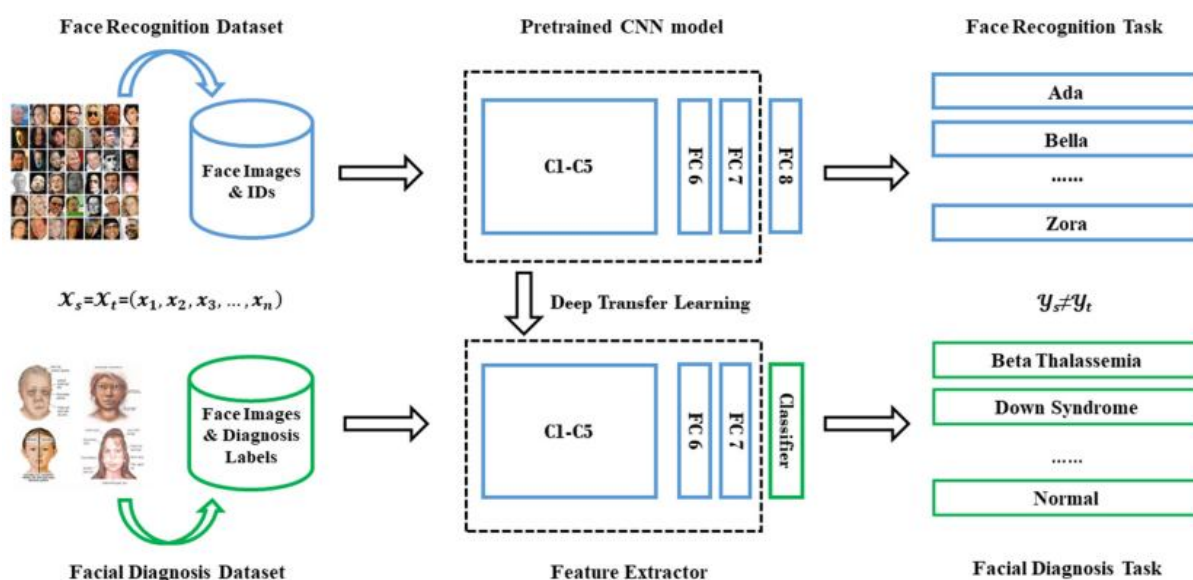


Fig1: schematic graph of facial conclusion by profound exchange learning

The following four diseases are discussed in this work, together with the related health controls, to perform the validation:

- 1) **Beta-Thalassemia:** Beta-Thalassemia is one of the most pervasive acquired blood problems on the planet. It is a hereditary blood sickness welcomed on by flawed hemoglobin union. Individuals from the Mediterranean, the Middle East, South Asia, Southeast Asia, and Latin America are especially inclined to it. Early identification of thalassemia is fundamental on the grounds that the condition can be deadly in earliest stages if untreated. Thalassemia comes in two assortments: alpha () and beta (). Beta-thalassemia is an autosomal latent condition that is gotten on by transformations the HBB quality, which is situated on chromosome 11 and encodes the beta-globin protein. One of every 100,000 individuals all around the world are remembered to have indicative beta-thalassemia every year. Clinical examinations have shown that beta-thalassemia could create bone issues. deformities is one of the most predominant acquired blood problems in the deformities, especially in the face. Little eye openings, epicanthal folds, a low nasal extension, a level midface, a short nose, a smooth philtrum, a dainty upper lip, and a lacking jaw are normal facial elements of beta-thalassemia.
- 2) **Hyperthyroidism:** Excessively high measures of the thyroid chemicals T3 and T4, which can influence the body's working in different ways, cause hyperthyroidism, a typical endocrine problem. The meta-assessment discovered that the typical normality rate is 0.75 percent and the recurrence rate is 51 for each 100,000 people yearly. On the off chance that hyperthyroidism isn't treated as soon a possible, it will advance to turn out to be progressively tricky and may possibly imperil the patient's life. The regular facial side effects of hyperthyroidism incorporate subsiding hair, blazing, anticipating, or gazing eyes, a bigger visual cut, diminished glimmering, dread, bewilderment, and exhaustion.

- 3) *Down Syndrome (DS)*: Down syndrome is an innate issue obtained by chromosome 21 trisomy. One child out of every 1,000 routinely experiences DS. Real advancement delays, difficult to manage learned helplessness, and the extraordinary face are among the common secondary effects. The typical facial features of DS include a larger head that protrudes from the face, a palpebral cleft that tends to rise, epicanthal folds, Brushfield spots, low-set, little dropped ears, a leveled out nasal stage, a short, wide nose with a beat root and full tip, a negligible oral pit with expanded alveolar edges and a meagre sense of taste, a small jaw, and a short neck down.
- 4) *Leprosy*: *Mycobacterium leprae*, a sluggish creating kind of microorganisms, causes jumble (otherwise called Hansen's disease), which is a serious pollution. Contamination will bring about losing sensations of anguish, shortcoming, and discouraging visual perception in the event that the distant doesn't distinguish gainful treatment. The World Health Organization gauges that till 2017, there are around 180,000 individuals who are messy, most of whom are in Africa and Asia. The regular facial side effects of sickness incorporate granulomas, thinning up top, eye torment, fair skin patches, and facial winding (for example loss of nose).

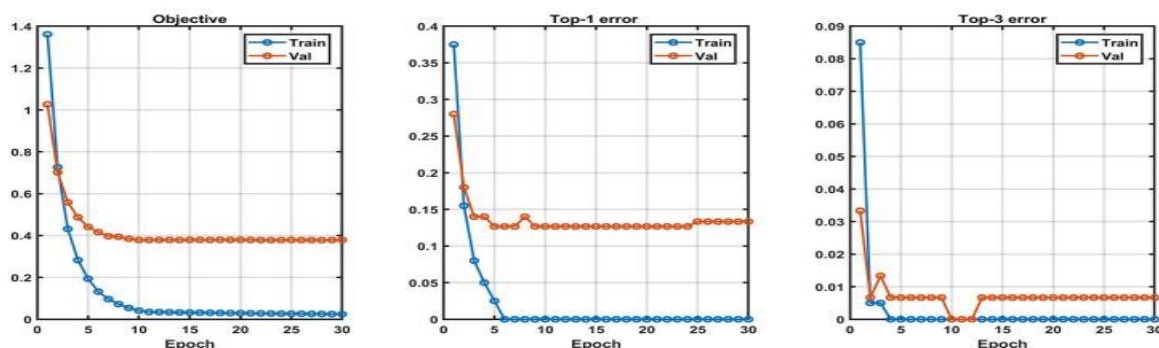


Fig 2: The method of adjusting the pretrained VGG-Face model.

IV. RESULT AND DISCUSSION

A. Various Disease Detection

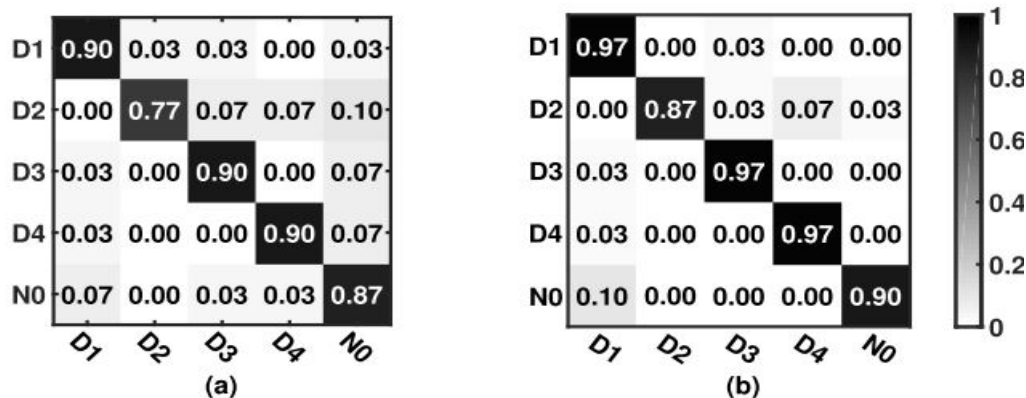


Fig3: The disarray network for recognizing different issues (a multiclass task for social event). VGG-Face (a) in DTL1 (Fine-tuning). (b) SVM Linear DTL2 with VGG-Face (Feature Extractor). D1 portrays the face. well defined for beta-thalassemia, D2 for the face intended for hyperthyroidism, D3 for the face intended for Down condition, D4 for the face intended for disease, and N0 for the face well defined for the solid control.

The capacity to perceive or test for different diseases at the same time could altogether increment viability. The whole dataset for this situation has precisely 350 pictures, with 70 pictures for each sort of appearance. This data is furnished to assist with additional numerical assessment. A sum of 200 photographs, 40 of each kind, are utilized in the planning cycle. For the testing framework, a sum of 150 pictures — 30 of each sort — are utilized. It is a task with different classes.

The general top-1 correctnesses can be all accomplished, as indicated by our examination of all chosen AI draws near, by applying the profound trade learning procedures to again utilizing the VGG-Face model. Moreover, in contrast with DTL1: Using VGG-Face and DTL2, The exactness tendency of VGG-Face as a part extractor is 93.3 percent: The VGG-Face model's DTL1 and DTL2 confusion cross sections in this work serve as evidence that the calibration in this task. Beta-thalassemia explicit face is addressed by D1, hyperthyroidism explicit face is addressed by D2, DS explicit face is addressed by D3, illness explicit face is addressed by D4, and solid control is addressed by N0. Four of the thirty pictures contain a hyperthyroidism-explicit face in real life but are of different types, indicating that a by and large, the classifier finds it trying to recognise hyperthyroidism from facial pictures, as shown by the line in the disarray grid showing the anticipated classes and the segment in the disarray network demonstrating the genuine classes. The classifier has a typically great exactness for recognising beta-thalassemia, Down syndrome, and illness.

B. Future Scope

In future, we will keep on finding profound facial determination successfully with the assistance of information expansion strategies. believe that a steadily expanding number of contaminations can be distinguished gainfully by face photographs.

V. CONCLUSION

A developing number of exploration have demonstrated that PC upheld facial acknowledgment is an expected strategy for diagnosing and identifying contaminations. To distinguish PC upheld facial end absolutely and support them on single ailment and various issues with areas of strength for the, we present significant exchange gaining from face attestation methodology this review. Since there is a little The exploratory discoveries of above 90% precision in the face end dataset have exhibited the viability of CNN as a section extractor. is the most reasonable critical exchange growing experience. It can fairly resolve the general issue of an absence of information in the facial tracking down space.

REFERENCES

- [1] P. U. Unschuld, Huang Di Nei Jing Su Wen: Nature, Knowledge, Imagery in an Ancient Chinese Medical Text: With an Appendix: The Doctrine of the Five Periods and Six Qi in the Huang Di Nei Jing Su Wen. Univ of California Press, 2003.
- [2] A. Krizhevsky, I. Sutskever, and G. E. Hinton, "Imagenet classification with deep convolutional neural networks," in Advances in neural information processing systems, 2012, pp. 1097–1105.
- [3] C. Szegedy, W. Liu, Y. Jia, P. Sermanet, S. Reed, D. Anguelov, D. Erhan, V. Vanhoucke, and A. Rabinovich, "Going deeper with convolutions," in Proceedings of the IEEE conference on computer vision and pattern recognition, 2015, pp. 1–9.
- [4] K. Simonyan and A. Zisserman, "Very deep convolutional networks for large-scale image recognition," arXiv preprint arXiv:1409.1556, 2014.
- [5] K. He, X. Zhang, S. Ren, and J. Sun, "Deep residual learning for image recognition," in Proceedings of the IEEE conference on computer vision and pattern recognition, 2016, pp. 770–778.
- [6] C. Szegedy, S. Ioffe, V. Vanhoucke, and A. A. Alemi, "Inception-v4, inception-resnet and the impact of residual connections on learning," in Thirty-first AAAI conference on artificial intelligence, 2017.
- [7] F. Schroff, D. Kalenichenko, and J. Philbin, "Facenet: A unified embedding for face recognition and clustering," in Proceedings of the IEEE conference on computer vision and pattern recognition, 2015, pp. 815–823.
- [8] Y. Taigman, M. Yang, M. Ranzato, and L. Wolf, "Deepface: Closing the gap to human-level performance in face verification," in Proceedings of the IEEE conference on computer vision and pattern recognition, 2014, pp. 1701–1708.
- [9] "Disease-specific faces." [Online]. Available: <http://dx.doi.org/10.21227/rk2v-ka85>
- [10] J. Liu, Y. Deng, T. Bai, Z. Wei, and C. Huang, "Targeting ultimate accuracy: Face recognition via deep embedding," arXiv preprint arXiv:1506.07310, 2015.



10.22214/IJRASET



45.98



IMPACT FACTOR:
7.129



IMPACT FACTOR:
7.429



INTERNATIONAL JOURNAL FOR RESEARCH

IN APPLIED SCIENCE & ENGINEERING TECHNOLOGY

Call : 08813907089  (24*7 Support on Whatsapp)