



# **iJRASET**

International Journal For Research in  
Applied Science and Engineering Technology



---

# **INTERNATIONAL JOURNAL FOR RESEARCH**

IN APPLIED SCIENCE & ENGINEERING TECHNOLOGY

---

**Volume: 13    Issue: XI    Month of publication: November 2025**

**DOI: <https://doi.org/10.22214/ijraset.2025.75830>**

**[www.ijraset.com](http://www.ijraset.com)**

**Call:  08813907089**

**E-mail ID: [ijraset@gmail.com](mailto:ijraset@gmail.com)**

# Effect of Sugarcane Bagasse Ash on Strength Properties of Concrete

Kunal Katare<sup>1</sup>, Sourav Tyagi<sup>2</sup>, Nitin Tyagi<sup>3</sup>, Priyanshu Yadav<sup>4</sup>, Shashank Gupta<sup>5</sup>, Mukesh Pandey<sup>6</sup>, Farhan Rahman<sup>7</sup>

Department of Civil Engineering, ITM University, Gwalior, India

**Abstract:** *The present study focuses on the utilization of Sugarcane Bagasse Ash as replacement material for cement in concrete production. Sugarcane Bagasse ash contains high amorphous silica content and aluminium ion. For experimental investigations, Sugarcane bagasse ash and its chemical properties are obtained from KCP sugar factory, Madhya Pradesh. Ordinary Portland cement was partly replaced by sugarcane bagasse ash in the ratio of 0%, 5%, 10%, 15%, 20% and 25% by weight and the influence of Sugarcane bagasse ash as a partial replacement material has been examined on fresh concrete tests by Compaction factor test and Slump cone test as well as on hardened concrete with tests for Compressive strength, Split tensile strength, Flexural strength. The results indicate that inclusion of Sugarcane Bagasse Ash in concrete up to 20% level significantly enhanced the strength of concrete. The highest strength was obtained at 10% Sugarcane bagasse ash replacement level.*

## I. INTRODUCTION

Regular concrete is often produced with four components namely, a) cement and b) water, together acting as binder, c) crushed stone and d) natural sand and sometimes other cementitious and chemical admixtures. The aggregates are relatively inert filler materials, which occupy 70% to 80% of the concrete and can therefore be expected to have influence on its properties. The proportion of these components, the paste and the aggregate is controlled by the strength, durability of the desired concrete, the workability of the fresh concrete and the cost of the concrete.

Agricultural wastes like wheat straw ash, rice husk ash, hazel nutshell and Sugar Cane Bagasse Ash (SCBA) contribute for the development of concrete by acting as pozzolanic materials [4]. Presently, the study is to utilize SCBA, the waste from sugar industry. When this waste is burned at around 600-800°C, it produces ash containing large amount of amorphous silica having pozzolanic properties. So, it is conceivable to use SCBA as cement replacement material to improve concrete properties like workability and strength. Utilization of different cementitious materials along with SCBA for the production of SCBA blended cements confers to get sustainable concrete. Tremendous quantities of SCBA are obtained as by-product from combustion in sugar industries; Therefore, SCBA is suitable supplementary cementitious material for use in concrete. Ontogeny of population, growing urbanization, and the mounting standard of living due to technological inventions are the reason for an increase in the quantity and variety of solid wastes generated by mining, domestic industrial and agricultural activities [7]. Annually, Asia alone produces 4.4 billion tonnes of solid waste [9]. The second largest producer of SCBA is India (44,000 tonnes/day) [1].

SCBA mainly contains reactive silica and can be used as pozzolanic material in concrete. The main components of raw bagasse are silica (60–75%), K<sub>2</sub>O, CaO and other minor oxides including Al<sub>2</sub>O<sub>3</sub>, Fe<sub>2</sub>O<sub>3</sub>, and SO<sub>3</sub> [3, 5, 8]. Low specific gravity (1.8–2.1) of raw bagasse ash may be due to of large amount of lightweight unburnt particles [4, 8]. The pozzolanic activity of SCBA mainly depends on its particle size and fineness [2, 4].

This paper investigates the impact of SCBA in concrete by partially replacing SCBA with cement in the ratio of 0%, 5%, 10%, 15%, 20% and 25% by weight for M25 grade of concrete. The experimental study examines the slump of the fresh concrete, compaction factor, compressive strength, split tensile strength, flexural strength, and modulus of elasticity.

Regular concrete is often produced with four components namely, a) cement and b) water, together acting as binder, c) crushed stone and d) natural sand and sometimes other cementitious and chemical admixtures. The aggregates are relatively inert filler materials, which occupy 70% to 80% of the concrete and can therefore be expected to have influence on its properties. The proportion of these components, the paste and the aggregate is controlled by the strength, durability of the desired concrete, the workability of the fresh concrete and the cost of the concrete.

Agricultural wastes like wheat straw ash, rice husk ash, hazel nutshell and Sugar Cane Bagasse Ash (SCBA) contribute for the development of concrete by acting as pozzolanic materials [4].

Presently, the study is to utilize SCBA, the waste from sugar industry. When this waste is burned at around 600-800°C, it produces ash containing large amount of amorphous silica having pozzolanic properties. So, it is conceivable to use SCBA as cement replacement material to improve concrete properties like workability and strength. Utilization of different cementitious materials along with SCBA for the production of SCBA blended cements confers to get sustainable concrete. Tremendous quantities of SCBA are obtained as by-product from combustion in sugar industries; Therefore, SCBA is suitable supplementary cementitious material for use in concrete. Ontogeny of population, growing urbanization, and the mounting standard of living due to technological inventions are the reason for an increase in the quantity and variety of solid wastes generated by mining, domestic industrial and agricultural activities [7]. Annually, Asia alone produces 4.4 billion tonnes of solid waste [9]. The second largest producer of SCBA is India (44,000 tonnes/day) [1].

SCBA mainly contains reactive silica and can be used as pozzolanic material in concrete. The main components of raw bagasse are silica (60–75%),  $K_2O$ ,  $CaO$  and other minor oxides including  $Al_2O_3$ ,  $Fe_2O_3$ , and  $SO_3$  [3, 5, 8]. Low specific gravity (1.8–2.1) of raw bagasse ash may be due to of large amount of lightweight unburnt particles [4, 8]. The pozzolanic activity of SCBA mainly depends on its particle size and fineness [2, 4].

This paper investigates the impact of SCBA in concrete by partially replacing SCBA with cement in the ratio of 0%, 5%, 10%, 15%, 20% and 25% by weight for M25 grade of concrete. The experimental study examines the slump of the fresh concrete, compaction factor, compressive strength, split tensile strength, flexural strength, and modulus of elasticity.

## II. MATERIAL DETAILS

### A. Cement

Ordinary Portland Cement (OPC) of 53 grade having specific gravity 3.14 and fineness 1% is used. The Standard consistency of cement is 30.5%. The initial and final setting times are 90 minutes and 162 minutes respectively.

### B. Sugarcane Bagasse Ash

The SCBA used for this investigation was obtained from KCP Sugar factory, Vuyyur, located in Krishna district, Andhra Pradesh. SCBA contains approximately 25% of hemicellulose, 25% of lignin and 50% of cellulose. Each tonne of sugarcane generates approximately 26% of bagasse (at 50% moisture content) and 0.62% of residual ash. The residue after combustion gives a chemical composition dominated by silicon dioxide [10]. The Specific gravity of SCBA was found to be 2.17. Chemical properties of SCBA are shown in Table -1.

Table -1: Chemical Properties of SCBA

Sl.no.	Component	Mass %
1	Silica ( $SiO_2$ )	71.0
2	Alumina ( $Al_2O_3$ )	1.9
3	Ferric Oxide ( $Fe_2O_3$ )	7.8
4	Calcium Oxide ( $CaO$ )	3.4
5	Magnesium Oxide ( $MgO$ )	0.3
6	Potassium Oxide ( $K_2O$ )	8.2
7	Sodium Oxide ( $Na_2O$ )	3.4
8	Phosphorus Pentoxide ( $P_2O_5$ )	-
9	Manganese Oxide ( $MnO$ )	0.2

### C. Fine Aggregate

Regionally available river sand is used and it comes zone II as per Indian standards. The specific gravity of sand is 2.613. Fractions from 4.75mm to 150 $\mu$  are termed as fine aggregate, and the bulk density in loose state and rodded state are 1550.463 kg/m<sup>3</sup> and 1699.945 kg/m<sup>3</sup> respectively.

The percentage of water absorption is 4.562%.

Table -2: Sieve Analysis of Fine Aggregate

Sieve size	Weight retained (kg)	Percentage of weight retained	Cumulative percentage retained	Percentage finer
4.75mm	0.016	3.2	3.2	96.8
2.36mm	0.026	5.2	8.4	91.6
1.18mm	0.068	13.6	22	78
600 $\mu$	0.166	33.2	55.2	44.8
300 $\mu$	0.096	19.2	74.4	25.6
150 $\mu$	0.114	22.8	97.2	2.8
Pan	0.014	2.8	-	0

### D. Coarse Aggregate

The crushed aggregates of 20mm nominal size from the local source is used and its specific gravity is 2.31. The bulk density in loose state and rodded state are 1778.618 kg/m<sup>3</sup> and 1907.981 kg/m<sup>3</sup> respectively. The percentage of water absorption is 0.217%.

### E. Water

The locally available potable water accepted for local construction as per IS: 456-2000 [17] was used in the experimental investigation.

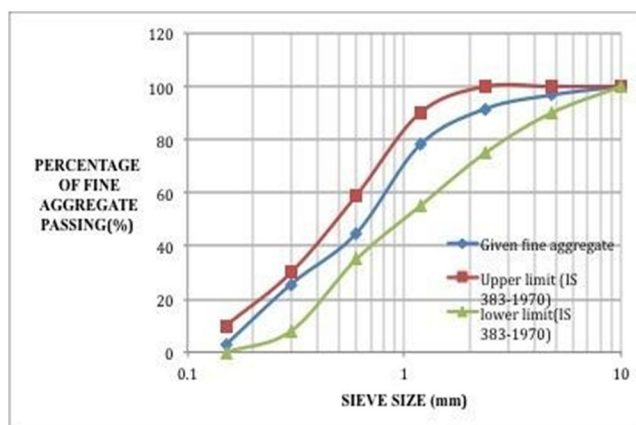


Chart -1: Particle Size Distribution of Fine Aggregate



Table -3: Sieve Analysis of Coarse Aggregate

Sl. no.	Sieve size	Weight retained (kg)	Percentage of weight retained	Cumulative percentage retained
1	80mm	0	0	0
2	40mm	0	0	0
3	20mm	1.34	26.8	26.8
4	10mm	3.66	73.2	100
5	4.75mm	0	0	100
6	2.36mm	0	0	100
7	1.18mm	0	0	100
8	600 $\mu$	0	0	100
9	300 $\mu$	0	0	100
10	150 $\mu$	0	0	100

### III. EXPERIMENTAL INVESTIGATION

Totally 72 concrete specimens were cast, out of which, 18 specimens were cubes, of standard dimensions 150mm\*150mm\*150mm and 18 were prisms with dimensions 400mm\*100mm\*150mm, were casted for compression test and flexural test respectively. Similarly, 36 cylinders of standard dimension 150mm\*300 mm were cast for split tensile test and modulus of elasticity. Three specimens were cast for each percentage of replacement and were cured in the curing tank for 28 days and were tested.

#### A. Mix Details

The mix design of concrete was done as per IS 10262:2009 [21]. Totally six mixes were prepared; one of the mixes with no SCBA content is called the control mix. The remaining five mixes were prepared by replacing cement partially with SCBA at specified ratios for M25 grade of concrete. The mixes were entitled as M0 for control mix and M1 - M5 for concretes with 5%, 10%, 15%, 20% and 25% SCBA respectively. The mix details are outlined in Table-4.

Table - 4: Mix Details

Mix designation	Cement 3 (kg/m )	Fine aggregate 3 (kg/m )	SCBA 3 (kg/m )	Coarse aggregate 3 (kg/m )	W/C ratio	Water 3 (kg/m )
M0	394.320	639.168	0	1192.680	0.50	197.160
M1	374.604	636.502	19.716	1187.705	0.50	197.160
M2	354.888	633.836	39.432	1182.730	0.50	197.160
M3	335.172	631.170	59.148	1177.755	0.50	197.160
M4	315.456	628.504	78.864	1172.780	0.50	197.160
M5	300	624.562	98.580	1165.425	0.50	197.160

### B. Workability

A good-quality concrete should have acceptable workability in the fresh condition and should develop sufficient strength. The workability of the freshly mixed concrete was determined using slump cone test and compaction factor test.

### C. Compressive Strength

Compressive strength of SCBA blended concrete cubes was determined after 28 days curing and tested as per IS 516:1959 [18]. The rate of loading of compressive strength testing machine is 0.5 tonnes/sec.

### D. Split Tensile Strength

Cylinders of size 150mm in diameter and 300mm in length were cast and cured for 28 days. Each split tensile strength result is the average of three specimens. The test was conducted in a compression testing machine as per the Indian code IS 516:1959[18] and the maximum load applied on the specimen at the failure was recorded and the strength was calculated by using appropriate equation.

### E. Flexural Strength

Prism specimens that are cast and cured for 28 days were tested for maximum load. Flexural strength of concrete prism specimens containing various amount of bagasse ash was determined.

### F. Modulus of Elasticity

Modulus of elasticity of cylinder specimens was determined using a compressometer. The Gauge length of compressometer is 200mm and least count of dial gauge is 0.002mm.

## IV. RESULTS AND DISCUSSIONS

### A. Effect of SCBA on Workability

#### 1) Slump Cone Test

Table - 5 shows the slump values for all the concrete mixes. Since the water content was constant in all six mixes, the effect of SCBA on workability of concrete can be better understood. As shown in Chart-2, the workability of concrete increases with the increase in the SCBA content. For control mix concrete, M0 the slump value was obtained as 70 mm, whereas for 25%, the slump was about 160 mm. It means the addition of SCBA content reduces the water demand in concrete.

Table - 5: Workability

% SCBA	Workability	
	Slump (mm)	Compaction Factor
0	70	0.88
5	85	0.91
10	90	0.91
15	100	0.93
20	125	0.94
25	160	0.96

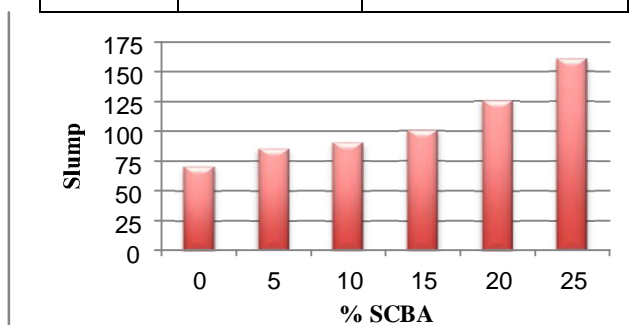


Chart -2: Variation of Slump

### Compaction Factor Test

Chart-3 represents the influence of SCBA content on the compaction factor of all mixes at constant w/c ratio. The results indicate that unlike the M0 mix, other SCBA mixtures had high compaction factor values and acceptable workability.

### B. Compressive Strength

Table-6 indicates the average compressive strength of all six mixes determined at the age of 28 days. Four mixes containing 5%, 10%, 15% and 20%, respectively SCBA showed higher compressive strength than M0 mix, whereas M5 mix indicated lesser compressive strength than the M0 mix because quantity of amorphous silica present in the mixture is higher than the amount needed to react with calcium hydroxide produced during hydration reaction, therefore reducing the overall strength of specimen.

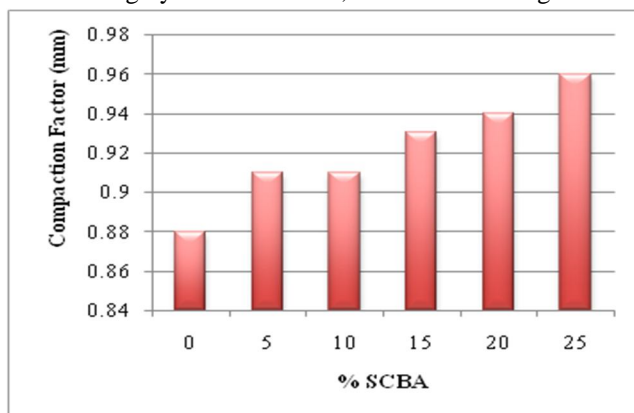


Chart -3: Variation of Compaction Factor

Table -5: Average Compressive Strength

Mix Designation	% SCBA	Average Compressive Strength (N/mm <sup>2</sup> )
M0	0%	33.281
M1	5%	37.351
M2	10%	38.077
M3	15%	36.769
M4	20%	35.752
M5	25%	30.956

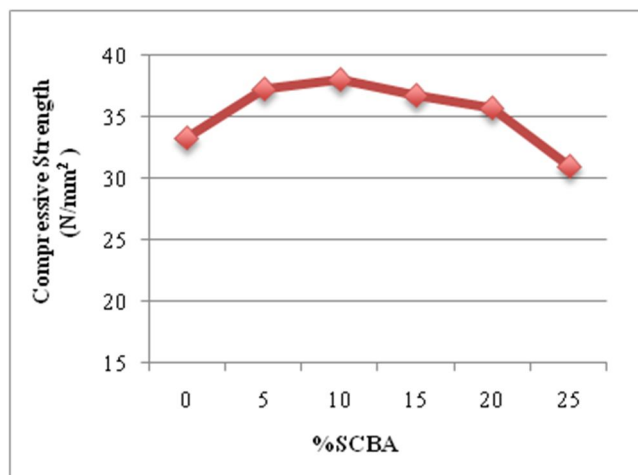


Chart -4: Variation of Compressive Strength

### Split Tensile Strength

The split tensile strength of SCBA blended cement concrete is more than M0 concrete mix up to 20% replacement of cement with SCBA (M4), as shown in Chart-5. Further increase in the level of replacement to 25% lead to marginal reduction in split tensile strength of the concrete, probably due to the dilution effect.

Table -6: Average Split Tensile Strength

Mix Designation	% SCBA	Average Split Tensile Strength (N/mm <sup>2</sup> )
M0	0%	2.102
M1	5%	2.822
M2	10%	3.077
M3	15%	2.938
M4	20%	2.683
M5	25%	1.897

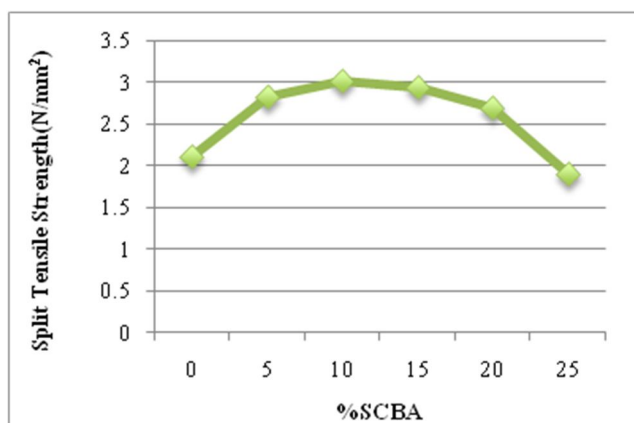


Chart -5: Variation of Split Tensile Strength

### C. Flexural Strength

The results are given in the Table-7, and Chart-6 indicates the variation in flexural strength for different cement replacements with SCBA, respect to control mix concrete. Highest flexural tensile strength is obtained for M2 mix containing 10% SCBA as partial replacement of cement and for M5 mix having 25% SCBA strength it is less than that of control mix.

Table -7: Average Flexural Strength

Mix Designation	% SCBA	Average Flexural Strength (N/mm <sup>2</sup> )
M0	0%	6.065
M1	5%	6.684
M2	10%	6.821
M3	15%	6.718
M4	20%	6.386
M5	25%	5.915



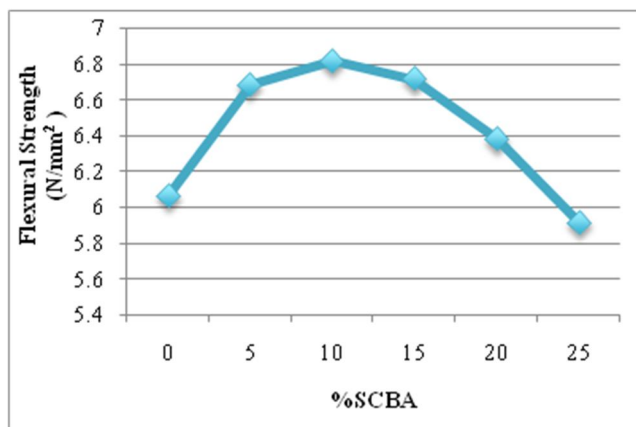


Chart -6: Variation of Flexural Strength

## V. CONCLUSIONS

From the present analysis, I've come to the following conclusion. Up to 20% of OPC can be replaced optimally with well-burnt SCBA without any contrary effect on the desirable properties of concrete.

- 1) Partial replacement of cement by SCBA boosts workability of fresh concrete; therefore use of super plasticizer is not essential.
- 2) The results showed that, the concrete with 10% SCBA replacement after 28 days of curing, showed maximum strength when compared to concrete with other percentage replacement mixes.
- 3) As the flexural tensile strength of SCBA concrete is more it can be used in slabs, beams etc., where higher flexural tensile strength is required.
- 4) In the economic point of view, the cement replaced by SCBA saves money
- 5) Since bagasse ash is a by-product material, its use as a cement replacing material reduces the levels of CO<sub>2</sub> emission by the cement industry. In addition its use resolves the disposal problems associated with it in the sugar industries and thus keeping the environment free from pollution.

## VI. FUTURE WORKS

- 1) The effect of different percentage replacement of cement by SCBA on the properties of the high strength concrete (M35, M40, M45 etc.,) is to be studied.
- 2) Other properties of concrete like heat resistance and shear should be studied. It can also be studied in self- compaction of concrete.
- 3) Durability aspects of SCBA should be studied.
- 4) The behavior of structural elements such as beams, columns and slabs made with sugarcane bagasse ash concrete should also be investigated.

## REFERENCES

- [1] A. Bahurudeen and M. Santhanam, "Sugarcane bagasse ash - An alternative supplementary cementitious material", Proc., International Conference on Advances in Civil Engineering and Chemistry of Innovative Materials, SRM University, Chennai, India, pp. 837- 842, 2014.
- [2] Andrade, "Calculation of chloride diffusion coefficients in concrete from ionic migration measurements", Cement and Concrete Research, Vol. 23, Issue 3, pp. 724-742, 1993.
- [3] Cordeiro, E. Vazquez, Ch.F. Hendricks and G.M.T. Janssen, "Influence of mechanical grinding on the pozzolanic activity of residual sugarcane bagasse ash", Proc., International RILEM conference on the use of recycled materials in building structures, 2004.
- [4] G.C. Cordeiro, R.D. Filho, L.M. Tavares and E.M. Fairbairn, "Effect of calcination temperature on the pozzolanic activity of sugar cane bagasse ash", Construction and Building Materials, Vol. 23, Issue 10, pp. 3301-3303, 2009a.
- [5] G.C. Cordeiro, R.D. Filho, L.M. Tavares and E.M. Fairbairn, "Ultrafine grinding of sugar cane bagasse ash for application as pozzolanic admixture in concrete", Cement and Concrete Research, Vol. 39, Issue 2, pp. 110-115, 2009b.
- [6] G.C. Cordeiro, R.D. Filho, L.M. Tavares and E.M. Fairbairn, "Ultrafine grinding of sugar cane bagasse ash for application as pozzolanic admixture in concrete", Cement and Concrete Research, Vol. 39, Issue 2, pp. 110-115, 2009b.
- [7] J.L. Escalante-Garcia and J.H. Sharp, "The microstructure and mechanical properties of blended cements hydrated at various temperatures", Cement and Concrete Research, Vol. 31, Issue 5, pp. 695-702, 2001.
- [8] J. Payá, J. Monzó, M.V. Borrachero, L. Díaz-Pinzón, L.M. Ordóñez, "Sugar-cane bagasse ash (SCBA): studies on its properties for reusing in concrete production", Journal of chemical technology and biotechnology, Vol. 77, Issue 1, pp. 321-325, 2002.

- [9] K. Ganesan, K. Rajagopal and K. Thangavel, "Evaluation of bagasse ash as supplementary cementitious material", *Cement and Concrete Composites*, Vol. 29, pp. 515–524, 2007.
- [10] M. Frias, V. Ernesto and S. Holmer, "Brazilian sugar cane bagasse ashes from the cogeneration industry as active pozzolans for cement manufacture", *Cement and Concrete Composites*, Vol. 33, Issue 4, pp. 490-496, 2011.
- [11] Nuntachai Chusilp, Chai Jaturapitakkul and Kraiwood Kiattikomol, "Utilization of bagasse ash as a pozzolanic material in concrete", *Construction and Building Materials*, Vol. 23, pp. 3352–3358, 24 July 2009.
- [12] P. Asokan, M. Saxena and S.R. Asolekar, "Solid wastes generation in India and their recycling potential in building materials", *Building and Environment*, Vol. 42, Issue 6, pp. 2311–2320, 2007.
- [13] R. Somna, C. Jaturapitakkul, P. Rattanachu and W. Chalee, "Effect of ground bagasse ash on mechanical and durability properties of recycled aggregate concrete", *Materials and Design*, Vol. 36, pp. 597–603, 2012.
- [14] S. Yoshizawa and M. Tanaka, "Estimation and prediction of generation of solid waste in the world", *Proc., Annual Meeting of Japan Society of Waste Management Experts, Japan Society of Material Cycles and Waste Management (JSMCWM)*, Tokyo, Japan, pp. 38–40, 2004.
- [15] U. R. Kawade, V. R. Rathi and Vaishali Girge, "Effect of use of bagasse ash on strength of concrete", *Construction and Building Materials*, Vol. 2, Issue 7, pp. 2319-8753, July 2013.
- [16] W. Aquino, D.A. Lange and J. Olek, "The influence of metakaolin and silica fume on the chemistry of alkalisilica reaction products", *Cement and Concrete Composites*, Vol. 23, Issue 6, pp. 485-493, 2001.
- [17] IS 456: 2000, "Indian Standard, Plain and reinforced concrete - Code of practice", Bureau of Indian Standards, New Delhi.
- [18] IS 516:1959, "Method of Tests for Strength of concrete", Bureau of Indian Standards, New Delhi, India.
- [19] IS 383 -1970, "Specifications for Coarse and Fine Aggregates from Natural Sources for Concrete", Bureau of Indian Standards, New Delhi, India.
- [20] IS 12269-1987, "Specification for 53 Grade Ordinary Portland Cement", Bureau of Indian Standards, New Delhi, India.
- [21] IS 10262 -2009 "IS Method of Mix Design", Bureau of Indian Standards, New Delhi, India.



10.22214/IJRASET



45.98



IMPACT FACTOR:  
7.129



IMPACT FACTOR:  
7.429



# INTERNATIONAL JOURNAL FOR RESEARCH

IN APPLIED SCIENCE & ENGINEERING TECHNOLOGY

Call : 08813907089  (24\*7 Support on Whatsapp)