



# IJRASET

International Journal For Research in  
Applied Science and Engineering Technology



# INTERNATIONAL JOURNAL FOR RESEARCH

IN APPLIED SCIENCE & ENGINEERING TECHNOLOGY

**Volume:** 10    **Issue:** V    **Month of publication:** May 2022

**DOI:** <https://doi.org/10.22214/ijraset.2022.42076>

**[www.ijraset.com](http://www.ijraset.com)**

**Call:** ☎ 08813907089

**E-mail ID:** [ijraset@gmail.com](mailto:ijraset@gmail.com)

# Excel Guide and Learning App

Aditya Bele<sup>1</sup>, Piyush Shende<sup>2</sup>, Kalyani Ghogare<sup>3</sup>, Rahul Bawane<sup>4</sup>, Tushar Boyer<sup>5</sup>

<sup>1,2,3,4,5</sup> Faculty of computer science and engineering, Rajiv Gandhi college of engineering and research, Wanadongri, Nagpur, Maharashtra, India

**Abstract:** A application has been developed to assist students in understanding the working of Microsoft excel. The working of Microsoft excel is necessary element that students need to understand before they can solve problems such as calculations, table creation, data entry, giving presentations, accounting etc. This application will help students to learn basic functions of Microsoft excel. This app contains images, definitions, tips, suggestions and methods of how every functions of Microsoft excel is been used along with examples. Another feature of this application is that is could be further developed to enhance the user experiences and comfort. Developed application will focus on bug repairing, working on no internet connection, fast performance, mobile and desktop compatibility. The application is written in java language and html using the Android studio. The data required for developing this program are stored in Android studio. This program receives a positive feedback based on a perception survey on 10 students.

**Keywords:** guide, application, learning, mentor

## I. INTRODUCTION

There is no doubt that computers play a very important role in our everyday lives. Many of us spend a lot of time in front of a computer to do tasks that make our work more efficient and our lives easier and more organized. There are many applications of computers in the society. Among them in the fields of education, scientific research, business, industries, government, manufacturing, entertainment and social networking. We are so dependent on computers nowadays that we cannot imagine how life would be if the computer breaks down. In the field of education, the universities are increasing the use of computers and information technology in their teaching and learning programs. The use of online homework management system is also becoming an acceptable part of the modern educational landscape. The use of spread sheets that generate visual or graphical descriptions as a method to avoid or minimize use of mathematical symbols have also helped weaker students of mathematics to understand for example quantum theory. A more recent use of IT is the use of social media in higher education. There is experimental evidence that Twitter can be used as an educational tool to help engage students and improve student's grades. The technology available should be exploited to the fullest. Students should be encouraged to use computers to help them in their study. Part of the time they spend on chatting or emailing or tweeting can be used to revise topics that are relevant to their studies either using commercial programs or freewares that can be downloaded from the Internet. There are many software that have been developed to be used in research and teaching. There are many reasons for using computers in chemistry. Calculating and predicting molecular properties, drawing chemical structures, searching a chemical from a database, drug design, simulation and molecular modeling are just some examples. Many years ago, developing computer applications require very good knowledge of programming. Now, one does not need a computer science background to develop a simple application because help can be obtained easily from selflearning books, Internet sources and from specialize. Microsoft Excel is a program or application software available in Microsoft Office. This software can be used to develop applications using the Visual Basic editor that is built into the MS Excel. The editor can be used to write programs written in Visual Basic programming language. Since it is part of the Excel application, it is known as Excel Visual Basic for Application or Excel VBA. The application can be created in two ways: The first way is using a user form which holds all the required controls and these controls will have Visual Basic codes associated to them. The worksheets will be used to store data This approach is suitable when plotting of graphs or massive and repetitive calculations are required. This project is developed using the first approach with the primary aim of developing an application that will assist secondary students or undergraduate chemistry students in learning Microsoft excel in easiest way as possible.

## II. SYSTEM REQUIREMENTS

In order to develop or use this application, it is necessary to have a personal computer, mobile or laptop with reasonable storage size and speed. At least a Windows XP or android operating system is required. The application works with a mobile with android 5.0 or above. The completed application has a file size of less than 100 MB.

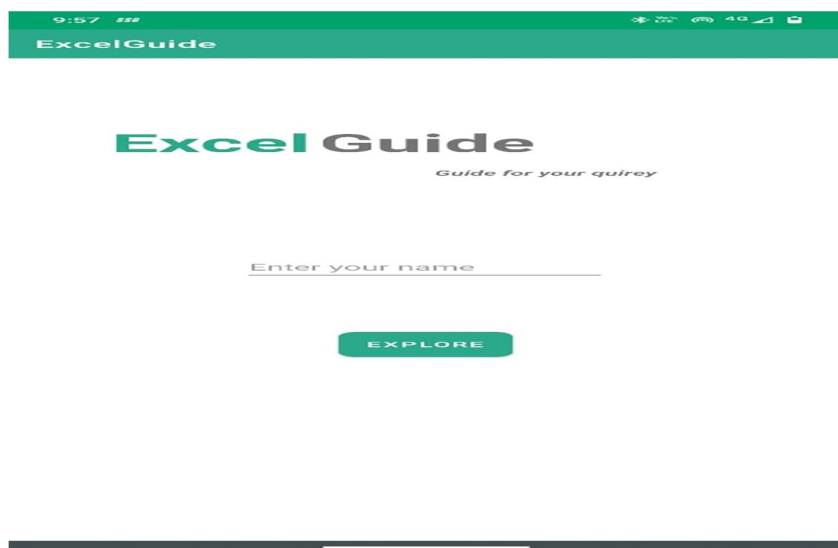
### III. THE PROGRAM

The general features of the program are:

- A. Images
- B. Tips
- C. Methods
- D. Suggestions
- E. no data collection is done
- F. no internet connection is required

### IV. INTERFACE

As soon you download this application from trusted source and opens it then this interface will be shown as Figure 1



You will be asked to write your name as we all know that everyone loves to hear his/her name. no sign process, no account making, no password remembering process is needed to use this app. Figure 2 shows contents of app



Figure 3 shows some of the images inserted in app. This application is focused on simplicity and affordability.

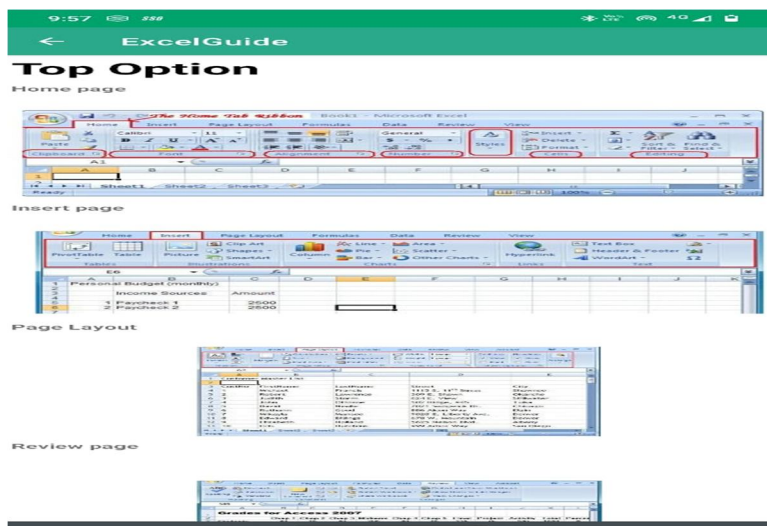
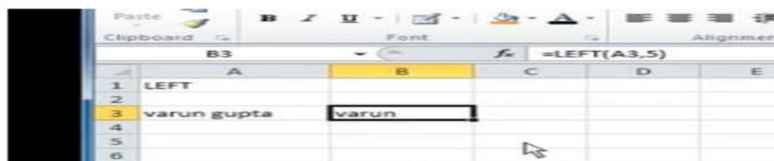
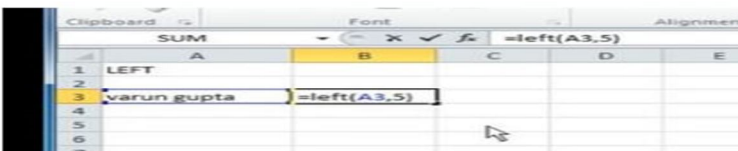
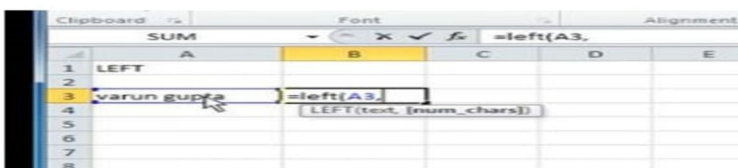
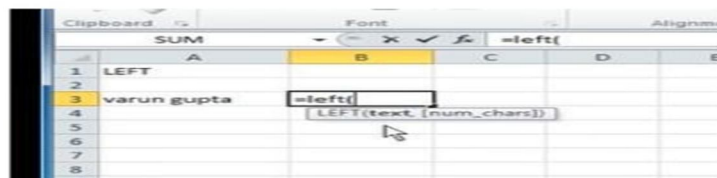


Figure 4 shows an example of how =left function is used in excel worksheet here definition, tips and method is shared.



**Tip:-**  
 1. Press "enter" to execute command.  
 2. Select cell in brackets which you want to change  
 3. Type the number of characters which you want to change  
 4. Use "," to give another value



## V. SURVEY RESULTS

Figure 5 shows that how the age group of persons attended the survey these are more likely students or employers.

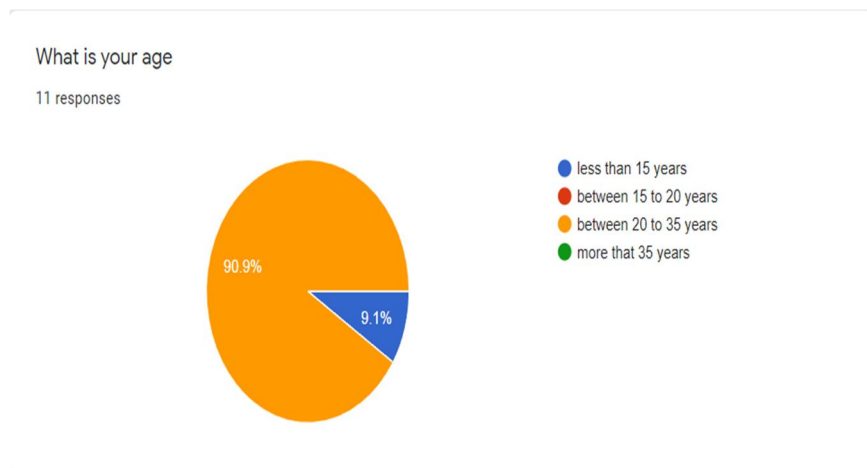


Figure 6 shows how many uses Microsoft excel on daily basis.

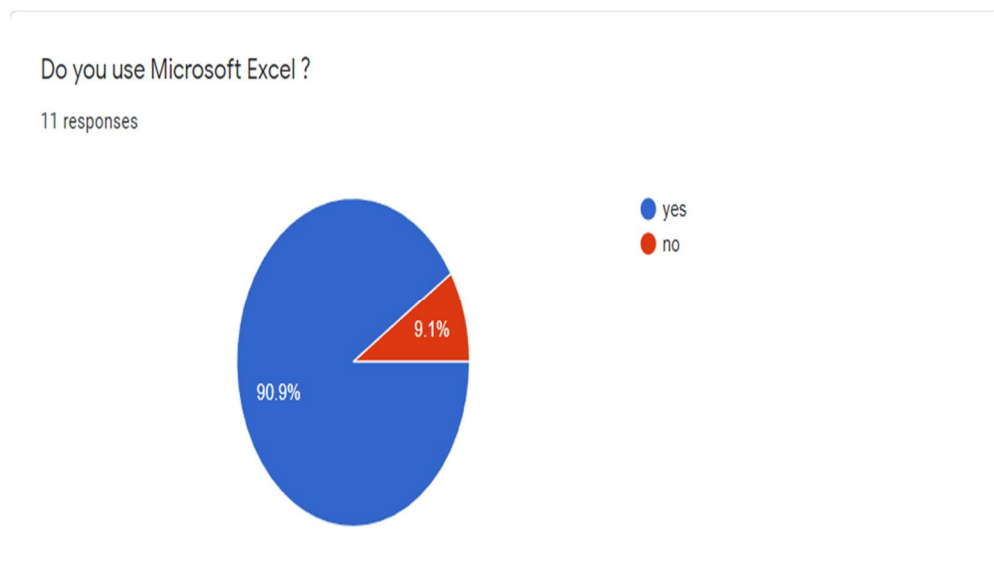


Figure 7 shows how many of people need guidance. It's 40% this audience will use our application as learning purpose.

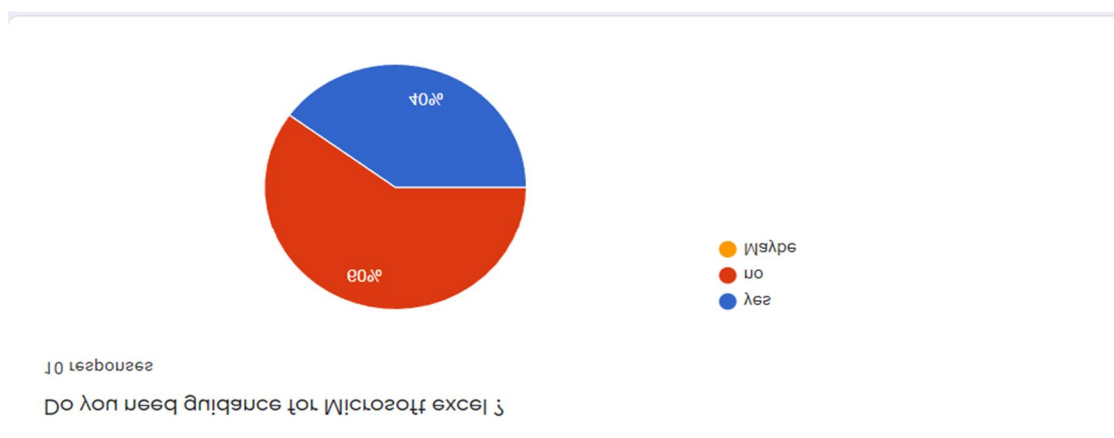


Figure 8 shows importance of excel as per survey 90% people think it's necessary.

Do you think Excel is important ?

11 responses

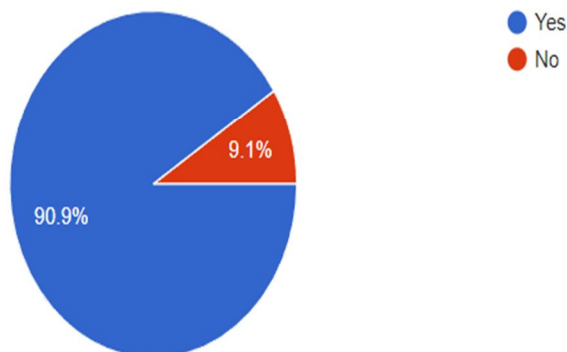
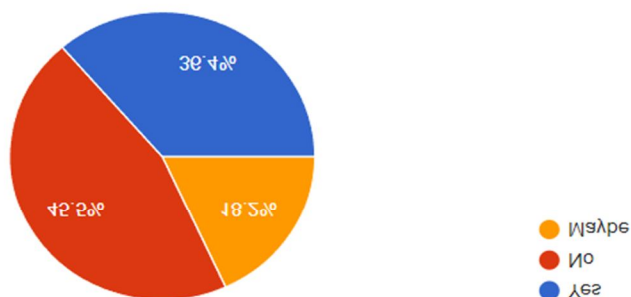


Figure 9 shows how many people utilize excel completely and if we closely observe then 45% of people don't utilize excel completely as they don't know many features of Excel. 18% are unsure if they utilize it completely so they going to need a mentor and their comes Excel guide.



11 responses

Do you utilize Microsoft Excel completely ?

## VI. CONCLUSIONS

We have successfully developed a learning aid for the for learners who want to learn Microsoft Excel . The program is quite easy to use and being stand-alone does not require any Internet connection. A perception survey on few students shows that this program can be used as a study guide for students to revise their understanding of the Microsoft Excel and calculations involving tables, graphs, charts, accounting etc . Despite the positive feedback from the students there are still improvements to be made. The data used in app can be increased, more short notes and make the illustrations more attractive. Other topics can also be included. It is hoped that students will benefit form using this application and at the same make full use of their computer time.

## VII. ACKNOWLEDGMENT

The authors wish to express their gratitude to Rajiv Gandhi college of engineering and research, RTMNU, teachers and students who contributed is survey to make this project successful. We would also like to acknowledge the immense support provided by references.



## REFERENCES

- [1] Capt (R) Syed Nasir Alsagoff Computer Science Lecturer Faculty of Science and Defence Technology National Defence University of Malaysia. Microsoft Excel as a Tool for Digital Forensic Accounting
- [2] Borhannuddin Arifin\*, Hanim Ismail\*, Umiatun P Yeop\*\* \*Faculty of Applied Sciences, Universiti Teknologi MARA, 40450 Shah Alam, Malaysia  
\*\*International Education College (INTEC), Section 17, Universiti Teknologi MARA, 40450 Shah Alam, Malaysia. The Mole Concept Using MS Excel
- [3] Teach Yourself Microsoft Excel 97 in 24 hours, Lois Patterson Prentice-hall ISBN 0-672-31116-X
- [4] Chris Heys ( A cartographic consultant and his principal use of Excel is in the preparation of statistical maps, depicting rates of unemployment for example. The work is mostly for public-sector bodies such as regional development agencies ), Getting the best out of Excel
- [5] Zhijun Ren Information & Computer College Shanghai Business School Shanghai, China. Advanced Studying on Microsoft SQL Server Data Mining.
- [6] MKS Sastry, SMIEEE University of West Indies, St Augustine Campus Trinidad and Tobago, Randy Roopchand University of Trinidad and Tobago Trinidad and Tobago, Roshan Chhetri College of Science and Technology Royal University of Bhutan Bhutan. Power Distribution System Load Flow using Microsoft Excel.
- [7] Spreadsheet applications in chemistry using Microsoft excel by Dermot Diamond and Venita C. A. Hanratty John Wiley & Sons.
- [8] A Guide to Microsoft Excel for Scientists and Engineers by Bernard V Liengme John Wiley & Sons, Inc.



10.22214/IJRASET



45.98



IMPACT FACTOR:  
7.129



IMPACT FACTOR:  
7.429



# INTERNATIONAL JOURNAL FOR RESEARCH

IN APPLIED SCIENCE & ENGINEERING TECHNOLOGY

Call : 08813907089  (24\*7 Support on Whatsapp)