



# IJRASET

International Journal For Research in  
Applied Science and Engineering Technology



---

# INTERNATIONAL JOURNAL FOR RESEARCH

IN APPLIED SCIENCE & ENGINEERING TECHNOLOGY

---

**Volume:** 12    **Issue:** XII    **Month of publication:** December 2024

**DOI:** <https://doi.org/10.22214/ijraset.2024.66164>

[www.ijraset.com](http://www.ijraset.com)

Call:  08813907089

E-mail ID: [ijraset@gmail.com](mailto:ijraset@gmail.com)

# Falls in Older Adults: Identifying Predictors and Patterns for Enhanced Monitoring Solutions

Samyak Dugad<sup>1</sup>, Shoryaraj Patil<sup>2</sup>, Aditya Wavhal<sup>3</sup>, Ria Gandhi<sup>4</sup>

Dept. of Computer Engineering (Software Engineering), BRAC's Vishwakarma Institute of Information Technology, Pune, India

**Abstract:** *This research analyses the patterns and causes of fainting falls by using patient demographics, activities, fall characteristics, and physiological indicators to assist in the development of a preventive monitoring device. The results indicate that individuals aged 60 years and older are at higher risk, and most falls occur while walking. Most falls occur in a forward or backward direction, and most of these are caused by slipping or an episode of fainting. Physiological data also showed that there is a strong relationship between systolic and diastolic blood pressure and a moderate relationship between blood pressure and heart rate, which indicate these metrics as potential early predictors of the risk of fainting. Body temperature has very little association with other clinical factors and contributes little to the prediction of falls. A greater proportion of the research participants had a history of falls and were spread equally in the drug users as well as the non-users, so personal follow-up care was necessary. These findings support the concept of a multi-sensor monitoring device that continuously tracks vital signs, motion, and balance. Such a device, by inclusion of predictive algorithms, should be able to provide timely warnings against fainting episodes, reduce fall-related injuries, and provide individualized interventions based on a person's unique physiological patterns and medical history.*

## I. INTRODUCTION

Syncope, also referred to as fainting, is a sudden loss of consciousness caused by a reduction in the flow of blood to the brain. This is a very common condition that can affect any age group, and usually presents with dangerous consequences such as falls, which may result in further injuries. Even though fainting may be caused by trivial reasons like dehydration and standing for too long, it may signal underlying health conditions that have serious implications, such as diseases related to the cardiovascular system or the nervous system. Episodes of fainting carry health and safety implications for older adults as well as medically vulnerable person.

[Google]

The progress in health monitoring technologies is such that it has better tracked physiological parameters like heart rate, blood pressure, and body temperature. But there is still an important gap in the ability to predict fainting episodes before they occur. If such physiological warning signs could be detected early, like a sudden drop in blood pressure or irregular heart rhythm, then fainting-related incidents would be prevented by such timely interventions.

This paper evaluates the most relevant variables that can be associated with fainting-induced falls by looking into a more detailed analysis of a dataset that included physiological and demographic information. We focused on the following indicators: systolic and diastolic blood pressure, heart rate, body temperature, age, and activity at the time of the event. The results of this study indicate that those at the highest risk were in the age group of 60-69, and walking was the most common activity at the time of the fainting. A high percentage of the falls had a forward direction with slipping and syncope being the main cause of those falls.

These research patterns and findings indicate possible dangers that would allow the identification of the fainting risks in an early phase for developing proper prevention techniques and strategies to target these particular groups of individuals.

## II. METHODOLOGY AND ANALYSIS

### A. Data Gathering

To gather data for this study, a Google Form was distributed between September 30th and October 2nd. The Google Form helped to collect minute information from patients regarding demographics, activities done, characteristics of fall, and physiological factors contributing to it. Patients were also asked to share any fainting-induced falls they might have had, including leading up to the incident and associated medical history. This data-gathering phase presented the opportunity for examining a wide cross-section of cases, which would be useful for identifying such patterns and predictors of falls as well as guiding the design of preventive monitoring solutions.

1) Sources of Data

Data for this research was synthetically generated [2] in addition to the google form responses, to ensure the population of fainting episodes was a valid and representative sample of such episodes.

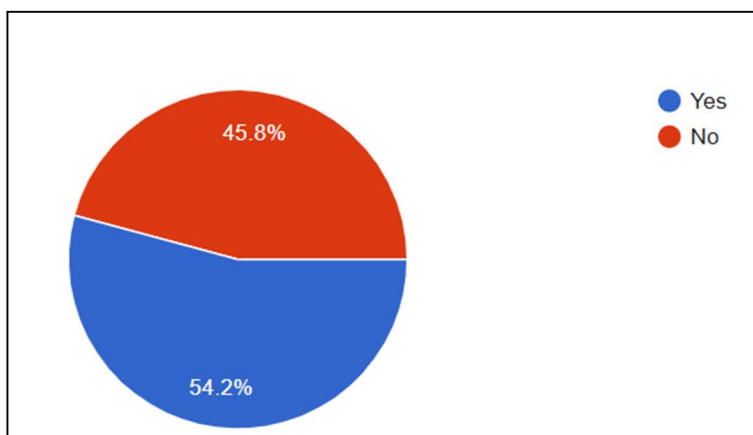
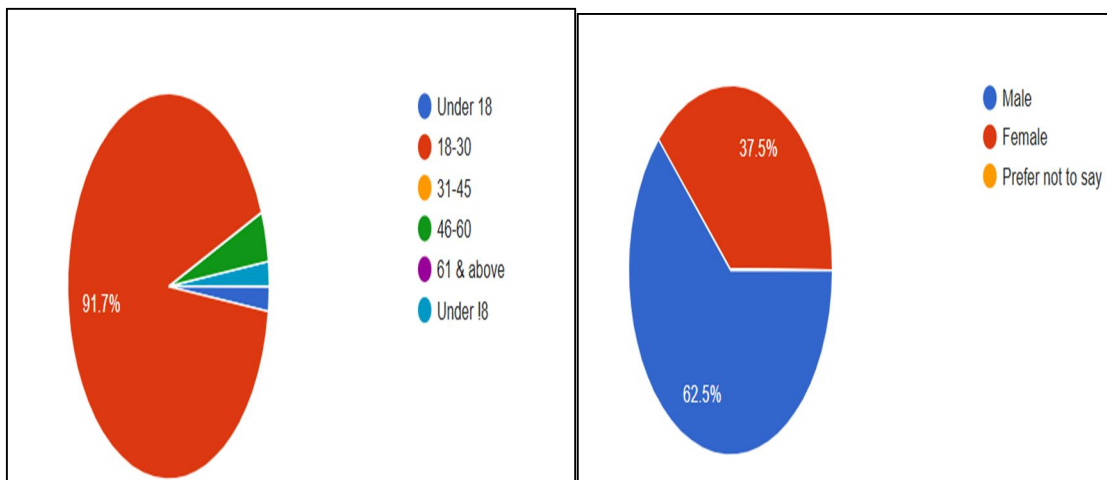


Fig 3. Respondents currently using any health monitoring devices (e.g., fitness trackers, smartwatches)

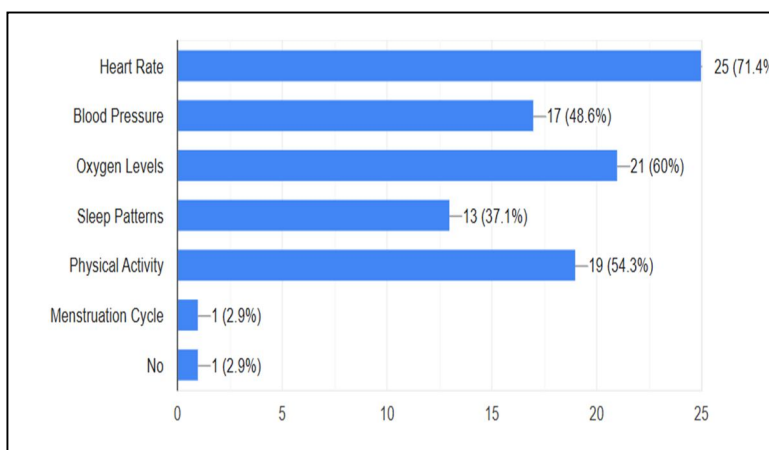


Fig 4. Health Metrics Tracked by Respondents

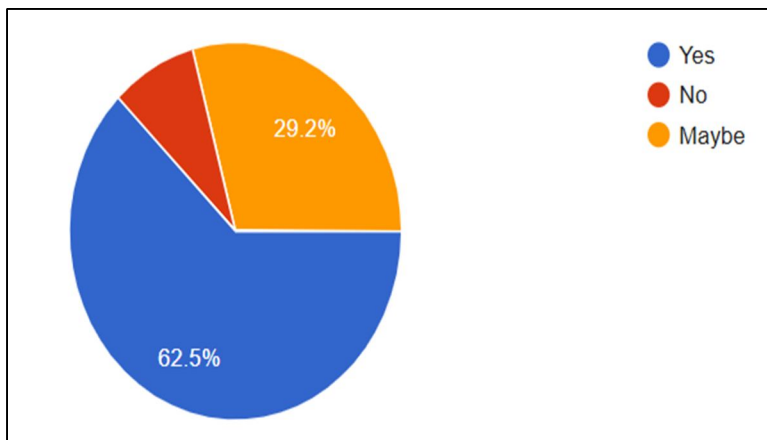


Fig 5. Respondents interest in using a fainting prediction & prevention device

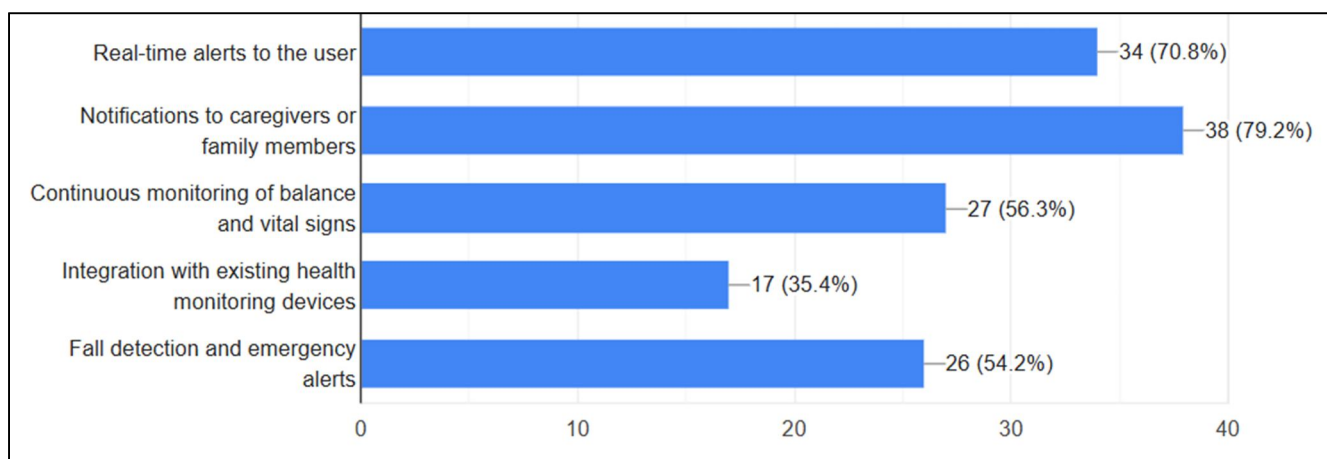


Fig 6. Key features desired in a fainting prediction device

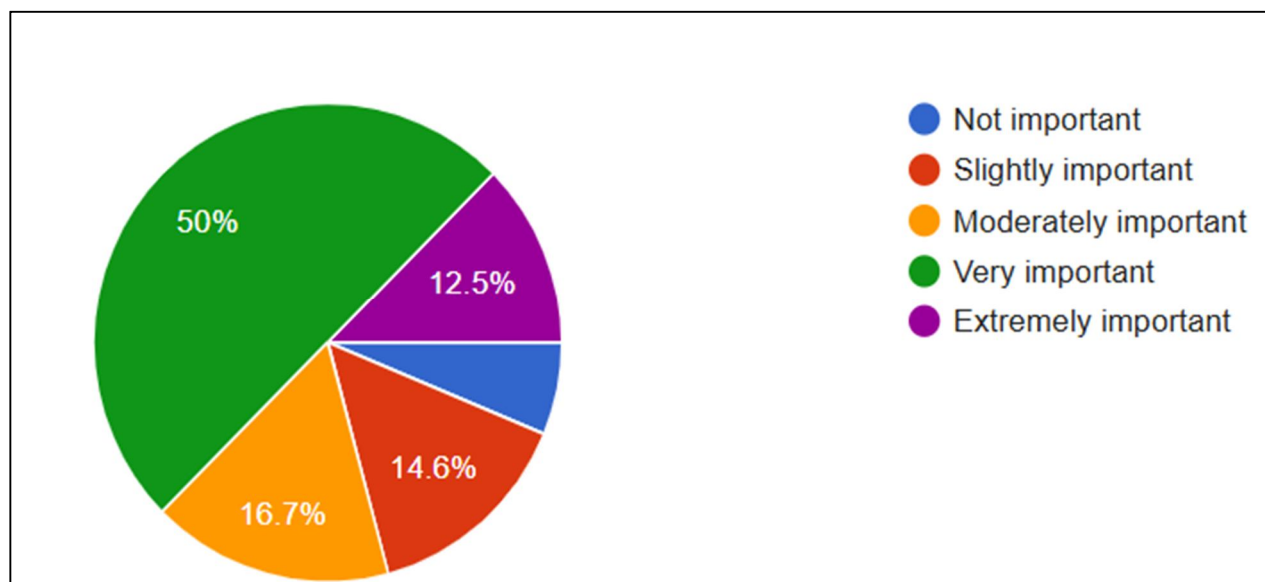


Fig 7. Importance of ease of use of a fainting prediction device

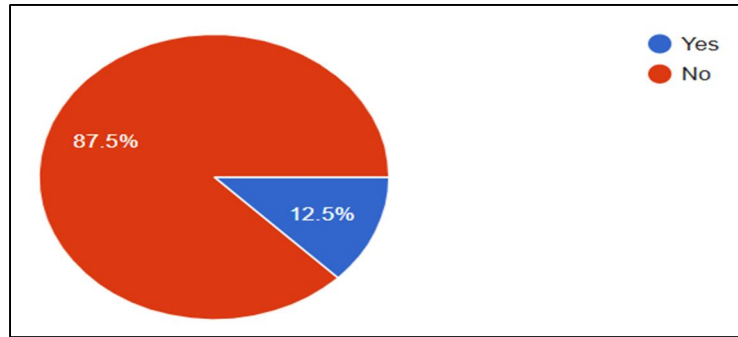


Fig 8. Response of healthcare and non-healthcare professional for survey

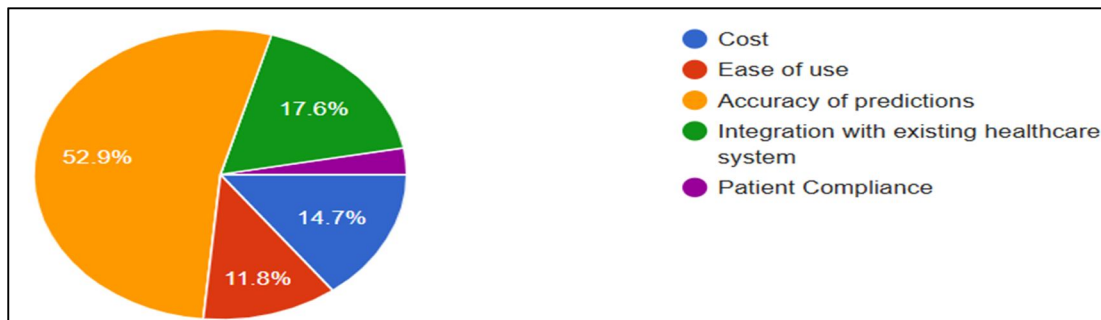


Fig 9. Effectiveness Ratings of Fainting Prediction Devices by Healthcare Professionals

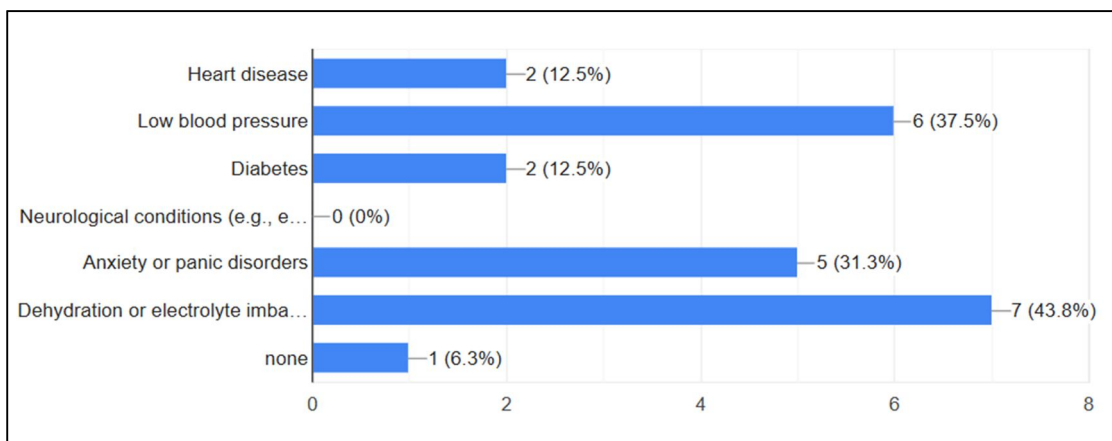


Fig 10. Reported Medical Conditions Contributing to Fainting Episodes

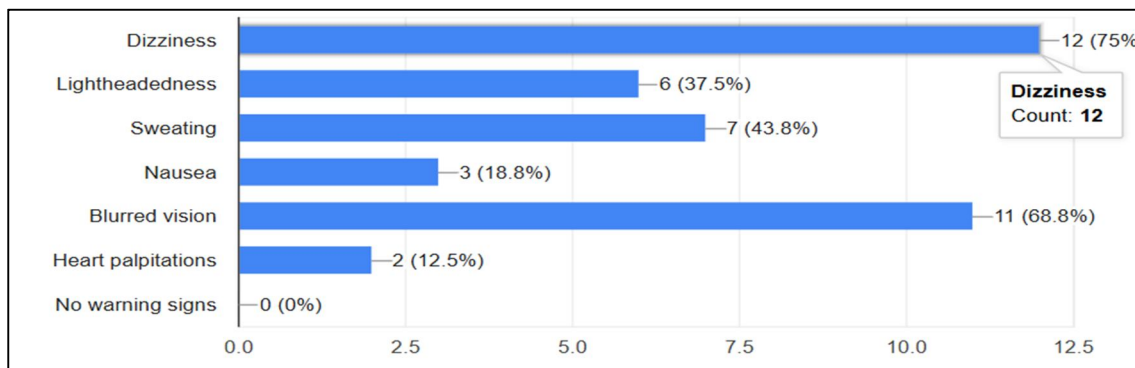


Fig 11. Warning signs before fainting

## 2) *Sample Size and Population*

A synthetic sample of 100 cases was used. The subjects were mainly selected to be above 50 years of age. Demographically, the sample is constituted as follows: [age, gender, medication status, previous fall history]. It was ensured that an equal number of cases had the history of passing out or other similar clinical conditions such as heart related diseases.

## 3) *Observed Variables*

The following key variables were included in the artificial dataset:

Physiological Measures:

- Systolic Blood Pressure (SBP), Diastolic Blood Pressure (DBP), Heart Rate (HR), Body Temperature (BT), Demographic Variables, Age, Gender, Whether on medication, History of previous falls, Activity Data,
- What was being done at the time of the fainting episode (e.g. walking, standing)
- Which way the fall occurred (e.g. forward, backward)

## B. *Data Preprocessing*

### 1) *Data Cleaning*

Processing of data included:

Treatment of Missing Values: Several imputation techniques, such as mean imputation for continued variables and mode imputation for categorical variables, were utilized to prevent incompleteness of the data.

Detection of Outliers: Removal of outliers by statistical measures like Z-scores and IQR have not skewed the analysis.

### 2) *Grouping*

Demographic and activity data were grouped in order to make it simple for the analysis:

- Age wise groups were bracketed that say 50-59, 60-69 or above 70 and so on.
- Actions could also be grouped under "walkers", "sitters" or "standers".

### 3) *Preprocessing of Synthetic Data*

The synthetic data segmented in 80% training part to test the forecasting capability of the models and in 20% for trying to see how much unseen data set there exists in the testing that shall be used for validation purpose.

## C. *Statistical Computations*

### 1) *Summary Statistics*

The summary statistics were responsible to carry for the data set, getting:

- Mean, median and standard deviation for continuous variables in blood pressure and heart activity.
- Counts and percentages for categorical variables such as gender, type of activity.

### 2) *Correlation*

Pearson correlation coefficients calculated are used to test whether these physiological measures are correlated with the number of fainting episodes.

Generate correlation heat maps so we can see the relationship here in a more visual way.

### 3) *Group Comparisons*

All those analyses, on the lens of the differences across age groups, activities and so forth in other socio-economic attributes, used t-tests as well as chi-square tests.

## D. *Machine Learning/Pattern Recognition*

### 1) *Algorithm Choice*

Selects the predictors with fainting episodes using multiple machine learning algorithms like logistic regression and decision trees. Several of those algorithms were borrowed for the above analysis because they are suitable for binary classification.

2) *Model Training*

This is data up till training October 2023.

All the models have been trained using a training dataset consisting of various features with physiological indicators, demographic information, and activity-related factors. The variables like accuracy, precision, recall, and F1 score were derived for assessment purposes in determining the efficacy of the models.

3) *Feature Importance*

The importance of features analysis was conducted to find the physiological and demographic variables that are very predictive for the episodes of fainting. It localized critical indicators for prompt intervention.

E. *Visualization*

1) *Graphical Analysis*

Graphical representation techniques applied in this study include bar plots, histograms, and box plots in order to draw graphs for the distribution of all of its constituent principal variables, including the number of episodes and the fainting conditions associated with them.

2) *Resource in use*

This research is run based on Python and libraries like Pandas, Scikit-learn, Matplotlib, Seaborn to manipulate data, visualize data, etc.

**III. RESULTS**

1) *Activity Patterns and Fall Risks:* Walking, with 60 recorded incidents, was the most frequent activity undertaken, being associated with falls, creating a strong case for the need to improve the safety of walking in slippage-prone environments. Improvements in safety could include floor traction, safety barriers, and vigilance in public and home space, particularly for the older generation.

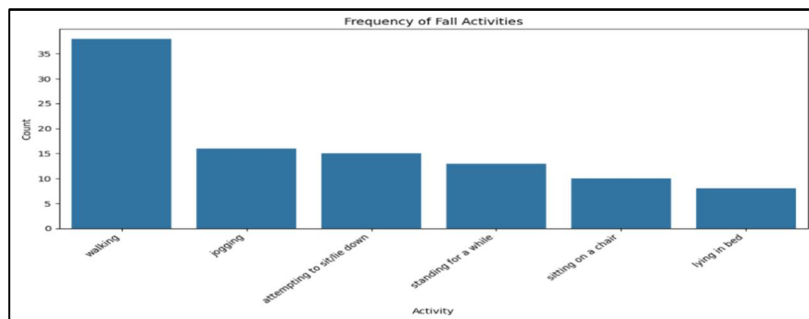


Fig. 12-Frequency of Fall Activities

2) *Primary Causes of Falls:* Slipping is the leading cause of falls, responsible for 44 cases. This suggests that environmental hazards like wet, uneven, or slick surfaces are major contributors to fall risk. Preventive measures should prioritize slip-resistant surfaces, particularly in high-traffic areas and during activities like walking and jogging, which are closely linked to slipping.

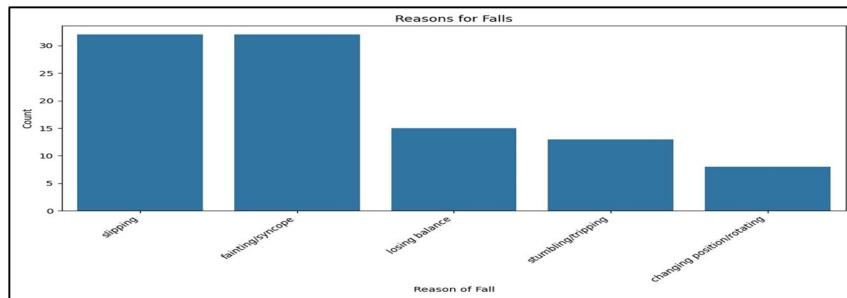


Fig. 13-Reasons of Falls

3) *Fall Direction Patterns:* Forward falls, comprising 55 cases, indicate a common directional pattern for fall incidents. This directional tendency points to the need for proactive balance and gait training, especially among older adults, to mitigate forward stumble risks. Adjustments in spatial arrangements or supportive devices (e.g., handrails) could further reduce these risks.

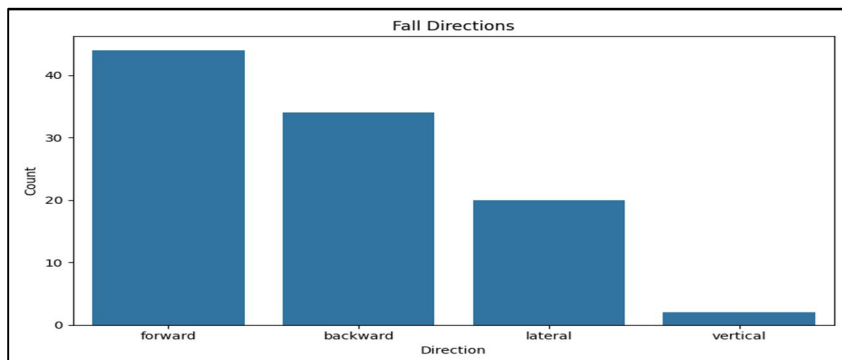


Fig. 14-Fall Directions

4) *Recovery Patterns Based on Fall Direction:* Analysis shows that backward and lateral falls correlate with lower recovery rates, suggesting that these directions result in more severe injuries. Safety protocols might emphasize protective measures or training that specifically address recovery from backward or sideward falls, aiming to minimize the impact and support quicker recovery.

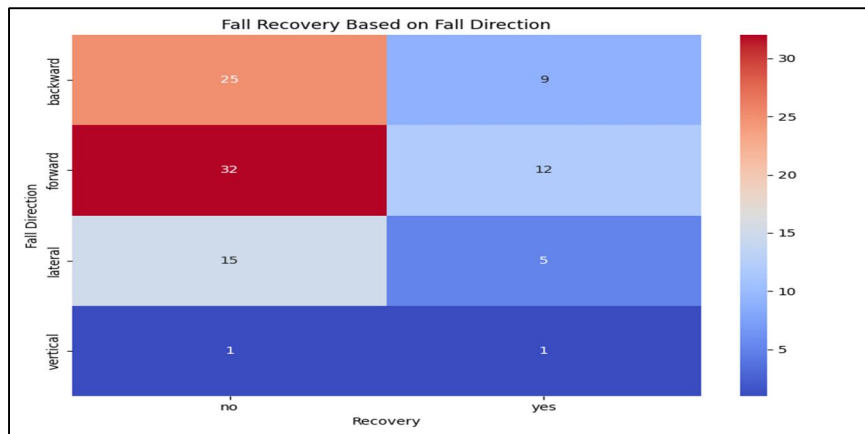


Fig. 15- Fall Recovery on Fall Direction

5) *Activity and Fall Cause Relationships:* Activities like walking and jogging are highly associated with slipping and stumbling, highlighting that outdoor and indoor surfaces should be carefully managed to prevent these incidents. Efforts could include better traction solutions, regular maintenance of public pathways, and specialized footwear recommendations to reduce slip-related risks.

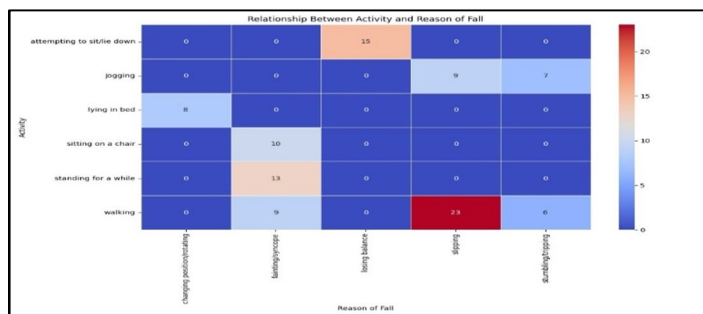


Fig. 16- Relationship between Activity and Reason of Fall

6) *Blood Pressure Insights and Fall Risk:* Most individuals in this study exhibited systolic blood pressure within the 120–140 mmHg range and diastolic blood pressure within the 70–90 mmHg range. Extreme blood pressure values (both high and low) could contribute to fainting or balance issues, emphasizing the importance of blood pressure monitoring for older adults at risk of falls.

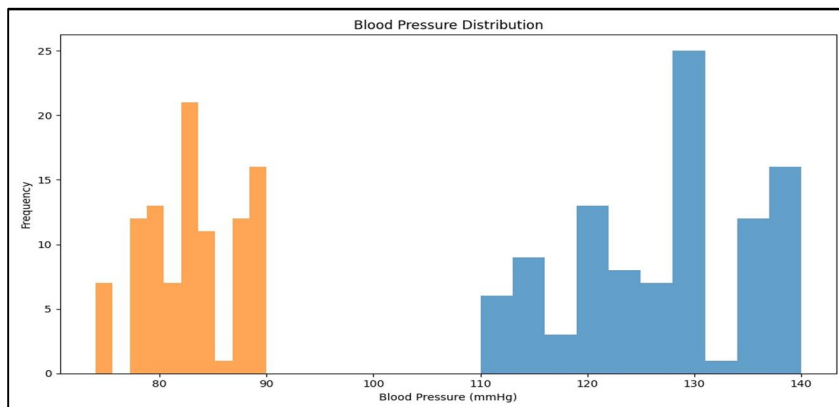


Fig. 17-Blood Pressure Distribution

7) *Heart Rate and Body Temperature Variations:* Heart rates typically ranged from 60–80 bpm, with some outliers indicating potential bradycardia or tachycardia. These conditions can influence balance and stability, increasing fainting risk. Additionally, while body temperatures mostly remained in the normal range (36–37°C), deviations could point to underlying health conditions. Regular monitoring of these metrics, particularly in vulnerable populations, may aid in early detection of fall-prone conditions.

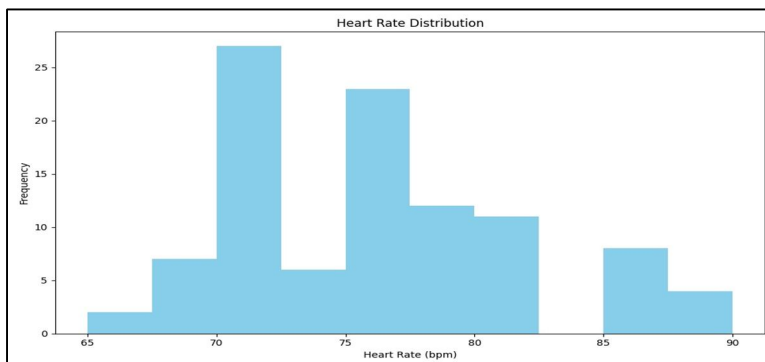


Fig. 18-Heart Rate Distribution

8) *Medication Impact on Fall Incidence:* A slightly higher incident rate was observed among individuals on medication, suggesting that certain drugs could affect balance or cognitive processing. Monitoring medication side effects, especially those influencing blood pressure, heart rate, or sensory perception, could enhance safety and reduce fall risk.

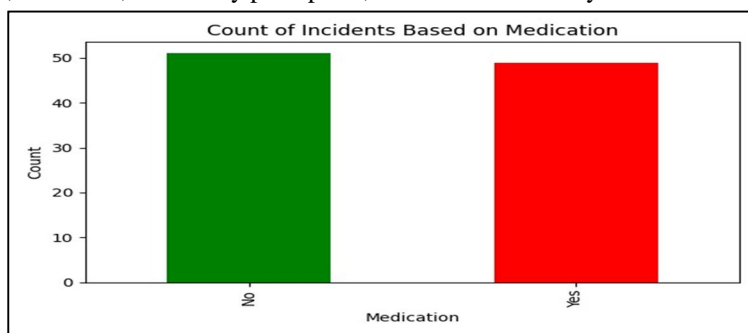


Fig. 19-Count of Incidents Based on Medication

9) *Fall Recurrence and History of Previous Incidents:* Individuals with a history of falls demonstrated a higher likelihood of repeated incidents. This underscores the importance of tailored fall prevention programs for those with prior fall experiences, including balance and strength training, regular medical check-ups, and home safety improvements.

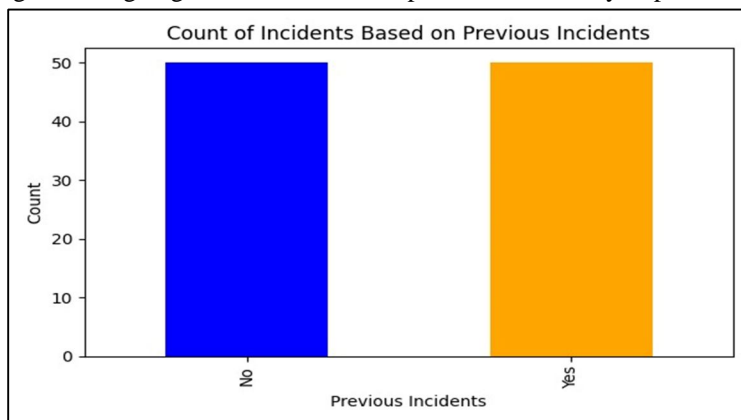


Fig. 20- Count of Incidents and History of Previous Incidents

10) *Age-Related Vulnerability to Falls:* Falls were most common in the 70–79 age bracket, highlighting this group’s heightened susceptibility. Fall prevention strategies should focus on physical conditioning, routine health monitoring, and home modifications specifically aimed at older adults.

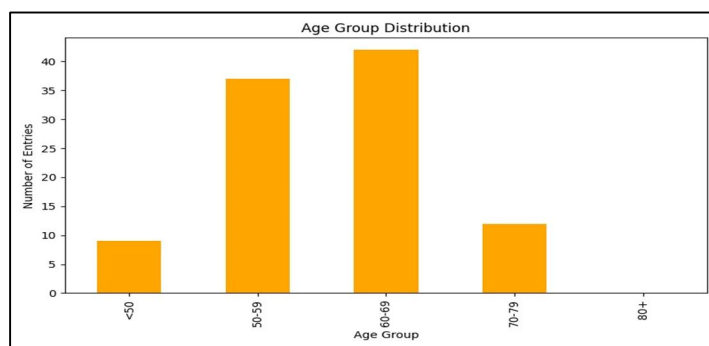


Fig. 21- Age Group Distribution

11) *Interplay of Health Parameters in Fall Risk:* A strong correlation exists between systolic and diastolic blood pressure, indicating that individuals with elevated systolic pressure often experience high diastolic levels. However, no significant correlations were found between blood pressure, heart rate, and body temperature, suggesting these parameters each independently contribute to fainting risks. This finding points to the need for comprehensive health monitoring that encompasses multiple vital signs to offer a holistic assessment of fall risk.

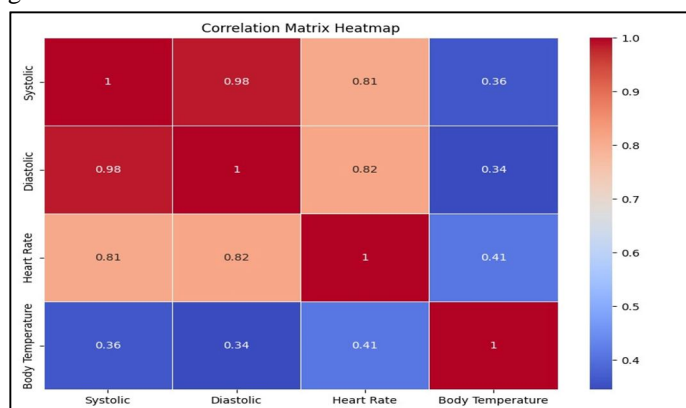


Fig. 22. Correlation Matrix Heatmap

#### IV. PROPOSED SOLUTION

Falls are a leading cause of injury, hospitalization, and loss of independence, especially among the elderly and individuals with chronic conditions. These incidents often result from a combination of physiological factors, such as dizziness, fainting (syncope), or muscle weakness, and environmental hazards, such as slippery surfaces or poor lighting. Current fall detection methods are largely reactive, alerting caregivers only after a fall has occurred, which limits opportunities for preventive action. Therefore, there is a pressing need for a proactive approach that can detect early warning signs and mitigate risks before a fall happens.

To address this issue, a device is being developed that integrates advanced sensor technology capable of capturing and analysing vital signs and physical activities in real time. This solution aims to predict fall risks and facilitate timely interventions by alerting caregivers and users before a fall occurs.

The proposed device will utilize a combination of sensors to monitor key physiological metrics such as heart rate, blood pressure, oxygen saturation, and body temperature, alongside motion sensors like accelerometers and gyroscopes to track walking patterns, balance, and posture. Machine learning algorithms will process this data to identify patterns indicative of potential falls, such as sudden changes in gait or heart rate variability. When a significant risk is detected, the system will issue real-time alerts to users and caregivers through connected devices, enabling timely preventive actions.

Designed with user-friendliness and comfort in mind, the device will be lightweight, wearable, and customizable to individual needs. Over time, it will continuously refine its predictive accuracy by learning from the user's unique patterns, enhancing its reliability and effectiveness.

By shifting from reactive to proactive fall prevention, this innovative device has the potential to significantly reduce fall-related injuries, improve user safety and independence, and set a new standard in elderly and chronic care management.

#### V. LIMITATIONS AND ASSUMPTIONS

##### A. Assumptions

It was assumed that synthetic data appropriately reflected physiological and demographic features of the target population. Also, it was assumed that fainting was reasonably represented based on literature evidence.

##### B. Limitations

Among the limitations of this study, potential differences between synthetic data and actual real-world data could affect generalisability. The dataset would not reflect nuances of an episode of fainting fully in those who have more complicated medical histories.

#### VI. CONCLUSION

Our analysis underlines that designing a fainting-detecting device as sophisticated as possible using a mechanism that continually monitors the signs of life and can detect activity in a person is feasible. Strong associations with blood pressure and heart rate, showing their critical roles in such an early stage of fainting, reveal essential knowledge on designing preventive measures to alleviate fall and related injury risks. A multi-sensor-based monitoring system especially for users aged 60 years and above is recommended. The key parameters include vital signs: continuous monitoring of blood pressure, heart rate, and temperature; real-time motion and position sensing for determining user activity and orientation; balance assessment in case the user deviates from the normal stability criteria; and adaptive risk profiling from the user's medical history, medication status, and past fall incidents.

This device will harness predictive algorithms to predict fainting episodes, alerting users and caregivers in time. Such functionality will allow for immediate intervention, potentially preventing falls and reducing healthcare costs associated with fall-related injuries in vulnerable populations. Future development should involve compact, user-friendly, robust predictive devices. The safety and well-being of an individual prone to fainting may be considerably improved, making him/her lead a much healthier life with a quality and comfort far beyond any system that burdens healthcare resources. This research provides fundamental technical and user-oriented requirements needed for effective monitoring in designing a system based on physiological and lifestyle factors found within the scope of this research.

#### REFERENCES

- [1] Dataset for Fainting-related Falls Analysis- Retrieved from Kaggle.
- [2] Synthetic Data Generation using Artificial Intelligence.
- [3] Python Data Analysis Libraries- Matplotlib, Seaborn, NumPy.
- [4] Pivotal research papers or literature on health monitoring systems and syncope:- Shen, W. K., Sheldon, R. S., Benditt, D. G., et al. (2017). 2017 ACC/AHA/HRS Guideline for the Evaluation and Management of Patients with Syncope: A Report of the American College of Cardiology/American Heart Association Task Force on Clinical Practice Guidelines and the Heart Rhythm Society. *Circulation*, 136(5), e60-e122. doi:10.1161/CIR.0000000000000499



- [5] Fall Injuries Among the Elderly - Community-based Surveillance Authors - Dr. Carolee A. DeVito PhD, Deborah A. Lambert RN, MS, Richard W. Sattin MD, Sandro Bacchelli MD, MSPH, Alberto Ros MS, Juan G. Rodriguez MD, MPH
- [6] A Robust Home Alone Faint Detection Based on Wireless Sensor Networks: Zhen-hai Wang<sup>1,2</sup> and Bo Xu<sup>3</sup> <sup>1</sup>School of Informatics, Linyi University, Linyi 276005, China <sup>2</sup>Provincial Key Laboratory for Network Based Intelligent Computing, University of Jinan, Jinan 250022, China <sup>3</sup>College of Mechanical Engineering, Linyi University, Linyi 276005, China
- [7] An eight-camera fall detection system using human fall pattern recognition via machine learning by a low-cost android box: Francy Shu<sup>1</sup> & Jef Shu<sup>2</sup>
- [8] Forward Fall Detection Using Inertial Data and Machine Learning: Cristian Tufisi <sup>1,2</sup>, Zeno-Iosif Praisach <sup>1,2,\*</sup>, Gilbert-Rainer Gillich <sup>1,2,3</sup>, Andrade Ionuț Bichescu <sup>4</sup> and Teodora-Liliana Heler <sup>2</sup>
- [9] Design and manufacturing of the syncope detection and warning device in bathroom: Y. Azimi\* B. Alimohammadi\*\* E. Bagheri-Kamarudi\*\*\* F. Mohammadi\*\*\*\* \*B.Sc. in Public Administration, Biomedical Technology Incubator, Qazvin University of Medical Sciences, Qazvin, Iran \*\*B.Sc. in Nursing, School of Nursing and Midwifery, Qazvin University of Medical Sciences, Qazvin, Iran \*\*\*B.Sc. in Electronic Engineering, Faculty of Electrical, Computer & IT Engineering, Qazvin Islamic Azad University, Qazvin, Iran \*\*\*\*Assistant Professor of Gerontology, School of Nursing and Midwifery, Qazvin University of Medical Sciences, Qazvin, Iran
- [10] Falls and fainting detection through movement interaction INTERACCION '12: Proceedings of the 13th International Conference on Interacción Persona-Ordenador Article No.: 54, Pages 1 – 2 <https://doi.org/10.1145/2379636.2379689>
- [11] FALL DETECTION AND PREVENTION FOR THE ELDERLY: A REVIEW OF TRENDS AND CHALLENGES
- [12] A Review of Wearable Technologies for Elderly Care that Can Accurately Track Indoor Position, Recognize Physical Activities and Monitor Vital Signs in Real Time Authors - Zhihua Wang, Zhaochu Yang and Tao Dong
- [13] Monitoring of human movements for fall detection and activities recognition in elderly care using wireless sensor network: a survey
- [14] Synthetic Event Time Series Health Data Generation
- [15] Review Article About Seat of Fainting Cases Authors - Abbas Radi Muhammad, Diah Muhammad Mohi, Rasul Saad Ali, Ali Hussein Sattar Al-Mansour University College, Department of Medical Instrumentation Techniques Engineering, Iraq
- [16] Vital Signs in Older Patients: Age-Related Changes -Journal of the American Medical Directors Association
- [17] Development of Internet Based Remote Health and Activity Monitoring Systems for the Elders
- [18] A survey on health monitoring systems for health smart homes Authors - Haider Mshali, Tayeb Lemlouma, Maria Moloney, Damien Magoni



10.22214/IJRASET



45.98



IMPACT FACTOR:  
7.129



IMPACT FACTOR:  
7.429



# INTERNATIONAL JOURNAL FOR RESEARCH

IN APPLIED SCIENCE & ENGINEERING TECHNOLOGY

Call : 08813907089  (24\*7 Support on Whatsapp)