



IJRASET

International Journal For Research in
Applied Science and Engineering Technology



INTERNATIONAL JOURNAL FOR RESEARCH

IN APPLIED SCIENCE & ENGINEERING TECHNOLOGY

Volume: 9 **Issue:** XI **Month of publication:** November 2021

DOI: <https://doi.org/10.22214/ijraset.2021.38994>

www.ijraset.com

Call: ☎ 08813907089

E-mail ID: ijraset@gmail.com

Files Storage & Sharing Platform Using Cloud

Nagesh Rajendra Salunke¹, Pratik Mahaling Jangam², Pratiksha Ramdas Biradar³, Suchita Sangram Jaybhaye⁴, Prof. Savitri Patil⁵

^{1, 2, 3, 4, 5}Department of Information Technology, GHRCEM Pune, India

Abstract: The concept of cloud computing becomes more popular in latest years. Data storage is very important and valuable research field in cloud computing. Cloud based file sharing is a file sharing security in cloud. The required security from unauthorized access of the file in the cloud is provided by the encryption and decryption function. The admin can provide file access option to the authorized users. This facility limits the number and time of access of the shared files by the admin for the authorized user. Cloud data storage technology is the core area in cloud computing and solves the data storage mode of cloud environment. This project introduces the concept of cloud computing and cloud storage as well as the architecture of cloud storage firstly. Then we analyze the cloud data storage technology amazon web services, wasabi, Digital Ocean etc. We will improve the traditional file storage method and we will make a platform which will get more privileges.

Keywords: Cloud, Storage, AWS, Wasabi, File Management, Files Storage, Files Sharing, DMS, CMS, Drive store, Private Cloud.

I. INTRODUCTION

This application has been developed for Storage & Sharing the File/Data using Cloud. This System is comparable with android/iOS as well as Desktop. For Front End we have used Vue js which is latest framework. For Back-end support we are using php's one of the best and latest framework named as Laravel framework. Most of the product-based companies are using this framework to develop secured and dynamic web application. This software is supported to eliminate and, in some cases, reduce the hardships faced by exiting system. Moreover, this system is designed for the particular need of User such as storage & sharing the Data/Files. In the system Admin is for controlling the system and user dashboard for the user operations in a smooth and effective manner. This application is reduced as much as possible to avoid errors while entering the data. It also provides error message while entering invalid data. No formal knowledge is needed for the user to use this system. Thus, by this all it proves it is user-friendly & easy to use.

II. LITERATURE SURVEY

The idea of cloud computing turns into more and more popular in modern-day years. Fact's garage is a very critical and valuable research area in cloud computing. This paper introduces the idea of cloud computing and cloud storage as well as the architecture of cloud storage first of all.

Cloud computing systems provide clean get admission to an enterprise's high-performance computing and storage infrastructure via web offerings. these days software program businesses face, are garage of statistics at lower priced cost and make available all of the time.

This paper presents the observe on advent to cloud storage and digital garage architecture. With cloud computing, the purpose is to hide the complexity of IT infrastructure control from its customers. at the equal time, cloud computing systems provide huge scalability, 99.99% reliability, high performance, and specifiable configurability.

Cloud Computing is an emerging era, which relies on sharing computing sources. Sharing of statistics inside the institution is not at ease because the cloud company cannot be relied on. The essential problems in dispensed computing of cloud suppliers are facts security, Sharing, useful resource scheduling and energy intake. Key aggregate cryptosystem used to secure non-public/public information within the cloud.

III. EXISTING SYSTEMS

A. Existing Systems

- 1) Google Drive
- 2) FTP (File Transfer Protocol)

B. Disadvantages of Existing systems

- 1) In Google we are not able to store data more than 15GB.
- 2) FTP (File Transfer Protocol) if User is connected with another user but user forgot to Logout then other user not able to connect.
- 3) Non developer user not able to understand how to use system.
- 4) Hidden costs and shipping charges
- 5) Bad User-Interface

IV. PROPOSED SYSTEM**A. Objective**

- 1) The goal is to design a system which Store, Share & Get Files Instantly- Private Cloud Build The project is totally built at administrative end and thus only the administrator is guaranteed the access.
- 2) The purpose of the project is to build an application to Store and Share files.
- 3) You will never have to pay for cloud service subscription. You just have to ask for admin to create subscription you per user requirements.

B. Scope

- 1) *Store Your Files*: Store all types of your files, move they're into folders, navigate quickly via folder hierarchy, get file info from preview panel, and many more.
- 2) *Share Your Files*: Share your files or folders with your friends or collages. We provide same reach UI experience for working with shared files as registered user.
- 3) *Manage Accounts for Others (Admin)*: Manage your user accounts in our System. Create new users, delete users, set their storage space or overview their storage usage.
- 4) *Start Your Own Business*: With integrated plan management and Stripe payment system you can monetize your users and start earning your money.

V. FEASIBILITY STUDY

Feasibility study includes consideration of all the possible ways to provide a solution to the given problem. The processed solution should satisfy all the user requirements and should be flexible enough so that future changes can be easily done based on the future upcoming requirements.

VI. TECHNOLOGY USED

- 1) *Vue.js*: Vue.js is an open-source model-view-viewmodel front end JavaScript framework for building user interfaces and single-page applications.
- 2) *PHP – Laravel*: Laravel may be a PHP framework with an expressive, elegant syntax. We've already laid the inspiration — freeing you to form without sweating the small things.
- 3) *MySQL*: MySQL is the RDBMS (Relational Database Management System) for storing data.

VII. ADVANTAGES & DISADVANTAGES**A. Advantages**

- 1) Easy to store data.
- 2) Many Users Can use system at same Time.
- 3) Access your file everywhere.
- 4) Easy to download content within folder via ZIP.
- 5) Best User interface.
- 6) Compatible with various Devices.
- 7) Secured Files.
- 8) Multiple Cloud Storage Support.
- 9) Great Usability and Reduced cost.
- 10) Naming conventions is not restrictive

B. Disadvantages

- 1) System needs better internet connection without internet user not able to open/access system.
- 2) Need smart Phone/Desktop.

VIII. HOW SYSTEM WORKS FOR USER

A. Registration / Login

If customer / user is new to system then user has to register on system via manual registration of using Email and Password for registration provided on system.

OR

If user is already registered on system, then user has to login in system using same credentials when he provides at the time of registration.

B. Profile setup

After login successfully user have ability to Change Email, Name, Password, Time Zone, Billing Information as Billing Name, Address and Phone Number etc.

C. Payment

After adding Subscription in cart and user has to choose payment mode and need to do payment after that user will able to use the storage and system for file manipulation.

D. Files Store

User Can store Data/Files via drag and drop as well as using choose file/upload button, also he can preview the data as well as he can able to sort files via sort by date or alphabet.

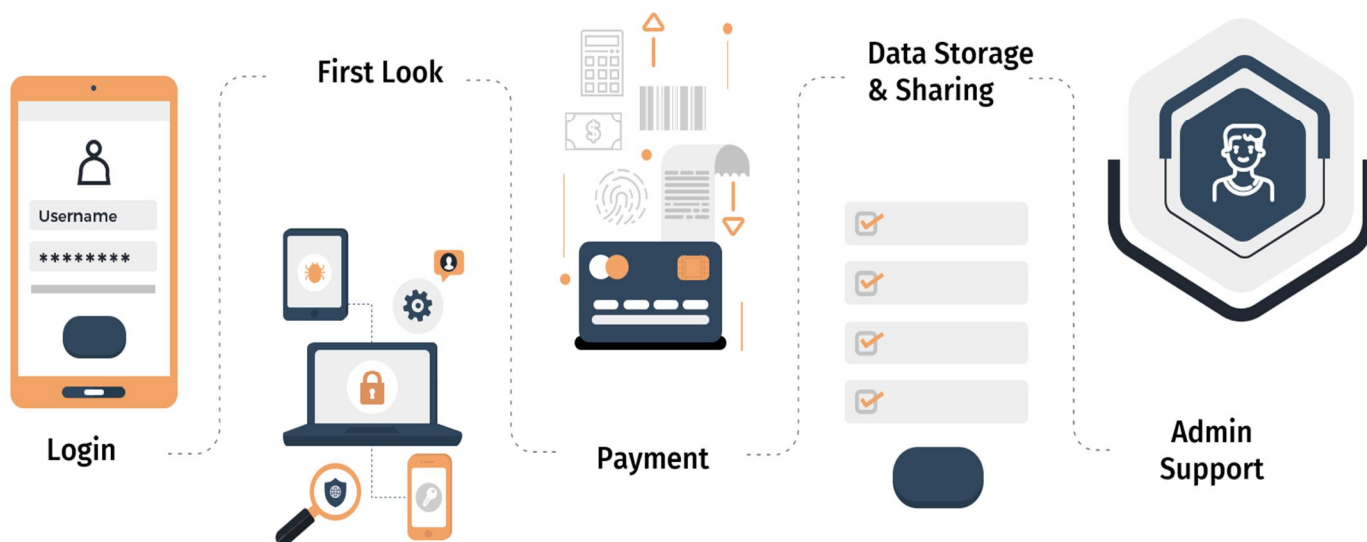
E. Files Sharing

For sharing the file user have to add the recipient details so he can able to share file to another user.

F. Log out

User can log out system after usage.

User Work-Flow



IX. HOW SYSTEM WORKS FOR ADMIN

A. Admin Registration / Login

If Admin is new to system, then user has to register on system via manual registration of using Email and Password for registration provided on system.

OR

If admin want to give privilege to any user to make it as admin so admin can do those changes.

B. Admin Profile setup

After login successfully user have ability to Change Email, Name, Password, Time Zone, Billing Information as Billing Name, Address and Phone Number etc.

C. Dashboard

In Dashboard admin authorized to see the total count to user, Total storage Used and also, he can able to premium subscription user.

D. Settings

Admin can change appearance of the system, he can change payment setting also able to edit cookies, website policy and copyright related pages and Email and SMTP settings of the system.

E. Membership plan of the system.

Admin is able to create or delete or update the membership/subscription plan required for user of the system.

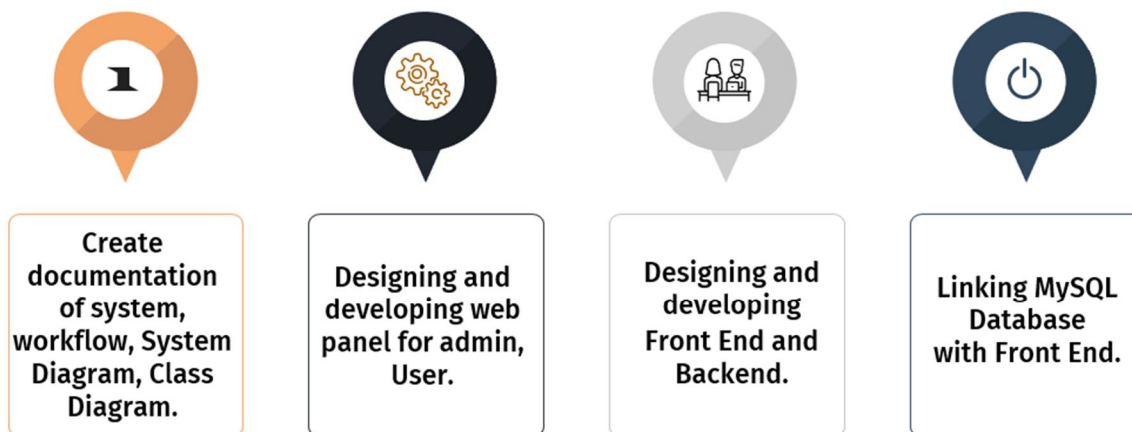
F. Log out

Admin Can log out system securely after usage.

IX. SYSTEM IMPLEMENTATION STAGES

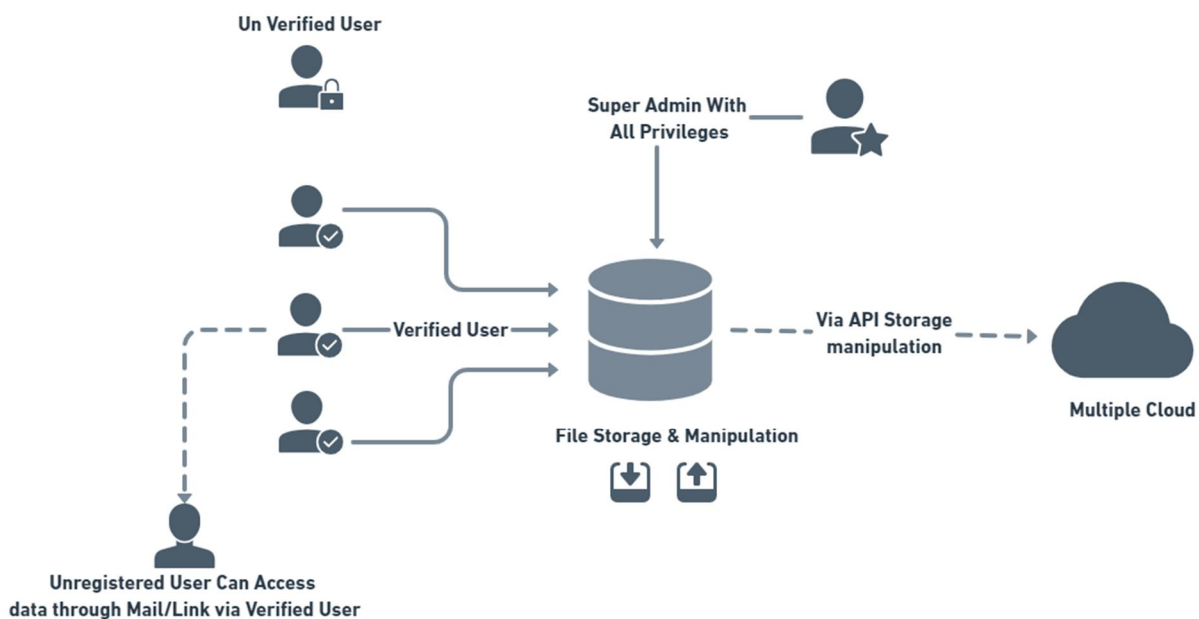
- 1) *Step 1:* Create documentation of system, workflow, System Diagram, Class Diagram and Admin, User/customer, interface on presentation.
- 2) *Step 2:* Designing and developing web panel for admin, User.
- 3) *Step 3:* Designing and developing Front End and Backend.
- 4) *Step 4:* Linking MySQL Database with Front End.

Implementation Steps

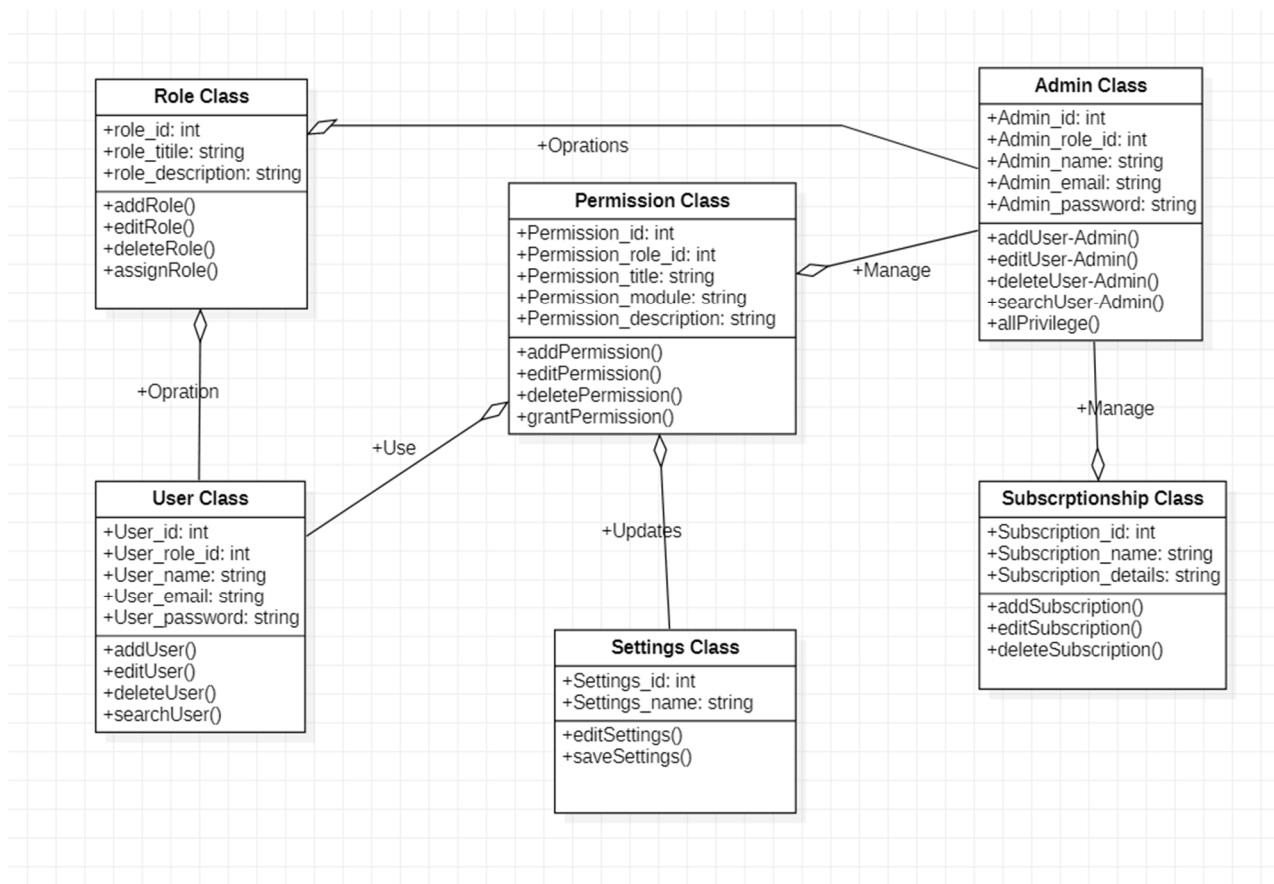


X. DIAGRAMS

A. Architectural Diagram



B. Class Diagram



XI. MODULES

A. Registration/ Sign up & Login Credentials

The Registration and Login module provides user to register, login and logout. Begin able to sign on to create with there account and allows various permission to be set for their roles.

B. User Module

User management enables user access and on-board and off board user to authenticate, Authorize and audit user access.

C. File manager Module

File Manager module it used to upload, download and organize files in hierarchical folder structure. The main component of this modules is storage of data, Share file, the file meta data and filesystem. It is module having limited capabilities and is designed to manage individual for group files/data. Such as special office documents and record.

D. Admin Module

The project admin module allows project administrators to manage project member, services and data management. Admin can easily configure the theme, language, page settings. Admin can handle administrative responsibility for the project. also Under themes, admin can configure the theme for both dark and light themes.

E. Subscription Module

The System offers different Subscription/membership plans for user depends on requirements.

F. Payment Integration Module

The System supports integrations with all major payment gateways such as Stripe, Razor pay. This all payment will collect in admin account.

G. Invoice Module

Invoice management is the method by which system track and pay customer/user invoices. User are able to get/download the invoice.

H. User & Admin Settings Module

There are easy options for user/admin for configuration of the system as.

- 1) *Profile*: User/Admin able to edit the profile as he can change his Name, Email, Profile Picture, Address, Mobile Number etc.
- 2) *Appearance*: Admin can change the appearance as title, description, Logo, Favicon of the system.
- 3) *Homepage*: Admin can Change the features as well as home page content with footer of the system.

I. Email Configuration Module

Admin can connect the product suite with an email server – SMTP, Mail gun or Spark post and accordingly send emails about Contact us page.

J. Earning Management

Each System can manage their earnings. After payment by the user/customer the money is directly comes into the admin account by using invoice module all transaction details admin able to see.

K. Help & Support

The admin and the manager can add frequently asked questions and their answers to help customers to use the System correctly. FAQs can be added as FAQ Category and then FAQs.

XII. SOFTWARE & HARDWARE REQUIREMENTS

- A. Windows 7 or higher.
- B. SQL 2008
- C. Visual studio 2010
- D. Any Browser



- E. AWS Cloud Service
- F. Hard Disk – 500MB
- G. RAM – 128MB
- H. Internet Connection
- I. Android/iOS Mobile/Desktop.
- J. Mobile device with 79MB RAM
- K. Mobile device memory minimum 200MB

XIII. APPLICATIONS

- A. This system helps people to wide range Store and share files/Data.
- B. This system will help people better Utilization.
- C. This system Provides feasible solution on Costing.

XIV. CONCLUSION

Cloud based file sharing is a file sharing security in cloud. The required security from unauthorized access of the file in the cloud is provided by the encryption and decryption function. The owner can provide file access option to the authorized users. This facility limits the number and time of access of the shared files by the owner for the authorized user in the group. Cloud data storage technology is the core area in cloud computing and solves the data storage mode of cloud environment.

REFERENCES

- [1] Cloud Storage as the Infrastructure of Cloud Computing. Published in: June 2010, International Conference on Intelligent Computing and Cognitive Informatics Publisher: IEEE, **DOI: 10.1109/ICICCI.2010.119**
- [2] Research on Cloud Data Storage Technology and Its Architecture Implementation, Published in: December 2012, Publisher: ResearchGate, DOI: 10.1016/j.proeng.2011.12.682
- [3] A Study on Cloud Storage, Published in: May 2014, International Journal of Computer Science and Mobile Computing, Publisher: IJCSMC.
- [4] Secure Data Sharing in Cloud Computing, Published in: 2017, Global Society of Scientific Research and Researchers, Publisher: IJC, ISSN 2307-4523.
- [5] Cloud based file sharing, Published in: 2018, **International Journal of Engineering Research & Technology, Publisher: IJERT, ISSN:2278-0181**



10.22214/IJRASET



45.98



IMPACT FACTOR:
7.129



IMPACT FACTOR:
7.429



INTERNATIONAL JOURNAL FOR RESEARCH

IN APPLIED SCIENCE & ENGINEERING TECHNOLOGY

Call : 08813907089  (24*7 Support on Whatsapp)