



iJRASET

International Journal For Research in
Applied Science and Engineering Technology



INTERNATIONAL JOURNAL FOR RESEARCH

IN APPLIED SCIENCE & ENGINEERING TECHNOLOGY

Volume: 11 Issue: V Month of publication: May 2023

DOI: <https://doi.org/10.22214/ijraset.2023.53264>

www.ijraset.com

Call:  08813907089

E-mail ID: ijraset@gmail.com

ICT: Resume Builder System Using Full Stack Web Development

Sakshi Jadhav¹, Shreya Kawade², Siddhesh Chikhale³

^{1, 2, 3} Computer Engineering, Dr. D. Y. Patil Institute of Technology, Pimpri, Pune, India

Abstract: *Information and Communication Technology, is a powerful and transformative tool that has revolutionized the way we work, learn, communicate, and access information. It involves the use of cutting-edge digital technologies to manage and process information, and to facilitate communication and collaboration with others over a network. The current placement process for college students faces several challenges. Students lack the necessary experience to create a professional resume, which can affect their chances of getting hired. Some students may get disqualified due to their resume format or template selection, resulting in missed job opportunities. Also, the college currently relies on a third-party application for placement activities, which raises concerns about data security and privacy. The resume builder system is a web-based tool designed to help students create professional resumes effortlessly. It eliminates the need for selecting templates and additional work by providing a well-structured resume in PDF format. The placement calendar is the primary feature, notifying students of upcoming activities such as interviews and pre-placement talks. This project aims to aid students and the placement cell's employees in placement activities by displaying information about new firms and collecting data on students who have applied.*

Keywords: *Resume Builder, Full Stack Web Development, ATS, Opportunities, Noticeboard*

I. INTRODUCTION

"ICT: Resume Builder System Using Full Stack Web Development" project is to create a web application for college management using dependable MERN stack technologies. These tools include Node.js, Express.js, React.js, and MongoDB. MongoDB is a cross-platform document-oriented database program that is open source. MongoDB, a NoSQL database application, employs documents that resemble JSON and may or may not include schemas. Backend web application framework for Node.js called Express.js, or just Express is made available as free and open source software. It is made for creating APIs and online applications. It has been referred to as Node.js's de facto standard server framework. React is a front-end JavaScript toolkit that is free and open source for creating user interfaces based on UI components. The primary goal of the present project, "ICT: Resume Builder System Using Full Stack Web Development," is to Create an efficient system that is quick, precise, consistent, dependable, and flexible enough to accommodate any future improvements. The System intends to help students and the college in their placement activities. The system will contain a placement module that the administrator will manage, and students are able to access to view the daily placement activities. Students will have access to a resume builder system via which they can create resumes. The ATS (Applicant Tracking System) is a program that analyses resumes and assigns applicants a score based on their qualifications for the position. There are several resume-building software program available online, however they often use templates that don't meet ATS requirements. Therefore, we proposed establishing a module for creating resumes that will assist students in getting a high ATS score using a certain template.

II. METHODOLOGY

- 1) *Resume Generate:* This is the class which enables students to generate their resume. Students need to fill all the academic details, projects, achievements, internship experience etc. and they will receive a customized PDF that they may download as well.
- 2) *Opportunities Section:* This is the class for students to identify the companies to which they are eligible to apply. And it displays the applied company's details with their status.
- 3) *Dashboard:* This class enables the students to view the visual data. The admin and students will have different dashboard view as students will be able to view their personal data and admin will be able to view all students' data. It will be in visual format so it will be easy to view.
- 4) *Noticeboard:* This class enables the students to check the latest news regarding their placements through the placement cell. The course will have access to admin which have access to display the notice to only students, the placement cell coordinators, or all.

- 5) *Placement Calendar*: This class enables the students to see the future upcoming events. This class will have access to the admin. This class will have events like upcoming interviews, upcoming GD's, and upcoming placement exams.
- 6) *Schedule Test*: This class enables the students to give the scheduled aptitude exams for their preparation. And check the test marks.

III. MODULES

Proposed system is divided into four main modules: administration, faculty, students and resume generation.

- 1) *Admin Module*: The admin module is the primary controller phase and is in charge of all placement activities that are exhibited to students. The administrator can add faculty members, departments, students, and courses. The administration's unique feature is the exhibition of placement activities, which aids students in learning about the upcoming placement.
- 2) *Faculty Module*: During the faculty module, the faculty can add the exam, provide the test results, and track each student's attendance for a specific test.
- 3) *Student Module*: Through the admin, the student module may check the placement notification, the grades, and the attendance for the specific test.
- 4) *Resume Module*: The resume module is the phase in which students create their resumes by entering their personal information and allows them to download them.

IV. SYSTEM DESIGN

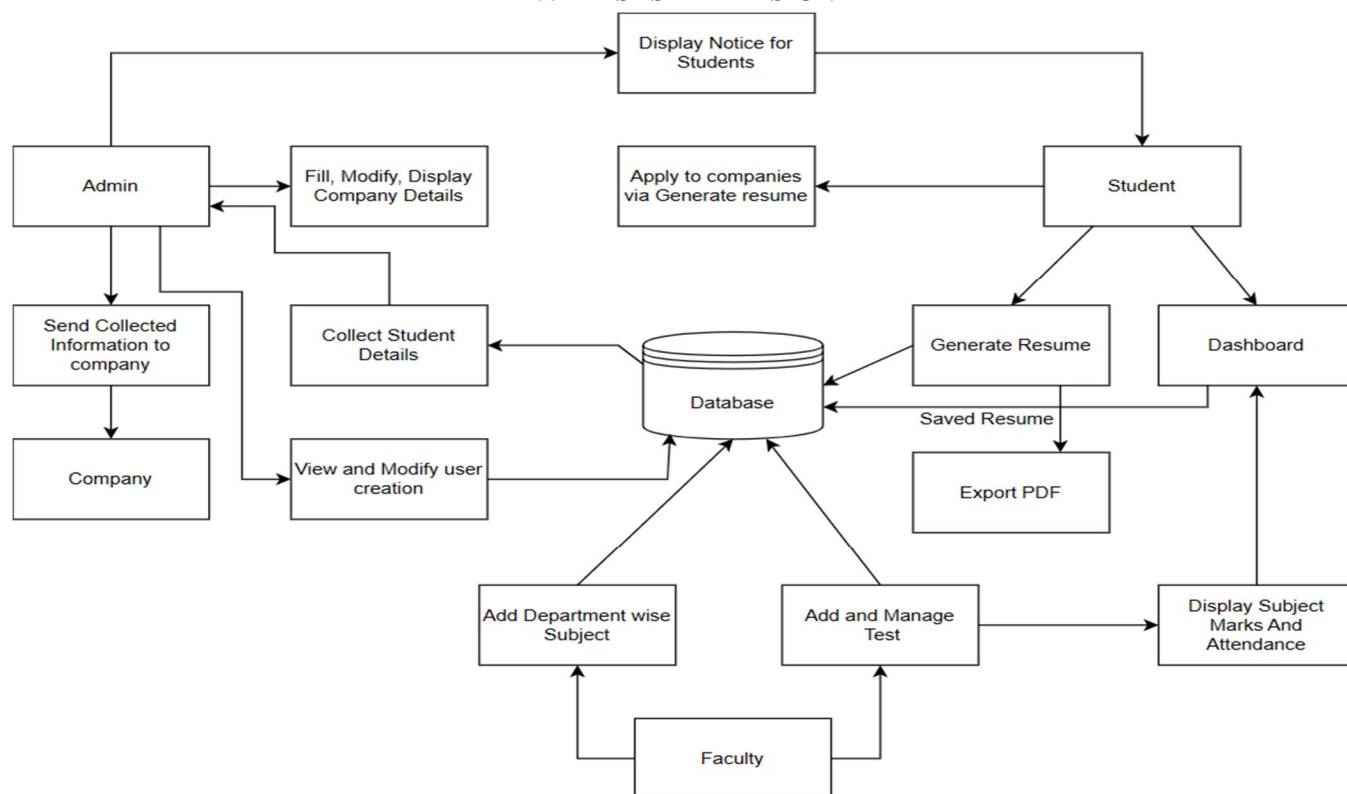


Figure 1: System Architecture

From above Figure 1 shows the resume builder system consists of four modules - Admin, Students, Faculty, and Resume Builder. The Admin module provides the functionality to manage student profiles, add new opportunities, and manage faculty. The Students module allows students to update their profiles, view new opportunities, view placement calendars, attend tests, and generate resumes. The Faculty module enables faculty to add subjects, manage student attendance, add tests, and update test scores. The Resume Builder module allows users to update their profile information, including skills, experience, and projects, and select a template to generate a professional-looking resume in PDF format. Overall, the system provides an efficient and user-friendly way to manage student profiles, job opportunities, and generate resumes.

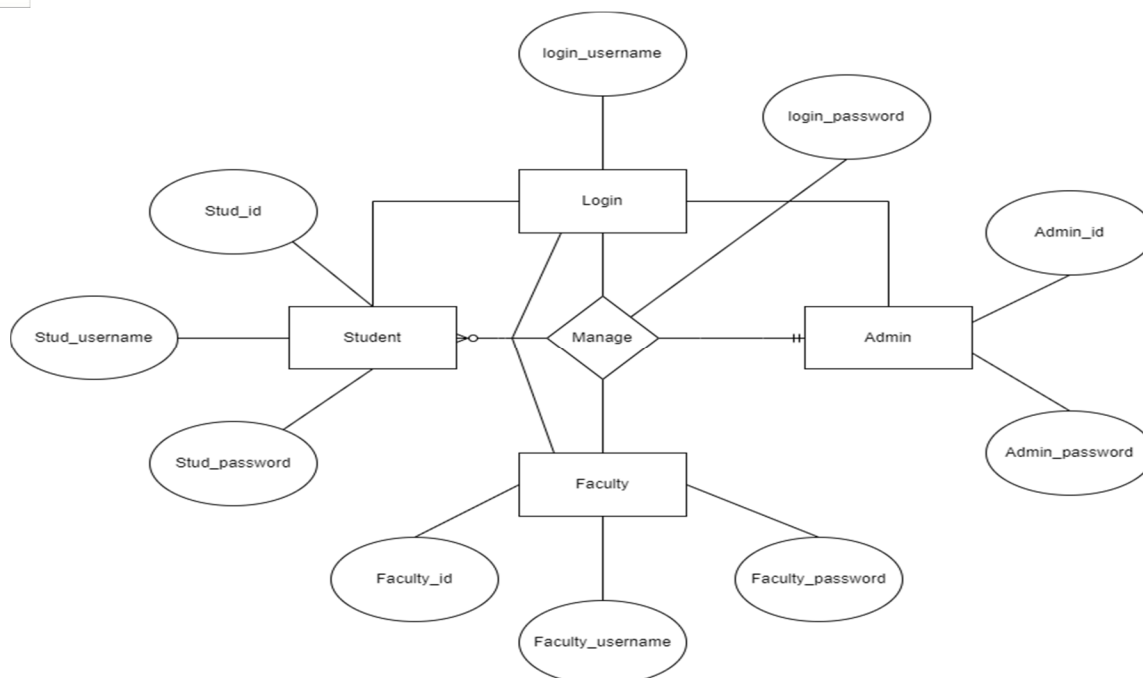


Figure 2 : ER Diagram for Login

From above Figure 2 shows the resume builder system with authentication allows students, faculties, and admin to securely login and create professional-looking resumes. This web-based platform features a user-friendly interface and customizable resume templates. The system is designed with security in mind, and appropriate measures are implemented to protect user data.

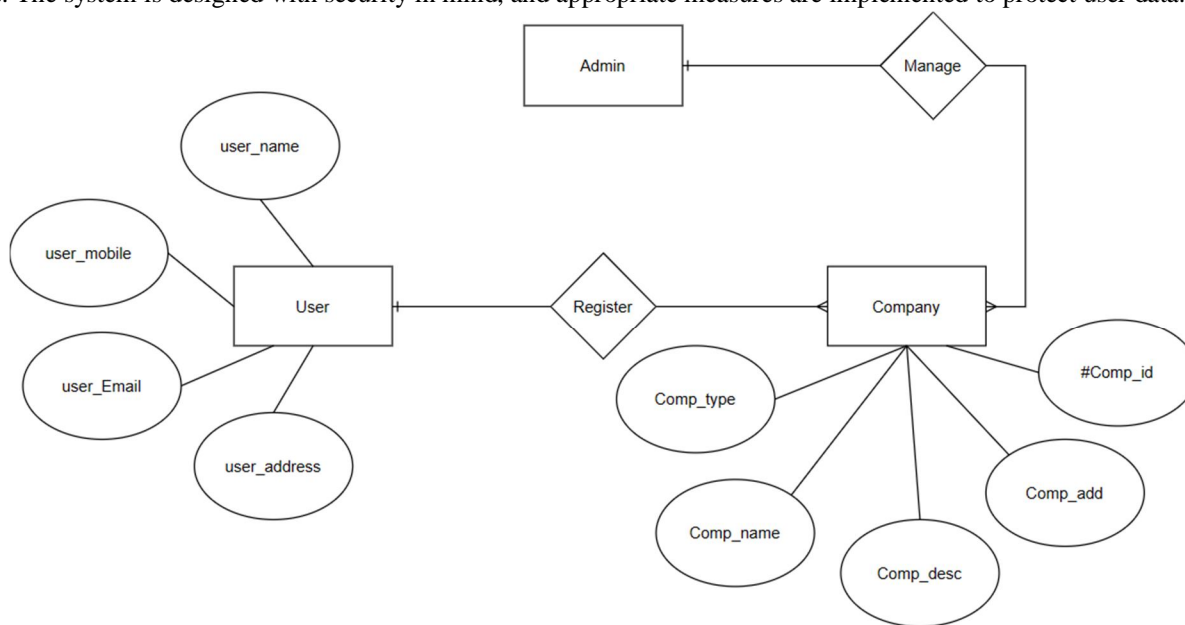


Figure 3: ER Diagram for Company Register

From above Figure.4.2 shows the resume builder system with authentication allows students, faculties, and admin to securely login and create professional-looking resumes. This web-based platform features a user-friendly interface and customizable resume templates. The system is designed with security in mind, and appropriate measures are implemented to protect user data.

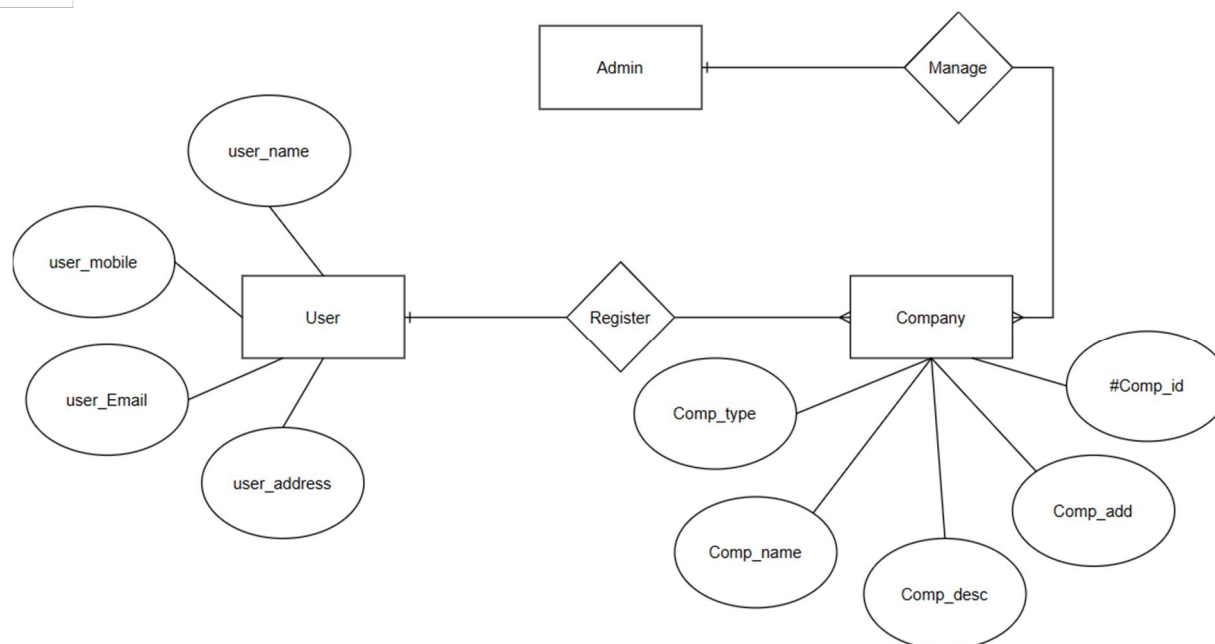


Figure 4: ER Diagram for Company Register

From above Figure 4 It describe students can register for company programs, internships or job opportunities by submitting their application and relevant documents through the proposed resume builder system or by following the instructions provided by the company. Using resume builder system students can easily generate the professional resume by simply filling the details and download PDF format so students can directly apply to the company by uploading the generated resume.

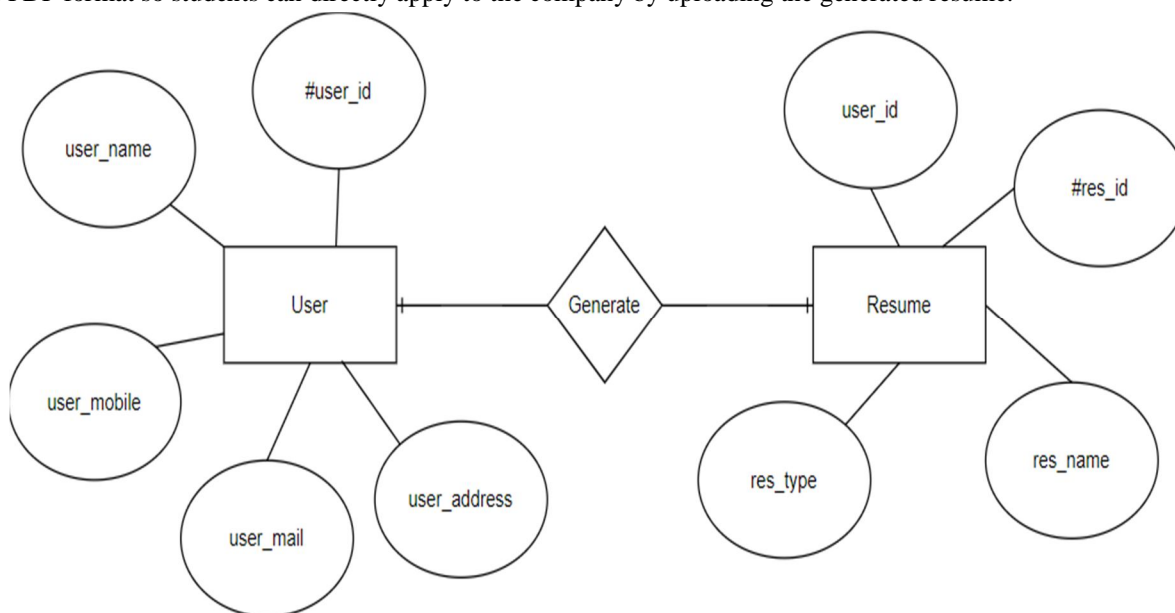


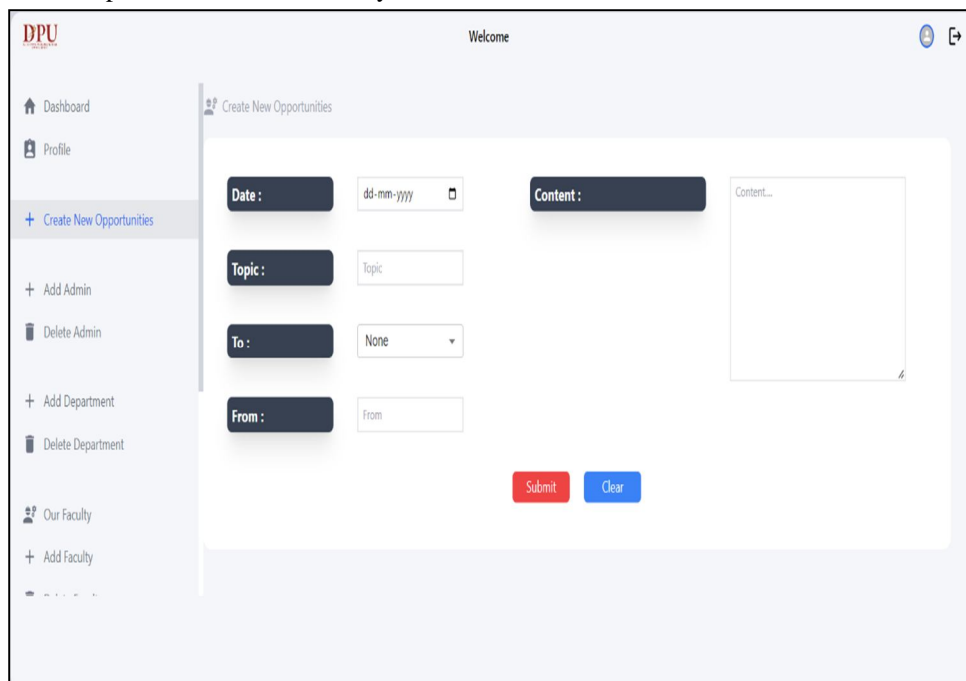
Figure 5: ER Diagram for Resume generation

From above Figure 5 Describe a resume builder system is an effective tool for creating a professional and well-structured resume. By simply filling out forms with personal information, education, skills, experience, and project details, users can quickly generate a standout resume that highlights their qualifications and expertise. This streamlined process saves time and ensures that important information is not left out.

V. RESULTS

A. Admin Dashboard

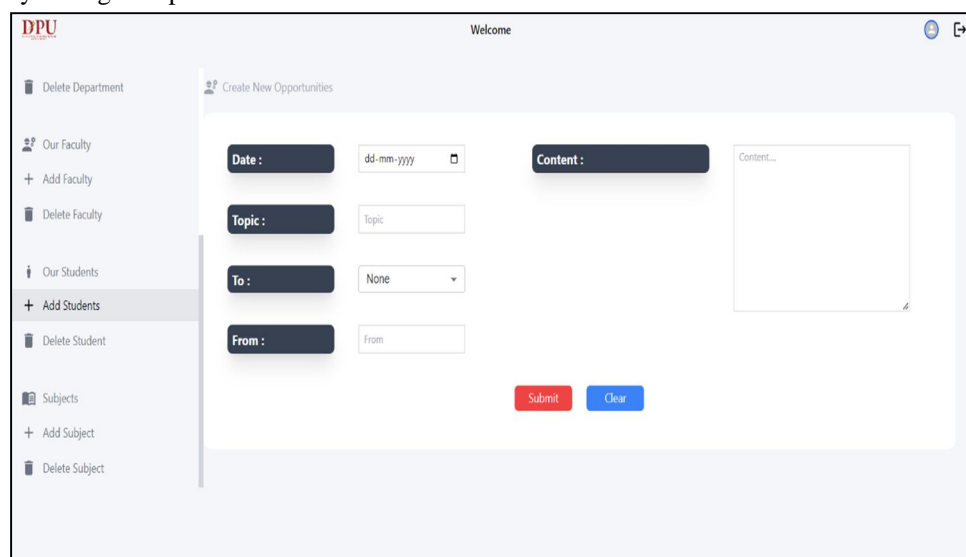
Admin dashboard is essential part of Resume Builder System . Admin dashboard include different functionalities.



The screenshot shows the Admin Dashboard for the Resume Builder System. The dashboard includes a sidebar with the following menu items: Dashboard, Profile, Create New Opportunities (highlighted), Add Admin, Delete Admin, Add Department, Delete Department, Our Faculty, Add Faculty, and a collapsed menu. The main content area is titled 'Create New Opportunities' and contains a form with the following fields: Date (dd-mm-yyyy), Content (text area), Topic (text input), To (dropdown menu with 'None' selected), and From (text input). There are 'Submit' and 'Clear' buttons at the bottom of the form.

Figure 6: Admin Dashboard

From above Figure 6 An admin dashboard for a resume builder system with the ability to add company opportunities would include: company opportunity management, job posting management, application tracking, and user management. The dashboard would also feature an analytics dashboard, notification management, and reporting. Together, these features provide the admin with the tools necessary to efficiently manage the platform.



The screenshot shows the Admin Dashboard for the Resume Builder System. The dashboard includes a sidebar with the following menu items: Delete Department, Our Faculty, Add Faculty, Delete Faculty, Our Students, Add Students (highlighted), Delete Student, Subjects, Add Subject, and Delete Subject. The main content area is titled 'Create New Opportunities' and contains a form with the following fields: Date (dd-mm-yyyy), Content (text area), Topic (text input), To (dropdown menu with 'None' selected), and From (text input). There are 'Submit' and 'Clear' buttons at the bottom of the form.

Figure 7: Admin Dashboard

From above Figure 7 an admin dashboard for a resume builder system should include features like student profile management, resume builder access, user authentication and authorization, user management.

B. Faculty Dashboard:

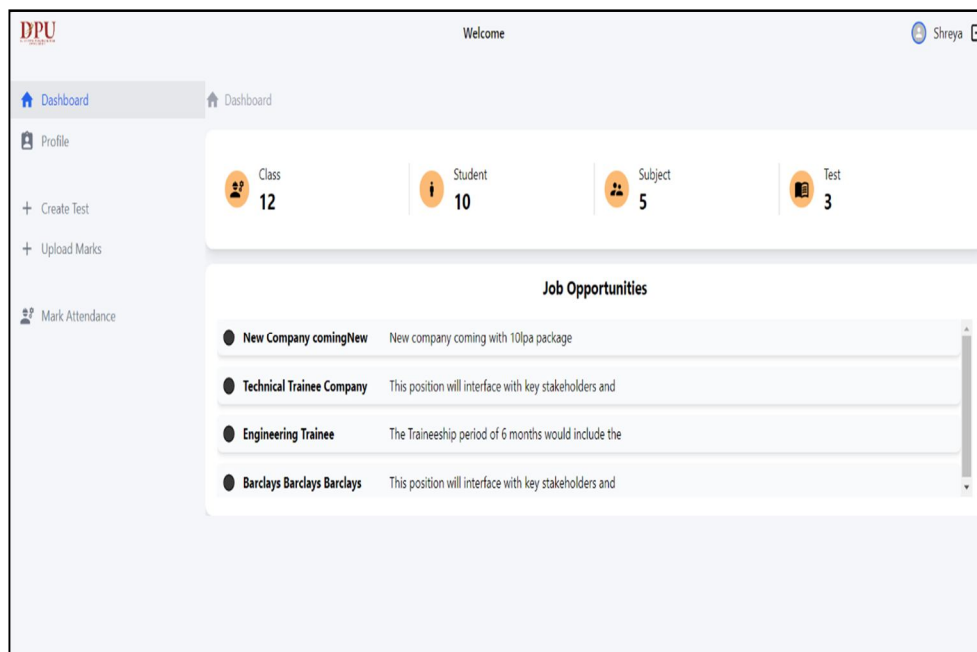


Figure 8 : Faculty Dashboard

From above Figure 8 faculty dashboard is a tool that helps manage courses and student data. To create one, determine user requirements, design a user-friendly interface, and include features like adding subjects, marking attendance, and creating tests while managing data in a database. It streamlines course management and improves the overall learning experience.

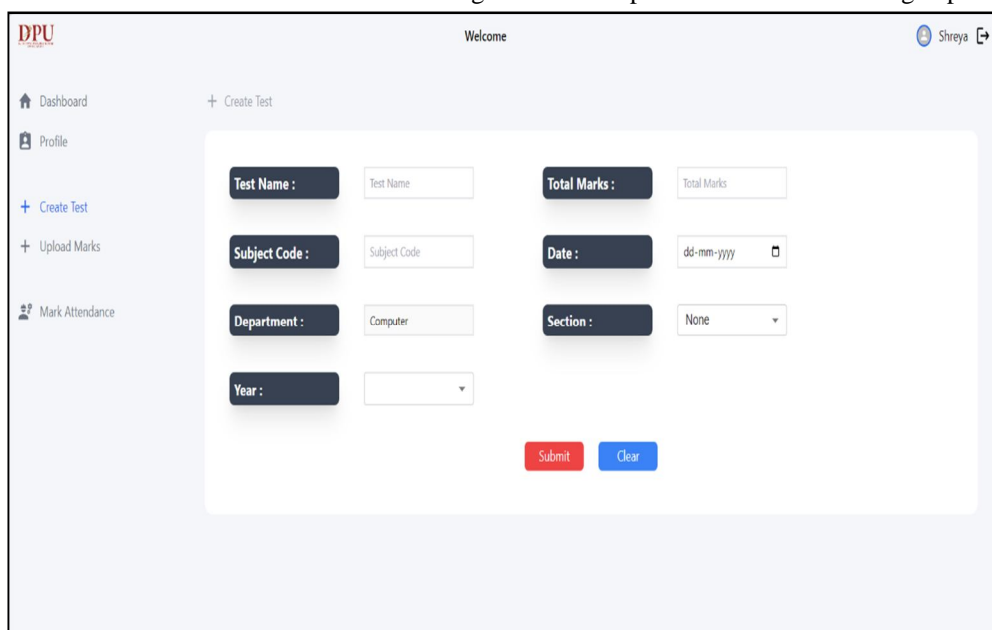


Figure 9: Faculty Create Test

From above Figure 9 Faculty dashboard for a resume builder system that includes creating tests for students should provide faculty members with a range of tools to help them evaluate student performance.

C. Student Dashboard

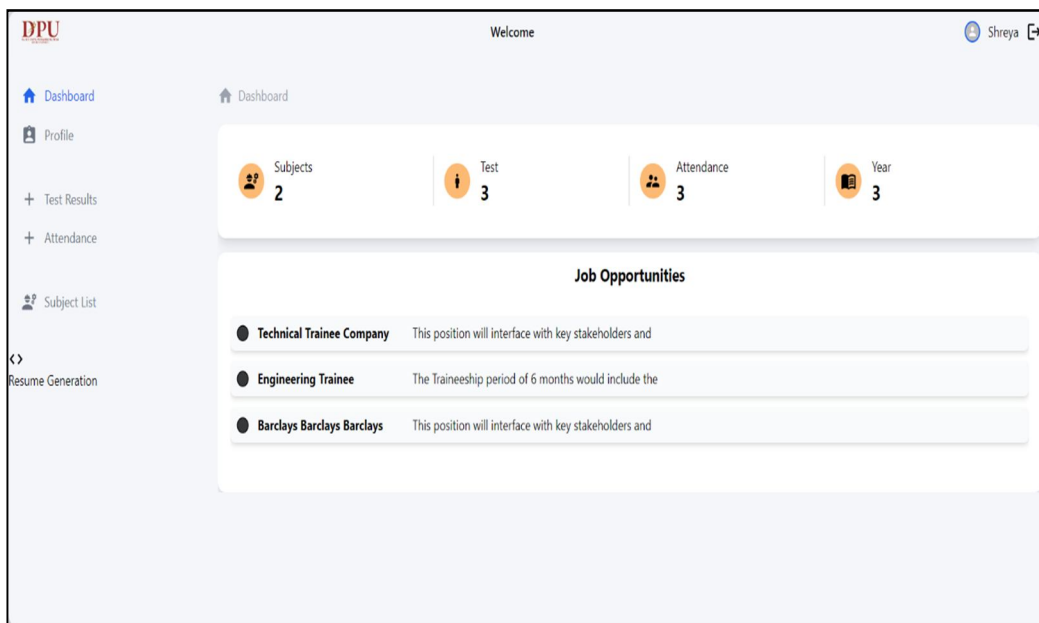


Figure 10: Student dashboard

From above Figure 10 student dashboard of a resume builder system includes features such as profile management, job opportunity browsing, attendance and test score tracking, subject viewing, and resume generation. This dashboard provides students with an efficient and user-friendly interface to manage their academic and professional information. By using this system, students can create a professional resume and apply for relevant job opportunities with ease.

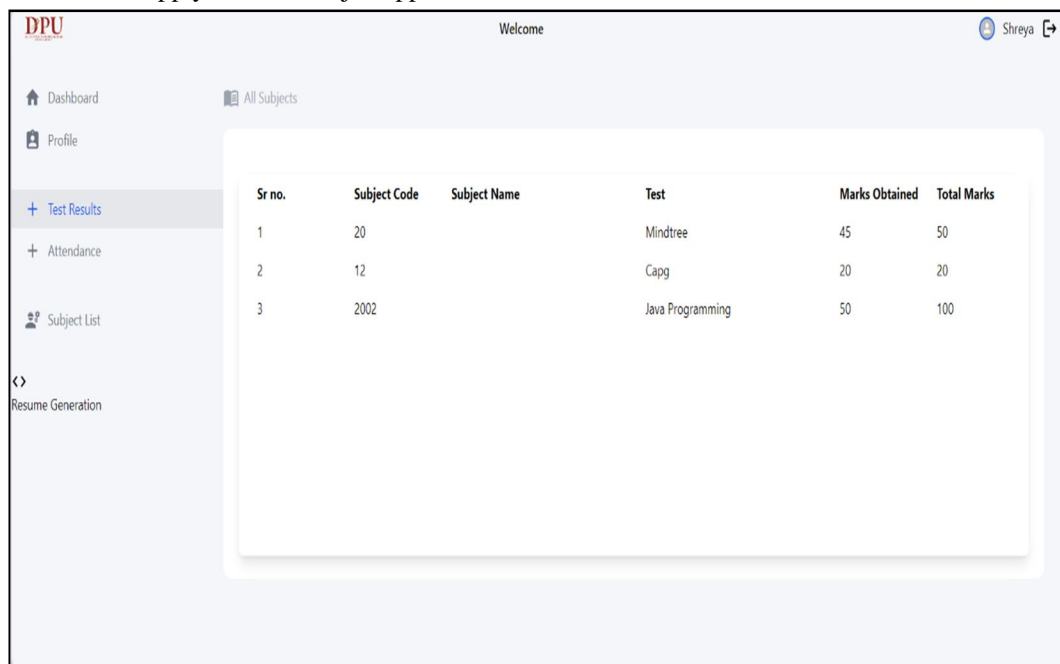


Figure 11: Student Test Results

From above Figure 11 student dashboard for a resume builder system includes a personal information section, a resume builder section, a test results section, and a progress tracking section. The test results section shows students their scores, rankings and identify areas for improvement.

D. Resume Module

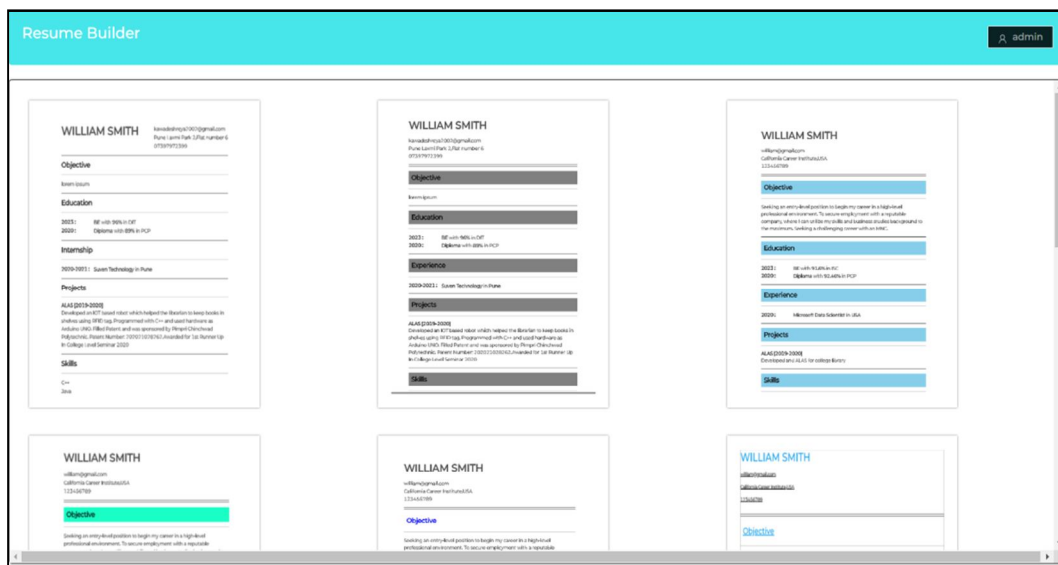


Figure 12: Resume Home profile

From above Figure 12 resume builder system with company-specific templates allows students to customize their resume for specific industries or companies. Features may include customizable templates.

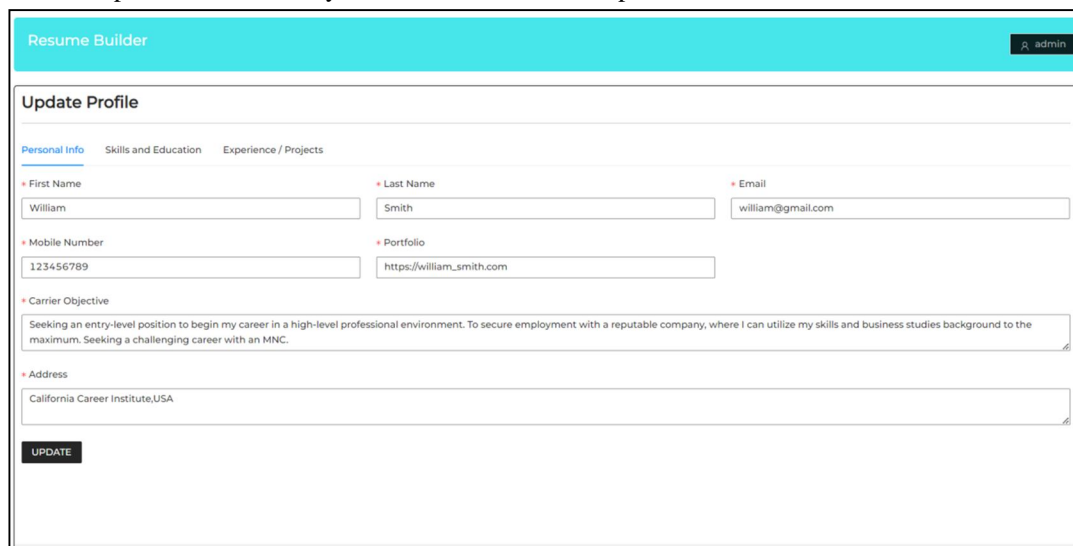


Figure 13: Resume Update profile

From above Figure 13 Shows in proposed resume builder, a comprehensive platform for creating and updating your professional profile. Our easy-to-use interface allows you to fill in your personal information, skills and education, work experience, and project details seamlessly. With just a few clicks, you can create a standout resume that highlights your achievements and skills.

VI. CONCLUSION

ICT: Resume Builder System Using Full Stack Web Development offers a simple method for automating the college's operations. It is an integrated platform that links several institutional divisions. It offers dependability, time savings, and is simple to operate. An authorized user can keep information and access it whenever they want. It has practically all of the modules needed for smooth college operations. These modules include ones for creating resumes, training, job placement, employee information, employee records, student information, etc.



REFERENCES

- [1] Mrs. Mrunmayee Hatiskar, Ms. Arati Tayade, Ms. Rajashree Garud, Ms. Sayali Gardi, "Resume Parsing and Standardization Using Semi-Structure Algorithm". International Journal of Engineering Trends and Technology (IJETT) – Volume 21 Number 4 – March 2015
- [2] Prof. Gauri R Rao, Ms. Renuka S Anami, "Automated Profile Extraction and Classification" NCI2TM: 2014 ISBN: 978-81-927230-0-6
- [3] Shreekanth Marapaka, Ms. Shweta Ramteke, Prof. Hirendra Hajare "Resume Builder Application" JETIR, Volume 8 Issue 3 March-2021 eISSN: 2349-5162.
- [4] Rinki Tyagi, Nihal Singh, Akanksha Baghel, Ankita Singh "Resume Builder Application" IJRASET ISSN: 2321-9653
- [5] Rishil Shah, Vishal Patel, Hriday Lal "RESUME BUILDER WITH CLASSIFIER" IRJMETS, May-2022 ISSN: 2582-5208
- [6] Kishor Raut, Suhas Dalve, Mahesh Jadhav, Harish Koli "Resume Building Applications" Jan 2022 IJRASET ISSN : 2321-9653
- [7] Harsha B Aladi, "Automatic Resume Generator" IJSR ISSN (Online): 2319-7064 , 2015
- [8] Sushant Kumar, Sarthak Attri, Neelendra Shukla , "FULL STACK BASED APPLICATION: ONLINE RESUME BUILDER" Issue 05, May 2022 e-ISSN : 2583-1062
- [9] Mr. Yadav A.B, Pooja Bhosale, Bhumi Gardi, Sajid Pawaskar, Pranay Shedge, "Resume Generation System" Volume: 04 Issue: 04 | Apr -2017 e-ISSN: 2395-0056
- [10] Hira Sajid, Javeria Kanwal, Saeed Ur Rehman Bhatti, Saad Ali Qureshi, Amna Basharat, Shujaat Hussain, Kifayat Ullah , "Resume Parsing Framework for E-recruitment" IEEE : 28 February 2022
- [11] Santhosh Kumar H, Mrs. Srividhya V R , "Online Training and Placement Management System" IJERT ISSN (Online) : 2278-0181 April 2018
- [12] Gunjan Jewani, Swati Sahare, Ritu Kathalkar; Ashwini Unhale "Online Training and Placement System " IEEE 20 March 2023 ISSN: 2688-0288
- [13] Trimukhe Suraj B., Pote kanchan B. , Todmal Anil M. , Gite Monali A "Training And Placement System" 2018
- [14] Mitali D. Mahajan, Sanika S. Kaginkar, Aabhas G. Janbandhu, Prof. Pournima Kamble , "Online Resume Generator" , IJARSC Volume 2, Issue 2, April 2022
- [15] Shreekanth Marapaka, Ms. Shweta Ramteke, Prof. Hirendra Hajare "RESUME BUILDER APPLICATION", Volume 8 Issue 3 March-2021 eISSN: 2349-5162



10.22214/IJRASET



45.98



IMPACT FACTOR:
7.129



IMPACT FACTOR:
7.429



INTERNATIONAL JOURNAL FOR RESEARCH

IN APPLIED SCIENCE & ENGINEERING TECHNOLOGY

Call : 08813907089  (24*7 Support on Whatsapp)