



# IJRASET

International Journal For Research in  
Applied Science and Engineering Technology



---

# INTERNATIONAL JOURNAL FOR RESEARCH

IN APPLIED SCIENCE & ENGINEERING TECHNOLOGY

---

**Volume:** 10    **Issue:** VIII    **Month of publication:** August 2022

**DOI:** <https://doi.org/10.22214/ijraset.2022.46251>

[www.ijraset.com](http://www.ijraset.com)

Call:  08813907089

E-mail ID: [ijraset@gmail.com](mailto:ijraset@gmail.com)

# Image Reconstruction Using Deep Neural Networks Models

Rahul N<sup>1</sup>, Dr. Nagaraj G Cholli<sup>2</sup>

<sup>1,2</sup>Department of Information Science and Engineering, RV College of Engineering Bengaluru

**Abstract:** Image restoration is the process of restoring the original image. It can be challenging to eliminate image blur in a variety of contexts, including photography, radar imaging, and the removal of motion blur brought on by camera shaking. Image noise is unintentional signal that enters an image from a sensor, such as a thermal or electrical signal or an external factor like rain or snow. The image degradation may be caused by transmission noise, object motion, resolution restrictions, coding artefacts, camera shake, or a combination of these factors. In order to distinguish between HF and LF artefacts, image decomposition is employed to divide the deformed image into a texture layer and a structure layer (Low Frequency LF Component) The current approach utilises the frequency characteristics of various forms of artefacts through a configurable deep neural network structure. Therefore, by changing the architecture, the same method may be applied to a number of picture restoration tasks. A quality enhancement network that uses residual and recursive learning is suggested for decreasing the artefacts with comparable frequency characteristics. Residual learning is used to enhance performance and speed up the training process. Recursive learning is used to both improve performance and drastically cut down on the amount of training parameters. This Project aims to build systems for reconstructing the old images from under sampled one and mismatched Pixels to form a proper image to increase its visible quality and its pixels quality by using a Deep Neural network Models and it can improve the integration of various feature representations from many photos. Result Shows Improved Training accuracy of 92%. When compared to the two-frame designs now in use, the multi-frame architecture will be used which prevents repetitive computations caused by multiple inferences when aligning multiple images

**Keywords:** CNN, Res Net, Inception v2

## I. INTRODUCTION

Reconstructing images from damaged ones enables one to recreate the original, flawless images. The debasement manifests itself in several structures, such as cryptic movement and low goals. Photograph reproduction covers the many shades and luminosities of a picture that best capture the original situation. Picture clamour is caused by barometrical perturbations, semiconductor device heat, or even merely the stochastic path of incoming photons. Outwardly, the commotion adds "grimy" grains with arbitrary strength to the images, which in certain cases severely degrades the visual appeal and subtlety of the images, such as edges. Lack of light or defective camera sensors cause widespread picture clamour. The current approach utilises the frequency characteristics of various forms of artefacts through a configurable deep neural network structure. Therefore, by changing the architecture, the same method may be applied to a number of picture restoration tasks. A quality enhancement network that uses residual and recursive learning is suggested for decreasing the artefacts with comparable frequency characteristics. Residual learning is used to enhance performance and speed up the training process. Recursive learning is used to both improve performance and drastically cut down on the amount of training parameters

## II. LITERATURE REVIEW

Single Image Reconstruction from Multiple Blurry Measured Images Authors Trieu-Kien Truong, Liming Hou, Hongqing Liu, Yong Li, Tsung-Ching Lin, and Date published 2018[1] The group's deficient regularisation on the haze bit and image is shown, where the deficient arrangement is highlighted by the 11-standard. Additionally, the recovery execution, which is still uncertain due to the assessment error, is further developed using the reweighted information devotion. Additionally, distance measurements are taken into account in the square matching interaction to find similar patches in order to minimise the undesirable disturbance effects in bunch insufficient representation.

Blurred and noisy image pairs are used for image deblurring. Deblurring of the Lu Yuan1 and Jian Sun [2] images using the noisy image. In order to estimate an appropriate blur kernel, which is otherwise challenging to do from a single blurred image, both photos are first used.

A residual deconvolution is then suggested to considerably minimise the ringing effects associated with image deconvolution, once more employing both images. Third, a gain-controlled deconvolution procedure significantly suppresses the remaining ringing artefacts in smooth image regions. Using the kernel estimated at the current level to initiate the subsequent finer level is an easy way. We have discovered that this setup is insufficient to reduce noise in kernel estimation, nevertheless.

Row-Column Sparse Representations, Blind Image Deblurring Mohammad Tofighi, Yuelong Li, and Vishal Monga are the authors Year of Publication 2020 [3] In order to solve this problem, we propose in this study a new method called Blind Images Deblurring employing Row-Column Sparsity (BD-RCS). To recover the external result of bit and picture coefficients in certain changing areas, we model it as a position one lattice and take care of the position minimization problem. Then, in order to select obscure bit and picture support organically, our main focus includes addressing two new improvement concerns, including line and segment sparsity. The piece and image can then be recovered using a single value decay at that point (SVD).

A classic low-level computer vision task, image deblurring aims to restore a clear image from a blurred input image[4]. Deep Image Deblurring Survey Significant progress has been made in tackling this issue thanks to deep learning developments, and numerous deblurring networks have been put forth. In order to serve the community as a helpful literature review, this work gives a thorough and timely survey of newly released deep-learning based image deblurring algorithms. Before introducing benchmark datasets and performance measurements and summarising various problem formulations, we begin by examining frequent causes of visual blur.

A Survey of Image Processing and Identification Techniques [5] has been done on image processing techniques. The first step in many image processing operations, such as pattern recognition and image analysis, which convert an image into binary form and segment it into several sections, is called image segmentation. Otsu's approach, K-means Clustering, and other segmentation techniques are employed. Texture, shape, and colour are feature vectors used for feature extraction in visual images. Using an edge detector with a morphological operator improves image clarity and noise reduction.

### III. IMAGE RESTORATION PROCESS

Image restoration using deep neural network theory. Machine learning's branch known as "deep learning" is frequently used to discover the underlying rules and distributions in data. Neural networks are frequently used in deep learning models. Additionally, Convolutional neural networks (CNN) and generative advertisement networks are often used deep learning models (GAN). Researchers are increasingly attempting to use CNN and GAN for image restoration tasks and have even proposed certain CNN and GAN-based picture restoration models. In contrast to conventional image restoration modelling, the deep learning-based approach makes use of large amounts of data.

neural network with convolutions. A neural network specifically created for data with a grid-like structure is a convolutional neural network (CNN). The link between spatial structure and CNN's ability to reduce the number of Increasing the number of parameters that must be learned will increase the backpropagation algorithm's training effectiveness. The fundamental elements of CNN are the convolutional layer, pooling layer, and nonlinear activation layer.

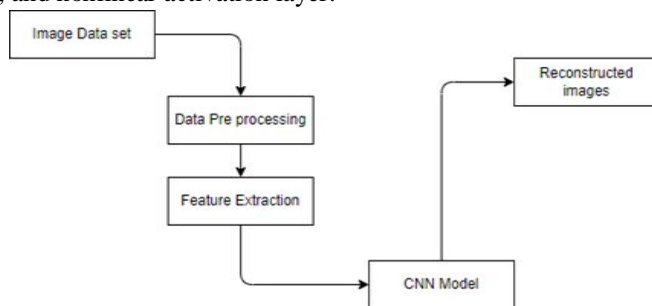


Fig 1: Methodology of image reconstruction

The first task is to collect the data sets that consist of Set of under sampled Images are grouped in batches together In order to develop the system the next task is crucial and plays an important role in getting high quality results here the data obtained from data sets must be preprocessed to remove the outliers, noise to improve the quality of Image so that feature extraction can take place. Also the resolution and format of the entire video dataset must be set into a single or similar size, pixel resolution and format to make the extraction process easier. Extraction of the features will take place next where the contours of the figures in images will be extracted and these features will be given as input to the neural network Neural network will be built to analyze the features obtained from the previous phase and then in order to build a relationship between the features for analysis to take place.



Generation of results where irregularities present in the images are detected and identified showing that the irregular events have been detected. The libraries used in this system are based and built in python are matplotlib, open cv, num py etc Development of the system itself will be based on python through the jupyter notebook as it has easier support for implementation of python libraries.

#### IV. DESIGN

The train-test split method is acceptable because it is an expensive model to train. The process entails splitting the dataset in half. The training dataset is the first subset that was used to fit the model. The model is fed the dataset's input element rather than being trained on the second subset, and its predictions are then contrasted with the expected values. The test dataset is the second in question.. The image is read from the file using the skimage.io image package. An image is resized by the rescale procedure by the specified factor. The scaling factor has two options. A single floating point value or multiple values, one for each axis, can be used as the scaling factor. Resize accomplishes the same thing, except instead of using a scaling factor, it lets you choose the shape of the output image. Transfer learning is a highly effective deep learning method with several applications in various fields. The major advancements in image recognition performance over the past few years have been made possible by Res Net and Inception, which offer exceptional performance at a relatively low computational cost. The Inception architecture is combined with residual connections in the Inception-Res Net. The layers of a neural network are not need to be in sequential order but rather form a graph in residual networks. It joins the first layer's input and the final layer's output. There are two parallel path normalizations for each block. The identity shortcut link is on the correct path (also known as skip connection). An element-wise sum is used to combine the two pathways. The data can be rotated up to 90 degrees, flipped horizontally, and moved vertically and horizontally using the image Data Generator class. Applying is necessary

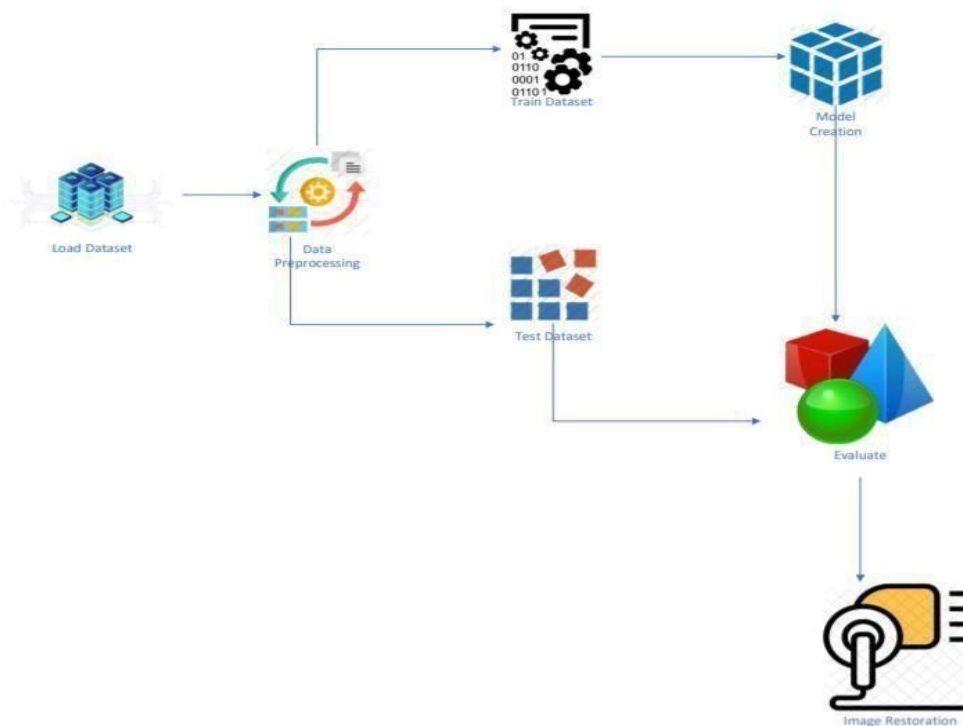


Fig 2: Design of image reconstruction

#### V. RESULTS

The Project was focused on implementing remove unwanted noises using filters like Motion - blur, Guassian filter using Transfer learning and inception and resnet to increase image quality. The clustering process takes place in an iterative way using transfer learning algorithms to encode and decode the images. The clustered dataset is then divided into a train set and a test set, with the former being used to train the model and the latter to test it. The project helps to transform outdated, pixel-blurry photographs into newly created, high-quality original images. An experiment is a systematic operation that is carried out under predetermined conditions in order to test a hypothesis, explain a known effect, or uncover an undiscovered effect. Process analysis determines how input influences output and what the optimal input level should be to produce the intended outcome



Fig 3: Sample image dataset

Shows sample training image data set to Train the model Once the model is built, a pre processed image with a size of 244 by 244 is supplied to the network. It was created using the most widely used optimization techniques. Also noted is the loss type, sparse categorical cross entropy, which is employed in multi-class classification. The model will be assessed using accuracy as one of the metrics as it goes through 102 epochs of Keras fit training. The model is trained for classifying an old paintings for the training using CNN and ResNet50 with the dataset divided as 80% training data and 20% testing data. The images of the dataset are resized to (244,244) Time taken for training the images is 1hr 45 min

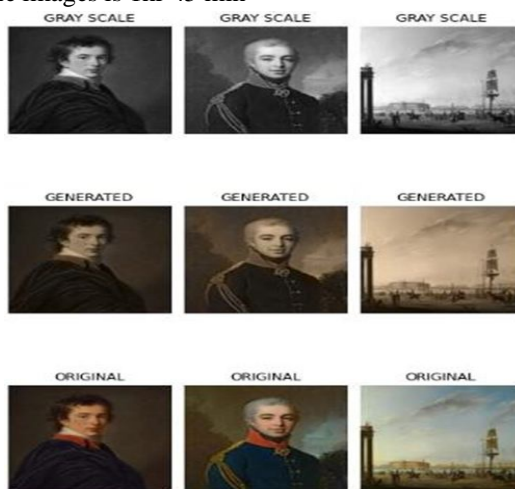


Fig 4: Denoised image and generated original images

In the project, a novel method is proposed which uses supervised techniques gives better performance than just unsupervised technique. After model building and evaluation, denoised image is obtained. The result is more accurate when the mean predicted value is more. so, the text image obtain is deblurred and denoised with highest image quality. A software development is typically evaluated using evaluation metrics, which can be used to determine the product's or the process's quality. There are numerous metrics that are suggested for different items or processes. The relationship between software measurements and their shortcomings in identifying the quality of the software is the subject of research. To ensure that the procedure is running smoothly from beginning to end, data from the kernel—which contains the deader and the postman's body—was delivered. The answer code will serve as project evaluation metrics. The response code will be analyzed for better understanding of the flow

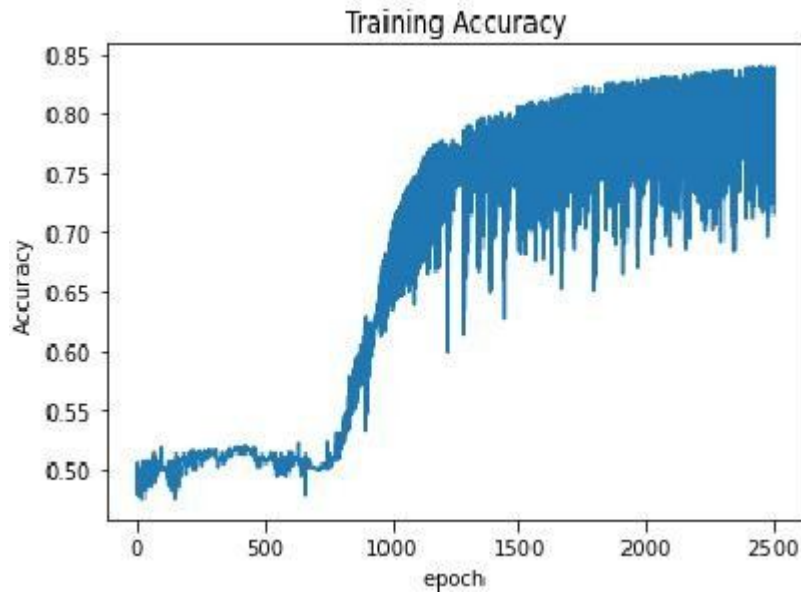


Fig 5: Graph of Training Accuracy

Above Graph represents the graph for Training accuracy. It is observed that the accuracy increases as the loss decreases at each epoch.

## VI. CONCLUSION

This Project build the system to identify the under sampled pixels in images and videos by streaming measurements by grouping them into mini batches and processing with the data set inputs further align multiple image segments with relativedisplacement on a pixel-by-pixel basis. Utilizing Deep Neural Networks can improve the integration of various feature representations from many photos. The multi frame design can eliminate redundant calculations brought on by various inferences when aligning several images, as opposed to the existing two-frame architectures. the entire process can aid in creating photographs with less noise and higher resolution..image reconstruction is a very challenging tasks in image- processing approach that uses blur and noise images to simulate the degradation process and to enhance the real world objects byrestore a degraded image. We endeavored to find the perfect calculation for original version image reconstruction filter. The filter support, by suggested truncation approach retains a collection of principal features from the original pixel. The pixel is also offered in several forms for directionally adaptive picture restoration utilizing the local covariance matrix.

## REFERENCES

- [1] Tsung- Ching Lin, Liming Hou, Hongqing Liu, Yong Li3, "Reconstruction of Single Image from Multiple Blurry Measured Images" Vol 34 no 8, pp 2018
- [2] L. Qing and "Image Deblurring with Blurred and Noisy Image Pairs" vol 55, no. 6, pp. 1182– 1195, 2019.
- [3] Mohammad Tofighi, Yuelong Li, Vishal Monga "Blind image Deblurring using Row Column Space Representations," IEEE Transaction on Signal Processing, vol. 57, no. 6, pp.2178–2191 2020
- [4] B. Wen, S. Ravishankar, and Y. Bresler, "Deep Image deblurring survey," in 2020 IEEE International Conferenceon Image Processing, 2016,
- [5] Sahil V. Khedaskar1 , Mohit A. Rokade, "A Survey of Image Processing and Identification Techniques," IEEE Trans. Med.Imag., vol. 30, no. 5, pp. 1028–1041, 2019
- [6] Hanghang Tong Mingjing Li, Hongjiang Zhang, "Blur Detection for Digital images using wavelet transform,"IEEETransactions on Medical Imaging, vol. 32, no. 6, pp. 1132– 1145,2018.
- [7] J. Mairal, F. Bach, J. Ponce, and G. Sapiro, "Image Deblurring using neural networks," J. Mach. Learn. Res., vol. 11, pp. 19–60, 2018.
- [8] Vijayan Ellappan and Vishal Chopra, "Reconstruction of noisy and blurred images using Kernel," IEEE Journal of Selected Topics in Signal Processing, vol. 9, no. 4, pp. 637–646, 2020
- [9] Amreen K Kazi and Dr. D.J.Pete, "Restoration of Digital Image using Blur removal Technique," in IEEE International Symposium onBiomedical Imaging: 2017
- [10] Ben Yeddler, E. Candes, and D. K. Sodickson, "Deep Learning for biomedical image reconstruction," Magnetic Resonance in Medicine, vol. 73, no. 3, pp. 1125–1136, 2019.
- [11] B. Bascle Blake, "Motion Deblurring and Super-resolution from an Image Sequence,"
- [12] IEEE Transactions on Image Processing, vol. 29,pp. 7735–7750, 2020
- [13] Ben-Ezra, S K Nayar, and Y. Ma, "Motion Deblurring Using Hybrid Imaging Moshe Ben-Ezra," IEEE Transactions on Image Processing, vol. 19, no. 11, pp. 2861–2873





10.22214/IJRASET



45.98



IMPACT FACTOR:  
7.129



IMPACT FACTOR:  
7.429



# INTERNATIONAL JOURNAL FOR RESEARCH

IN APPLIED SCIENCE & ENGINEERING TECHNOLOGY

Call : 08813907089  (24\*7 Support on Whatsapp)