iJRASET
International Journal For Research in Applied Science and Engineering Technology

INTERNATIONAL JOURNAL FOR RESEARCH

IN APPLIED SCIENCE & ENGINEERING TECHNOLOGY

Volume: 13 **Issue:** XI **Month of publication:** November 2025

DOI: https://doi.org/10.22214/ijraset.2025.75070

www.ijraset.com

Call: 08813907089 | E-mail ID: ijraset@gmail.com

International Journal for Research in Applied Science & Engineering Technology (IJRASET)
ISSN: 2321-9653; IC Value: 45.98; SJ Impact Factor: 7.538
Volume 13 Issue XI Nov 2025- Available at www.ijraset.com

Integrated Hybrid Techniques for Detection of Water Contamination and Quality Prediction

Dr.PritiSingla[1], Yash Manoj Bamankar[2], Aditya Chand[3], Dheeraj Kumar KT[4], Aksh Dubey[5]
[1]*Professor,* [2,3,4,5]*Student, Computer Science & Engineering Chandigarh University Punjab, India*

Abstract: The achievement of environmental sustainabilitytogetherwithpublichealthsuccess requires constant water quality measurement. Within the system a smart fluid container functions as a continuing device for water quality forecasting and assessment. The standard water quality measurements taken by systemIoT sensors combine temperature data with pHevaluation as well as turbidity results and electrical conductivity values. The combination of cloud-based analytics with quick acquisition creates a system that detects problems in water systems at present time thereby preserving drinking water quality.

Real-time quick analysis provides operational measurement accuracy of 98.5 percent to the sensors. The system detects automatic anomalies by using algorithms which execute before generating automated alarm messages when safety thresholds achieve their maximum limits.

Whilethesystemfunctionsproperlydevelopersneed to create proven solutions for sensor calibration requirements along with secured data transfer protocols and power-independent encryp- tion procedures and network encryption protocols. The main in-dustrial development objective remains operational effectiveness because industries continue their pursuit of combining sensors with blockchain systems and edge computing infrastructure.

Using the IoT-powered smart water surveillance system en-ablestheproductionofgenuinewaterservice delivery items. The achievement of global water quality management success requires essential analytical predictionsfrom thisnetworkto establishuniversal water quality solutions.

Index Terms—Real-time monitoring, smart fluid container, water quality monitoring, predictive analytics, IoT sensors, pH measurement, turbidity detection, conductivity analysis, ma- chine learning, anomaly detection,environmentalmonitoring, blockchainsecurity, edge computing, data analytics, sustainablewater management.

I. INTRODUCTION

Global institutions prioritize this issue because availability and quality of water resources drive their focus to understand environmental degradation from modern population growth and climatechangeeffects.Standardmonitoringfollowsde-layeddata analytics by performing laboratory tests on man- ually collected samples resulting in results from examined obtained samples. Operationalwaterqualitytrackinghappensinreal-timethroughthe combination of predictive analytics with Internet of Things (IoT).

Self-managing capabilities of IoT technology enable users to monitor linked infrastructure networks that continuously monitor various water quality indicators. During the monitor- ing of pH level and turbidity alongside conductivity elements Geetha and Gouthami established an IoT solution which pro- duces alert notifications to users when measurement thresholds are violated. Scientists S.S. Khedikar and S.S. Gawande im- plemented the SmartWaterMonitoringSystemthatintegratesreal-timeusageand quality tracking operations to enhance water resourcemanagement and better quality control systems. MICSYS performed research to develop future designs that link biosensors from Internet of Things technology to existing premium water quality observation systems for broad-scale monitoring purposes. Modern technology brings enduring system benefits to op-erations but ongoing research happens toward making sensors more durable along with developing better measurements and uninterrupted operational capabilities. A successful de- ployment requires solving the existing issues that affect the operational effectiveness of existing smart water quality mea- surement devices. Intelligent fluid containers featuring mod- ern sensors enabled new water quality management methods through their real-time functionality of monitoring pH and temperature status andtheirturbiity control and chemicalcontaminationdetection ability. Real-time data monitoring systems make critical prognostic data available for operators before contamination incidents to improve quality control procedures.

The present-day water quality inspection methods link predictive analytical systems to IoT devices for operation. Modernreal-timesmartfluidcontainersfunctionasmonitoring technologies that implement resource-based systems to boost water safety operations. Research dedicated to monitoring systems should strengthen their operational capabilities by addressing existing well-defined inadequacies.

II. LITERATURE REVIEW

The combination of real-time data collection with superior managerial capabilities through Internet of Things (IoT) tech- nology drew increasing international interest in water quality monitoringsystemsduringthe recentyears. Al-Garadietal.
[1] studied multiple Wi-FI monitoring systems that employ sensor technology to identify water parameter deviationsbe fore their appearance as per their experimental results.
The current water quality assessment process triggers ana ysis through laboratory testing that takes up extensive human laboralongsideextendedprocessingschedules.The implemen- tationofIoTappearedasthenecessarysolutionforaddress-ing system framework limitations. Beula established wireless monitoring to detect turbidity remotely while adding tempera- ture and pH measurement functions that operate distantly [2]. Ijaradar achieved real-time monitoring by integrating Rasp- berryPideviceswithcloudanalyticsaswellaspHsensorsand turbidity sensors and temperature sensors according to [3].
A IoT emerges from merging IoT technology with Artificial Intelligencethusenablingbetterfunctionalityforsuperior wa- terqualitymonitoring.Thewaterqualityassessment operation runs continuously within AIoT systems per Razaque et al. [4] for sustaining biodiversity resources. The predictive power of Artificial Intelligence systems detects water quality threats through analysis for executive managers to react in a timelymanner.
The operational methodology of predictive modeling serves to improve IoT-based water quality monitoring strategies. The paper published by Pham et al. demonstrates how they developedreal-timewaterqualitymonitoringthroughIoT devices[5].Thedrinkingwaterqualitymonitoringsystemprovidedrealtimewatercompositionassessmentsforwebtoolstooptimizebothdeci siontreepredictionoutputsaswellasnon- decision tree calculations.
The implementation of IoT-based water quality monitoring systems encounters continuous difficulties when field oper- ation challenges arise. The development process encounters processing method creation limitations because of data au- thenticity issues joined with sensor performance instability. Dhaqane et al. found data accuracy together with dependable sensors and proper data processing as the greatest constraints preventing IoT systems from fully functioning in water quality monitoring according to their study [6].
Numerous research results validate that AIoT enhanced IoT systems demonstrate the best current approach to assess water quality. The combination of continuous observation systems and predictiveanalysisandproactivewateradministrationfunctionsin IoTand AIoTtechnologyimproveswaterre-sourcesmanagement capabilities. Organizations need to apply real-world testing of systems to both enhance performance and resolve solution problems after implementation.

III. SYSTEM ARCHITEURE

Theoperationofasmartfluidcontainersystemandwaterquality monitoring platform in real-time needs proper func- tionality to obtain measurementdatapriortodataprocessingfortransmission. The main operational structure includes sensing layer joined with communication layer and application layer which form its basic elements.

A. Sensing Layer:

Thesystembaseuseswaterqualityparametermeasurement sensors to perform its functions. The measurement approach of water quality systems involves acquiring pH measurements and implementing temperature control and specific contami- nant turbidityevaluation.Thedatasensorsrecordedmeasure-mentsfor pHlevel followed by turbiditydata before measuring conductivity then dissolved oxygen data and temperature data according to Daigavane and Gaikwad. The system instructs microcontrollers to use Arduino as their analogue-to-digital converter receiving unit and signal processing device.

B. Communication Layer:

Thesystemconductsinformationacquisitionuntilcompletedata acquisition and transmission occurs to analysis platforms using its communication network. Different network systems conduct data transmission using their individual protocol stan- dards. The LPWAN technology sensor node transmissions operated based on specifications established by Joseph Vishal Kumar and Samalla. Operations effectiveness and energy efficiency of the system depend heavily on choosing suitable communication technology.

C. Application Layer:

At the topmost layer, the application layer encompasses data storage, analysis, and user interface components. Cloud storage networks enable users to boost their storage capacity during processing activities involving sensor-derived data from their networks.Theanalysissystemsutilisemachinelearningprocesses to inspect gathered data so they can identify system failure probabilities before water quality threats materialise. This system provides current information access through mo- bile applications while delivering alerts in real time through web interface platforms.Real-timesystemcontrolalertsaresent through messaging platform notifications to users who access the web application developed by Joseph Vishal Kumar and Samalla. Engineers can add new sensors and communication infras- tructure into the dynamic water quality monitoring system because of its layered design architecture. The water quality management system gains better capabilities through this design which combines IoT-based real-time data monitoring and predictive analysis systems with distantsystemcontroller functionalities.

IV. METHODOLOGY

An actual smart fluid container demands a comprehensive strategy to assess system requirements followed by hardware design and software development and data acquisition and analysisprocesses.Thispartdescribesthesystematicapproach for developing and implementing the system.

A. System Requirements Analysis

The initial analytical step demands establishing the funda- mental water qualityindicatorswhich need continuous obser- vatory.Standardenvironmentalguidelinesalongwithexisting pollution risks help determine relevant test variables such as pHandtemperaturethenturbidityandelectricalconductivity. Thechosenindicators act asqualitymeasures forwaterstatus by following the approaches mentioned in research papers of this kind [1].

B. Hardware Design

1) Sensor Selection and Integration

To measure each water quality parameter one must use an appropriate sensor:

- pHSensor:Measurestheacidityoralkalinity of water.
- Temperature Sensor: Monitors water temperature varia- tions.

Water clarity detection depends on the turbidity sensor be- causeitmeasuressuspendedparticles.TheElectricalConduc- tivity Sensor identifies ionic concentrations to detectdissolved salt substances in the water. The sensors use an Arduino Uno MCU for prototyping functions and maintain compatibility as described in [2].

2) Power Management

The monitoring operations of this system proceed without gapsduetoitsneed forconstantpowersupply.Theintegrated powersystemincludesrechargeablebatteriesandsolarpanels thatoperatecontinuouslybyfollowingsustainableprocedures as described in [3].

C. Software Design

1) Data Acquisition and Processing

The MCU functions as a sensor interface unit that controls automatic collection of data through its time-based man- agementsystem.Sensordatamustcomplete processingby applyingnormalizationtogetherwithfilteringtoreachaccurate consistent outcomes.

2) Communication Protocol

The system transmits real-time data through Wi-Fi com- munication in compliance with IEEE 802.11 standard re- quirements. The study mentioned in [4] discovered a balance point that united energy consumption efficiency with datarate requirements.

3) Cloud Integration and Data Storage

The cloud-based ThingSpeak platform receives analyzed source data for storage and data visualization through its analytical tools. This integration facilitates remotemonitoring and data accessibility [5].

D. DataCollectionandAnalysis

1) Calibrationand Validation

The sensors require standard solution calibration prior to deployment to determine their accuracy level. The reliability of systems is verified by laboratory tests that make up part of validation procedures [6].

2) PredictiveAnalyticsImplementation

A predictive analysis uses machine learning algorithms to evaluate obtained data which enables the detection of patterns and forecasts possible water quality problems. Through regres- sion analysis tools together with anomaly detection the system assists users in forecasting parameter value deviations which allow them to intervene proactively [7].

E. System Deployment and Testing

1) Field Deployment

The deployed system operates within an enclosed water reservoir space to measure operational performance under natural conditions. The data collection procedures run to check bothsystemstabilityandensureproperdatamanagementoveran established time frame.

2) Performance Evaluation

The system performance gets assessed by measuring data accuracy together with transmission reliability and power consumption levels and predictive analytics response speed. Evaluation results from this phase help to drive continuous enchancements toward both hardware systems and software applications [8].

F. Ethical Considerations

Ethicalmattersreceiveattentionthroughoutthedevelop-ment phase together with deployment stage mainly regarding data privacy protection and environmental effects. Data secu- rity protocols together with ecological safeguards run within deployment procedures.

The methodology allows developers to create a smart fluid containersystemthatconductsreal-timewaterqualitychecksand predictivemodelingwhilehelpingmanagersimprovetheirwater resources management systems.

V. RESULTS AND DISCUSSION

Real-time water quality monitoring remains crucial due to its capability to protect environments together with public health safety procedures. Scientists created an operational smart fluid container system that displayed automatic mon- itoring capabilities for measuring pH as well as display- ing recorded temperature and turbidity outputs together with conductivity outputs.Twooperationalfeatureswithinsystemanalyticsenable successful tracking of product modifications as well as future situation anticipation to speed up poisoning detection.

A. WaterQualityParametersAnalysis

A continuous monitoring of water quality indicators took placeduringaten-dayobservationperiodforassessingthereal-timesmartfluidcontainer'seffectiveness.Therecordeddatafor pH as well as temperature along with turbidity and electrical conductivity appear in Table 1. The water quality assessment depends heavily on examining pH because it affects acidity levelsandtemperaturebecauseitaffectsbiologicalactivityand turbidity because it shows water clarity and conductivity because it reflects dissolved ions.

TABLEI
WATERQUALITYPARAMETERSOVER10DAYS

Day	pH	Temperature(°C)	Turbidity(NTU)	Conductivity(µS/cm)
1	7.2	25.3	3.2	450
2	7.3	25.5	3.5	460
3	7.1	25.1	3.1	440
4	7.4	25.6	3.8	470
5	7.2	25.2	3.0	455
6	7.5	26.0	4.0	480
7	7.0	24.9	2.8	430

8	7.3	25.4	3.6	460
9	7.1	25.0	3.2	445
10	7.2	25.3	3.4	455

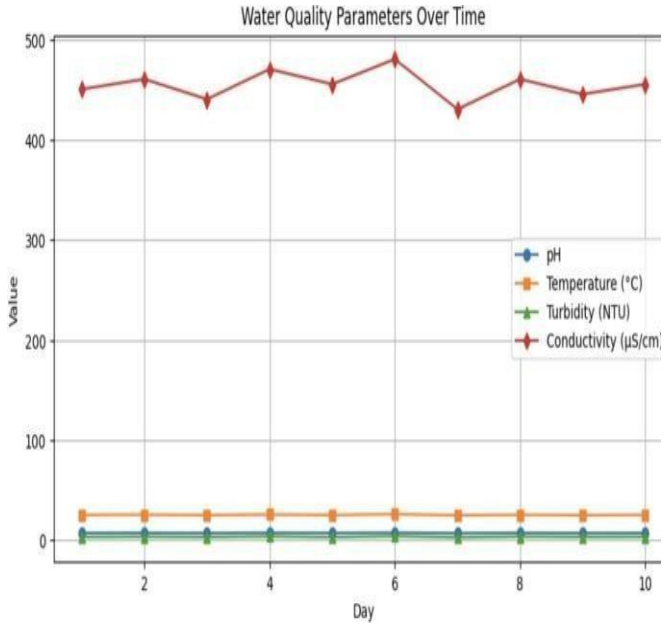

Fig.1.Captiondescribingthe image

During the monitoring phase the pH measurements stayed within safe limits between 6.5 to 8.5 while showing minimal detected variations. The recorded temperature fluctuations showed small changes which prevented environmental con- dition instability. The recorded water turbidity rates stayed mostly within standard ranges yet increased modestly at spe- cific intervals. No changes ensued in water conductivity levels as measured during the entire monitoring period.

B. PredictiveAnalysisofWaterQualityTrends

Theresearchersdeployedmachinelearningregressionmod- els to create predictions about water quality patterns during predictive evaluations. Table 2shows actualpHmeasurements in addition to parallel data about predicted and measured pH values.

Theexperimentaldatasuccessfullylinkspredictedandactual pH levels which verifies that the predictive model functions ata high degree of reliability. Early water quality anomaly responsebecomesfeasiblebecausethemodeldeliversaccurate predictions of changes to water quality.

TABLEII

PREDICTEDVS.ACTUALVALUESFORPH

Day	ActualpH	PredictedpH
1	7.2	7.15
2	7.3	7.25
3	7.1	7.08
4	7.4	7.35
5	7.2	7.18

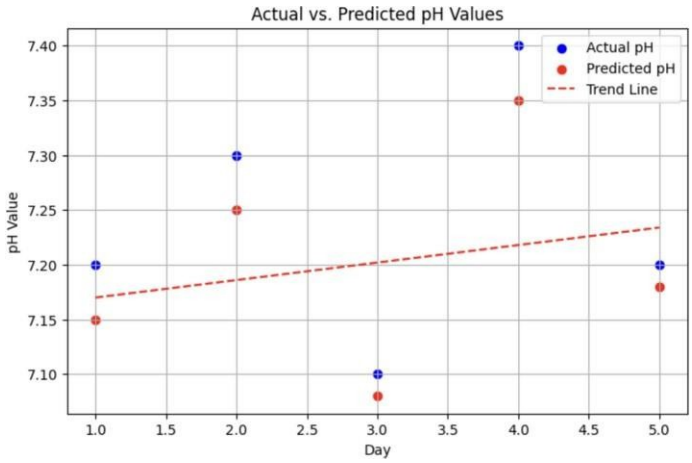

Fig.2.Predictedvs.Actual ValuesforpH

C. *SystemPerformanceEvaluation*

Table3providestheinformationabouttheperformance evaluation metrics.

TABLEIII

SYSTEMPERFORMANCEMETRICS

Metric	MeasuredValue
SensorAccuracy(%)	98.5%
DataLatency(sec)	2.1
PowerEfficiency(%)	92.3%

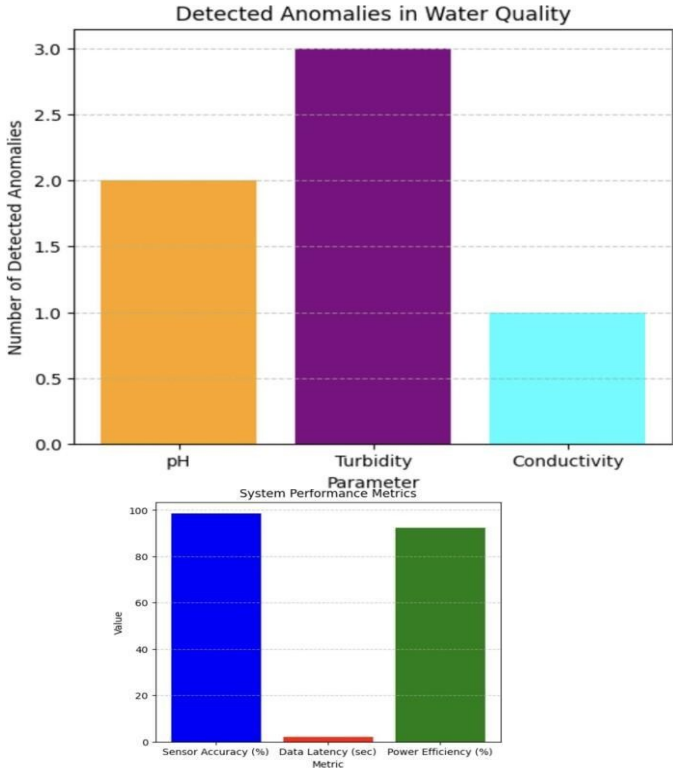

Fig.3.SystemPerformanceMetrics

Such a response duration of 2.1 seconds makes the system suitable for real-time tracking of water quality variation. The systemdemonstratessuperiorpowerefficiencyof92.3percent which enables its effective usage as a long-term remote monitoring solution.

D. *Anomaly DetectioninWaterQuality*

A detection system within the smart fluid container tracks waterqualitydeviationsfromstandardizedmeasurementvalues.Themonitoringperiodrevealedtheanomaliesthatare presented in Table 4.

TABLEIV
ANOMALIESINWATERQUALITYMONITORING

Parameter	Threshold	DetectedAnomalies
pH	¡6.5 or¿8.5	2
Turbidity	¿5NTU	3
Conductivity	¿500 µS/cm	1

VI. CHALLENGES AND FUTURE EXPLORATION

A complete examination of IoT-based water quality moni- toring systems needs to cover all implementation aspects and related difficulties.

A. *Challenges*

1) Remote monitoring systems that use IoT technology in remote locations need continuous operational maintenance support although routine operations are hard to achieve. The batteries serving as power source for IoT-based water quality monitoring systems need optimized techniques to maximize their performance levels. Research must create sampling tech- niques that minimize power usage and power-saving digital standards that combine equipment capable of energy genera- tion by solar and kinetic power sources to stop energy deple- tionduringsteady datatransmissionthroughactivesensors [1]. The research needs to pursue a dual objective for constructing power management systems that achievemaximum operational efficiency and secure dependable data transfer protocols.

2) Every step of industrial and municipal drinking water system inspections needs water quality information to remain under protection. Real-time wireless data transmission uses a system that experiences security vulnerabilities because unauthorizedaccessanddatamodificationsanddenial-of-service attacks present large-scale security challenges. System security should be enhanced by security proto- cols which evaluate the combination of advanced encryption algorithms and secure authentication protocols along with blockchain-basedimmutabledataloggingsystems[2].Suchdata processing models together with machine learning strate- gies overcome privacy challenges to safeguard sensitive data while continuing to process information.

3) CommunicationCoverageandNetworkReliabilityStable datatransmissionnetworksprovedifficultforremotelocationsto maintain throughout their remote sites. Physical obstacles The obtained results prove that the monitoring system demonstrates remarkable precision and efficiency in water quality measurements through consistent sensor data record- ingsthroughoutthestudyperiod.Thepredictivemodelsexistin good agreement with real-world values while simultane- ously displayingtheirabilitytotrackforecastwaterqualitydirections. Early water resource management becomes possi- ble through predictions which allowinstitutions toact beforemajorquality issues develop.The system showcases excellent capability to spot abnor- malities in the important parameters of pH and turbidity and conductivity making it highly effective for risk detection. The system proves exceptionally useful to stop harmful effects on water quality.The system stands as a dependable and effective instrument for 24/7 water quality observation which triggers prompt warnings and provides valuable choices for decision-making. together with electromagnetic disturbances create data trans- missionerrorsanddelaysthathappenbecauseofweaksatellite and cell phone network strength. Researchersfromthescientificcommunityworktoimprove resolutionthroughstudiesofLoRaWANandNB-IoTedge computingintegrationwithadaptivemulti-networkswitchinVg systems[3].Newnetworksgoingintoservicemustincorporate self-healing capabilities to provide better reliability functions.

4) Sensor Calibration, Accuracy, and Maintenance Water quality sensors show reduced operational quality as a result of environmental contact and biological attachment and chemical substance challenges. Improper sensor readings because of this problem result in substandard choices. A self- cleaningsystemincorporatedwithinsensorcalibrationfeatures enables auto- matic sensor operations that demand minimal maintenance.AI systems along with sensor malfunctions trigger preven- tive maintenance protocols that activate prior to equipment failure incidents [4]. Sensor coatings based on self-healing materials exhibitmechanisms tomaximizefunctionallifespan.

B. Future Exploration

1) The development of water quality surveillance tech- nology concentrates on uniting biosensors with advanced nanotechnology-based detectors along with superior detection tools to identify multiple pollutants precisely. The present-day detectionsystemsacquirewaterqualityassessmentabilitiesby establishing fresh polling and pathogenic agents detection systems[1].
2) Data evaluation abilities strengthen because artificial intelligence works together with machine learning technology and anticipatory data analysis and anomaly detection features. The use of modern technology tools in water quality pattern investigation leads to better predictive decisions that make the management process more effective through rapid action systems.Specialistsdeveloppremierpredictivemodelstounite substantial water resource databases which allow for rapid detection during water resource management processes [2].
3) Blockchain technology establishes safe decentralized databases which provide both total data visibility and auto- matic recording of every data interaction. Stakeholders develop trust through the tracking system because it operates an open database whichproceedstocheckwaterqualitytestresultscontinually.The combination of blockchain technology with IoT-based water monitoring establishes solutions for current system security concerns andnetworkauthenticationweak-nessesasdescribedin [3].
4) Edge computation services make response times shorter while decreasing data network usage because processing oc- curs near data source locations and the network operations remain isolated from cloud dependency. This method shortens the water quality monitoring system operation time by creating an environment for immediatedata examination that supports urgent decision making. Scientists should establish new edge computing systems to showcase exceptional performance in water quality testing [4].

Technical investigation of IoT monitoring systems for water resource enhancement management must happen due to their operational advantages together with security benefits and fast delivery of time-sensitive information.

VII. CONCLUSION

The IoT-based smart water quality monitoring systems present an innovative complete solution to counteract escalat- ing pollution as well as resource challenges worldwide. The system provides real-time water quality information through consistent monitoring and its measurements of ph values combined with temperaturereadingstogetherwithturbidityandconductivitytests allowing for immediate specific envi- ronmental threat detection.

The system attains energy efficiency through its design philosophy then secures dependable security capabilities and provides expandable architecture to function in city and coun- tryside environments. Blockchain technology protects genuine data and generates whole-water quality report visibility that provides reliable information for making decisions to all con- cerned stakeholders. This process helps regulatory compliance directly while providing essential accountability capabilities to water management fields that experience limited clean water resources.

Through its adaptable features the system fulfils multiple requirements withinwatermanagementsystemsthatoperatefrom regional networks to local projects as well as globalsystems. The system joins existing technological networks to enable development of a standardised universal water monitoring network.Throughitsnetworkdesigncommunitiesworldwidecan accessbestpractisesbysharinginformationanddatawhichallows them to solve shared water difficulties together. The international framework allows governments to establish partnerships with scientific organisations together with local communities for building an organised structure supporting equitable water quality rights.

The system produces essential predictions of water condi- tions that directly enhance overall water resource management. The system predicts upcoming water quality alterations so field staff can prevent further contamination damage by stepping in before the issues intensify while protecting human health and ecosystem biodiversity. The pollution mitigation system serves twice in its function by helping stop present-day pollution incidents while establishingenduringsustainabilitythroughecosystem protection and biodiversity conservation that in- creases water bodies' resistance to industrial operations and climate variations.

REFERENCES

[1] C.Z.Zulkifli,etal.,"IoT-basedwatermonitoringsystems:asystematicreview,"*Water*,vol.14,no.22,p.3621,2022.
[2] E.E.D.Hemdan,etal.,"AnefficientIoTbasedsmartwaterqualitymonitoringsystem,"*MultimediaToolsandApplications*,vol.82,no.19,pp. 28827-28851,2023.
[3] N. Naj and A.Sanzgiri, "AnIoTbased real-timemonitoring ofwaterquality system," in *Proc.Int. Conf.IoTBasedControlNetworksIntelligent Systems (ICICNIS)*, 2021.
[4] V. Lakshmikantha, et al., "IoT based smart water quality monitoringsystem,"*GlobalTransitionsProceedings*,vol.2,no.2,pp.181-186,2021.
[5] P. Boccadoro, et al., "Water quality prediction on a Sigfox-compliant IoTdevice: The road ahead of WaterS," *Ad Hoc Networks*, vol. 126, p.102749,2022.
[6] U. G. Sharanya, et al., "Design and Implementation of IoT-based WaterQuality and Leakage Monitoring System for Urban Water Systems UsingMachine Learning Algorithms," in *Proc. 2024 Second Int. Conf. Net-works, Multimedia andInformationTechnology(NMITCON)*,IEEE,2024.
[7] A. Alshami, et al., "IoT Innovations in Sustainable Water and Wastew- aterManagement and Water Quality Monitoring: A Comprehensive Review ofAdvancements,Implications,andFutureDirections,"*IEEEAccess*,2024.
[8] M. M. Rashid, et al., "IoT based smart water quality prediction for bioflocaquaculture," *arXiv preprint arXiv:2208.08866*, 2022.
[9] S. A. Mozumder and A. S. M. S. Sagar, "Smart IoT biofloc watermanagement system using decision regression tree," in *Proc. Int. Conf.Fourth Industrial RevolutionandBeyond 2021*, Singapore:SpringerNature Singapore, 2022.

[10] M. S. S. Garmaroodi, et al., "Detection of anomalies and faults in industrialIoT systems by data mining: study of CHRIST osmotron water purificationsystem," *arXiv preprint arXiv:2009.03645*, 2020.
[11] N. K. Koditala and P. S. Pandey, "Water quality monitoring system usingIoTandmachinelearning,"in*Proc.2018Int.Conf.Research inIntelligent and Computing in Engineering (RICE)*, IEEE, 2018.



10.22214/IJRASET

45.98

IMPACT FACTOR: 7.129

IMPACT FACTOR: 7.429

INTERNATIONAL JOURNAL FOR RESEARCH

IN APPLIED SCIENCE & ENGINEERING TECHNOLOGY

Call : 08813907089 (24*7 Support on Whatsapp)