



IJRASET

International Journal For Research in
Applied Science and Engineering Technology



INTERNATIONAL JOURNAL FOR RESEARCH

IN APPLIED SCIENCE & ENGINEERING TECHNOLOGY

Volume: 10 **Issue:** V **Month of publication:** May 2022

DOI: <https://doi.org/10.22214/ijraset.2022.43121>

www.ijraset.com

Call:  08813907089

E-mail ID: ijraset@gmail.com

Intelligent Customers Checking Device

Punam Kailas Patil¹, Akash Bhaourao Rajole², Payal Shriram Kanade³, Nishit Somnath Salian⁴, Prof. Akhil Joshi⁵

^{1, 2, 3, 4, 5}Mechanical Engineering Department, JSPM's Rajarshi Shahu College of Engineering, Tathwade, Pune 411033, Maharashtra, India.

Abstract: *The design pictured shows the fortification which will be taken throughout the COVID-19 pandemic within the whole world. Sanitizers became the foremost vital commodities right away. By the new rules and regulations given by WHO vigorous sanitization is needed to curb the wide spreading of this disease. The design gave the answer for the problem expressed. The design introduces an automatic hand sanitizer dispensing along with temperature and Oxygen level sensing system, to keep the hand sanitized whenever a person wants to do it, without a contact with the sanitizing machine. The oximeter on touching gives the oxygen percent in the body of the person.*

I. INTRODUCTION

In recent times, World goes towards a foul scenario thanks to the Corona virus malady (COVID19). wherever most of the country in massively area unit tormented by this malady also as everybody is endangered for unseen viruses. An infrared measuring system may be a measuring system that infers temperature from a little of the thermal radiation generally known as blackbody radiation emitted by the object being measured. They are generally referred to as optical maser thermometers as a optical maser is employed to help aim the measuring device, or non-contact thermometers or temperature guns, to clarify the device's ability to live temperature from a distance. Infrared thermometers is accustomed serve a good style of temperature observation functions. A few examples provided include checking mechanical or electrical instrumentation for temperature and hot spots, measurement the temperature of patients in a hospital without touching them, checking heater or oven temperature, for calibration and control, checking.

Since December 2019 the globe is underneath tremendous tension, the numbers are increasing day by day, and until date no immunogen has been full established against the pandemic agent. Yes, it is COVID19, it was unknown to the race before it out broke in Wuhan, China. Being from a large family, a continuous mutation is occurring, forbidding the researchers, microbiologist, pharmaceuticals to draw the line of conclusion on the vaccine. Affecting the foremost prestigious countries in an exceedingly chain; China, Italy, Spain, USA, India, Russia, [1] the virus has verified its strength and subservient a technologically increased race. The race of homo-sapiens. The policies taken worldwide has reduce it have an effect on to some extent however couldn't eradicate it. Lockdown has economically weakened several nations, and testing of various medicines has conjointly not tried to be satisfactory. The question currently prevail is Life vs. Livelihood. The weaker section of the society is facing the hardship due to vigorous lockdown across the nations. Seeing the image of India, one in every of the foremost promising countries in technology, the laborer's area unit speeding for a touch piece of grain. The starving faces reveal the pain. Industries are in losses, employees are losing jobs, economic growth of the state has taken a back seat, however it ought to be realized that a regular observation of temperature and periodical hand sanitation will forestall the unfold of the pandemic to the lots. For hot spots in fire-fighting, watching materials in processes involving heating or cooling [1]. A traditional measuring system that is currently being developed and used for activity vital sign from objects is high risk for all attributable to keeping nearly bit that's shortly distance from the affected individuals. therein case, contactless thermometers are often used all over like traditional places or risky places. For example, to live hot bodies temperature in industries and analysis laboratories. Furthermore, within the medical field, wherever a badly infected/burned patient's body temperature mensuration is unsafe and insecure. during this place a contactless measuring system is far helpful. It is easy, safe and accurate to measure temperature. In this paper we describe the principle of making contactless thermometers. In this system, associate degree Arduino UNO, MLX90614 temperature sensing element, OLED show and battery as power supply area unit enclosed for providing the developed system. In our measuring system wide -70 to 380°C vary temperature measuring with accuracy of 0.5°C [1]. The display system for the output of the temperature is easy. The display system for the output of the temperature is easy and economic, operation reliable and environmentally friendly.

Keeping in mind, matters worldwide, sanitization commodities ought to be put in in every and every corner of the sphere, be it Associate in Nursinging trade, a company workplace, an academic institute or Associate in Nursinging shopping mall. In this analysis work, associate degree automatic hand sanitizer with temperature sensing style model has been made.

II. PROBLEM STATEMENT

Checking temperature of humans by being in closer environment may led to spread of COVID19 pandemic disease. So there is a need to development a smart and multitasking machine in which human body temperature can be measured in non contact type & also simultaneously automatic hand sanitization system will work. Oxygen level further can also be measured.

III. SOLUTION

The present invention provides a system/product in which the human body temperature and oxygen percentage can be measured & also simultaneously automatic hand sanitization system will work.

The Ultra-sonic sensing element detects the presence of associate degree object/hand and dispenses sanitizer. On the opposite hand, we tend to aren't victimization ancient measuring instrument which needs contact to live temperature therefore we tend to used temperature sensing element. These 2-parts area unit connected to associate degree analog pin of the Arduino. Once the required body or object is within the vary of the measuring instrument then temperature sensing element reads the temperature and shows it on show. There's a led/IR light-weight for correct target for activity temperature of objects.

The Oxi-meter is used to checked the oxygen level of the person. It shows the desire range of oxygen level and show it on the same display.

IV. BLOCK DIAGRAM

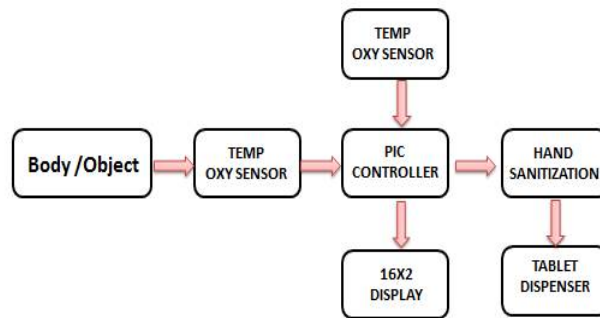


Fig. 1 illustrate a Block diagram for connection of equipments

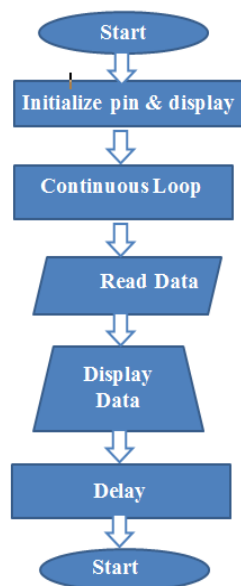


Fig.2 illustrates a schematic flow of the developed system which shows the process flow steps of operating temperature sensor

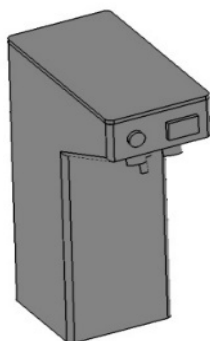


Fig. illustrates outer casing of the product in CAD Software

V. WORKING PRINCIPAL

The product is intended to detect objects (for example: Human hands) and then dispense sanitizer automatically and at the same time check for oxygen level and temperature of the object. The product consists of temperature sensor, oximeter, ultrasonic sensor, submersible pumps, LED display which are connected to Arduino via relay.

The temperature sensor used is of non-contact type which helps the user to check the temperature without physically touching the system, simultaneously the ultrasonic sensor works and the sanitizer is dispensed. When the ultrasonic sensor senses the object sanitizer is dispensed and temperature and oxygen is recorded. If the temperature exceeds 99F then the LED light displays red light. Similarly, if the measured oxygen percentage level is below 85 percent red light is displayed.

All the readings like temperature and oxygen level of the user is displayed on the LED screen. If the temperature or the oxygen level of the body is not in the desired range the red light gets activated.

The flow diagram of the developed system is shown in Fig. 2. To begin with turning on the switch, the Arduino and temperature device gets activated. Following this the temperature device reads object or blood heat and shows the result on show. Firstly, the system initializes analog pins A4 and A5 any as initializes OLED power. If the power switch is sustained, the system endlessly reads and provides the temperature. Otherwise, it will delay some time and end the loop. In addition, if the power switch is smooth, the loop repeats constant methodology. The block diagram is shown in Fig.1 where it depicts all the equipment which are connected to each other. Firstly, the MLX90614 temperature sensing element reads knowledge from body or object. Secondly, the received knowledge is shipped to Arduino for more process and when acting the operations, the system displays the results.

The main options for MLX90614:

- 1) Solely 2 ports were required to realize Communication.
- 2) Every element of the DS18B20 includes a distinctive serial range.
- 3) Understand temperature measuring while not external elements.
- 4) Mensuration temperature varies between -70 to 380 °C for object temperature
- 5) Digital IR measuring instrument measuring resolution of zero.02°

The measuring device is connected to 3rd relay. If the measured element proportion exceeds 85 then this passes through the relay and red lightweight is displayed.

VI. CONCLUSION

As expressed earlier the device circuit is created in an exceedingly package and simulated consequently. whereas prototyping the hardware some power distribution to every module is a hindrance, to beat the matter, relays should be put in to drive the spray pumps/submersible pumps, so that the sensors, lcd and other minute modules get enough power supply from the inbuilt 5 V and 3.3 V ports of the Arduino microcontroller. It is often factory-made in any unit at a really low value and may be put in anyplace be it in offices, academic institutes, conveyance, regular retailers etc.

To draw a concluding line to the project it can be said that in a war with an invisible enemy the device is a weapon for survival in this pandemic situation.



VII. ACKNOWLEDGEMENT

We take this opportunity to thanks Prof. Akhil Joshi for his valuable guidance and for providing all necessary facilities, which were indispensable in completion of this work. First of all we are thankful Dr. R. R. Arakerimath (HOD Mech. Engg. Dept.) to give us presentation facility. We are glad to all or any employees' members of the technology department. we might additionally prefer to convey the faculty for providing needed journals, books and access to the net for aggregation data associated with the project.

REFERENCES

- [1] Public Health Response to the Initiation and Spread of Pandemic COVID-19 in the United States, February 24–April 21, 2020 Weekly / May 8, 2020 / 69(18);551–556 On May 1, 2020, this report was posted online as an MMWR Early Release. Anne Schuchat, MD; CDC COVID-19 Response Team. (<https://www.cdc.gov/mmwr/volumes/69/wr/mm6918.e2.htm>)
- [2] WORKING PRINCIPLE OF ARDUINO AND USING IT AS A TOOL FOR STUDY AND RESEARCH Leo Louis International Journal of Control, Automation, Communication and Systems (IJACS), Vol.1, No.2, April 2016
- [3] <https://store.arduino.cc/usa/arduino-uno-rev3>
- [4] <https://www.arduino.cc/en/Tutorial/ping>
- [5] <https://www.electronicsforu.com/resources/learn-electronics/16x2-lcd-pinout-diagram>
- [6] <https://www.bc-robotics.com/tutorials/using-a-tmp36-temperature-sensor-with-arduino>
- [7] <https://learn.adafruit.com/pir-passive-infrared-proximity-motion-sensor>



10.22214/IJRASET



45.98



IMPACT FACTOR:
7.129



IMPACT FACTOR:
7.429



INTERNATIONAL JOURNAL FOR RESEARCH

IN APPLIED SCIENCE & ENGINEERING TECHNOLOGY

Call : 08813907089  (24*7 Support on Whatsapp)