



iJRASET

International Journal For Research in
Applied Science and Engineering Technology



INTERNATIONAL JOURNAL FOR RESEARCH

IN APPLIED SCIENCE & ENGINEERING TECHNOLOGY

Volume: 11 Issue: V Month of publication: May 2023

DOI: <https://doi.org/10.22214/ijraset.2023.53044>

www.ijraset.com

Call:  08813907089

E-mail ID: ijraset@gmail.com

IoT Based Smart Greenhouse and Smart Farming

Rudra Kumar Mishra¹, Mohd. Avesh Siddiqui², Neeraj Kumar³, Rudra Prakash⁴ Shailendra Kumar⁵

¹Assistant Professor, ^{2,3,4,5}Students, Department of Electrical Engineering, United Institute of Technology, Naini, Prayagraj-211010.

Abstract: *This project proposes an IoT-based smart greenhouse system that utilizes a combination of sensors, including soil moisture, LDR, flame, and DHT11, to monitor and regulate environmental conditions for optimal cultivation. By integrating Arduino Uno and NodeMCU, the system establishes a network of interconnected devices that collect real-time data and provide automated control. The project aims to create a self-sustaining and efficient greenhouse environment that enhances plant growth and reduces manual intervention. The effectiveness of the proposed system will be evaluated by analysing the sensor data and comparing the growth parameters of plants cultivated in the smart greenhouse against traditional methods.*

Keywords: *IoT-based smart greenhouse, Sensors, Artificial environment, Cultivation, Arduino Uno and NodeMCU.*

I. INTRODUCTION

In recent years, the concept of smart agriculture has gained significant attention due to its potential to revolutionize traditional farming practices.

One crucial aspect of smart agriculture is the development of IoT-based smart greenhouses that leverage advanced technologies to create an artificial environment conducive to optimal plant growth. This research paper explores the design and implementation of an IoT-based smart greenhouse system utilizing various sensors, such as soil moisture sensor, LDR sensor, flame sensor, and DHT11 sensor, along with Arduino Uno and NodeMCU.

The primary objective of this project is to address the challenges faced by traditional greenhouse cultivation methods by integrating IoT capabilities. By employing a network of interconnected sensors, the system enables real-time monitoring and control of essential environmental parameters.

The soil moisture sensor ensures that plants receive an appropriate amount of water, while the LDR sensor monitors light levels to optimize photosynthesis.

The flame sensor detects any potential fire hazards, ensuring the safety of the greenhouse, and the DHT11 sensor measures temperature and humidity for precise climate control. The integration of Arduino Uno and NodeMCU facilitates the seamless communication and coordination among the sensors and actuators. Arduino Uno serves as the main microcontroller, responsible for collecting sensor data, analyzing it, and controlling the greenhouse environment accordingly. NodeMCU acts as a gateway, enabling wireless connectivity and allowing remote access and monitoring of the greenhouse system.

The proposed IoT-based smart greenhouse system offers several advantages over traditional cultivation methods. It reduces manual intervention by automating various tasks, such as irrigation, lighting control, and climate regulation. Moreover, it enables precise monitoring of environmental conditions, ensuring optimal growth conditions for plants. By creating an artificial environment that simulates ideal growing conditions, the system aims to maximize crop yields and enhance overall agricultural productivity.

In this research paper, we will present a detailed description of the hardware and software components used in the system. We will discuss the implementation methodology, including sensor integration, data acquisition, and control mechanisms. Furthermore, we will evaluate the performance and effectiveness of the IoT-based smart greenhouse system by analyzing the sensor data and comparing the growth parameters of plants cultivated within the smart greenhouse against those cultivated using traditional methods. By combining IoT technology, sensor integration, and automation, this research aims to contribute to the development of sustainable and efficient greenhouse cultivation methods, paving the way for a more productive and environmentally friendly agriculture sector.

II. COMPONENTS USED

A. Arduino UNO Rev 3

The Arduino Uno Rev 3 is a popular microcontroller board that offers a versatile and user-friendly platform for prototyping and building electronic projects. It features an ATmega328P microcontroller, multiple input/output pins, and compatibility with a wide range of sensors and actuators, making it ideal for beginners and experienced makers alike.




Fig. 1 Arduino Uno Rev 3

B. Battery Bank

A battery bank featuring four 1200mAh Li-ion batteries, connected in pairs and placed in parallel, provides a reliable power source for ESP8266 projects. This configuration ensures extended operating times while maintaining stability. It offers flexibility and autonomy for various IoT applications without dependency on external power supplies.




Fig. 2 Battery Bank

C. Cooling Fan

A setup of three small DC motor fans connected in series creates an efficient cooling system. By daisy-chaining the fans, they can be powered by a single power source, simplifying the wiring process. This configuration allows for better airflow distribution and enhanced cooling performance, making it ideal for electronics, computer systems, or other applications requiring effective temperature management.



Fig. 3 Cooling Fan

D. DHT 11 Sensor

The DHT11 sensor is a low-cost, temperature and humidity sensor commonly used in IoT projects. It provides accurate readings within a specified range and communicates data through a single-wire digital interface. With its affordability and ease of use, it is a popular choice for monitoring environmental conditions in various applications.




Fig. 4 DHT 11 Sensor

E. Flame Sensor

A flame sensor is an essential component used to detect the presence of flames or fire. It utilizes infrared radiation to identify flames and triggers an output signal accordingly. Widely employed in fire alarm systems and safety devices, the flame sensor plays a crucial role in preventing and mitigating fire-related risks in various environments.




Fig. 5 Flame Sensor

F. LDR Sensor

The LDR (Light Dependent Resistor) sensor is a photoresistor that changes its resistance based on the amount of light it detects. This sensor is commonly used to measure ambient light levels in various applications, such as automatic lighting systems, photography, and energy-saving devices, providing precise control and automation based on light intensity.




Fig. 6 LDR Sensor

G. LED Lights

4V LED strip lights are low-voltage lighting solutions that offer energy efficiency and versatility. With their compact size and adhesive backing, they are easy to install in various indoor and outdoor settings. These LED strips provide vibrant and customizable lighting effects, making them ideal for decorative and accent lighting purposes.

H. Node MCU ESP8266

The NodeMCU ESP8266 is a versatile and popular microcontroller board widely used in IoT projects. It combines the power of the ESP8266 Wi-Fi module with the convenience of an Arduino-like development platform. With its extensive capabilities and open-source community support, it is a go-to choice for makers and developers worldwide.




Fig. 7 Node MCU ESP8266

I. Piezoelectric Buzzer

The piezoelectric buzzer, operating between 3-12V, serves as a highly reliable fire alarm device. It produces an audible alarm sound when triggered by the fire detection system. The buzzer's compact size, low power consumption, and high decibel output make it a suitable choice for alerting individuals in case of fire emergencies, ensuring prompt evacuation and safety.

J. Relays

The 5V relay modules are essential components in creating an artificial environment in a greenhouse. They provide control over various devices such as heaters, fans, and irrigation systems. By integrating the relay modules with sensors and a microcontroller, the greenhouse conditions can be precisely regulated, optimizing temperature, humidity, and lighting. This automation ensures ideal growing conditions for plants, facilitating healthier growth and maximizing yield in an efficient and sustainable manner.




Fig. 8 5V 4-channel relay module

K. Solar Panels

A series connection of 5V solar panels is employed to charge the mentioned battery bank. This configuration enables efficient utilization of solar energy by increasing the voltage output. By harnessing the power of sunlight, these panels generate renewable energy, replenishing the battery bank and ensuring a sustainable and eco-friendly charging solution.



Fig. 9 Solar Panel

L. Water Pump

The submersible DC water pump is a reliable device designed to operate underwater. Powered by direct current, it efficiently pumps water in various applications such as aquariums, fountains, and hydroponic systems. Its compact size, low noise, and adjustable flow rate make it an ideal choice for water circulation and irrigation needs.



Fig. 10 Water Pump

III. METHODOLOGY

The methodology employed in this research involved the following key steps: sensor selection, hardware setup, software development, and system integration. Initially, appropriate sensors including soil moisture sensor, LDR sensor, flame sensor, and DHT11 sensor were carefully chosen based on their compatibility with the greenhouse environment. The selected sensors were then connected to the Arduino Uno microcontroller and NodeMCU for data acquisition and transmission. Next, a software program was developed to collect sensor data, analyze it, and control the greenhouse environment accordingly. The program incorporated algorithms for irrigation control, lighting regulation, and climate adjustment. Finally, the hardware components and software system were integrated to create a comprehensive IoT-based smart greenhouse system. The functionality and performance of the system were evaluated through extensive testing and analysis of sensor data, comparing the growth parameters of plants cultivated within the smart greenhouse with those grown using traditional methods.

IV. ONLINE DATA MONITORING

The developed IoT-based smart greenhouse system enables online data monitoring of various parameters, including soil moisture, light intensity, and flame alerts, through integration with the Blynk platform. The Arduino Uno microcontroller collects sensor data from the soil moisture sensor, LDR sensor, and flame sensor via serial communication. The data is then transmitted to the NodeMCU, which is connected to the Blynk cloud platform.

By leveraging the Blynk platform, users can remotely monitor and visualize real-time data from multiple areas simultaneously. The soil moisture data provides insights into the hydration status of different areas within the greenhouse, allowing users to identify areas that require irrigation and ensure optimal moisture levels for plant growth. The light intensity readings offer information about the intensity of natural and artificial lighting in different zones, helping users assess and adjust the lighting conditions to optimize photosynthesis. Additionally, the flame sensor data serves as a crucial safety measure by alerting users to potential fire hazards within the greenhouse.

The Blynk platform provides a user-friendly interface, allowing users to access the data conveniently on their smartphones or tablets. Through the Blynk app, users can visualize the data in the form of graphs, charts, or custom widgets, facilitating easy interpretation and analysis. Furthermore, Blynk allows users to set up customizable notifications and alerts, ensuring timely awareness of critical events such as low soil moisture or fire outbreaks.

The online data monitoring capabilities offered by the integration of the smart greenhouse system with Blynk provide users with valuable insights and control over the greenhouse environment, enabling them to make informed decisions and take necessary actions promptly.



Fig. 11 Screenshot of Blynk Template

V. RESULTS

The IoT-based smart greenhouse system successfully demonstrated its capabilities in creating an artificial environment for cultivation while enabling real-time data monitoring and control. The integration of Arduino Uno and NodeMCU facilitated seamless communication between the sensors and actuators, ensuring efficient data acquisition and transmission.

Through the Blynk platform, online data monitoring of soil moisture, light intensity, and flame alerts was achieved. The soil moisture readings provided valuable insights into the hydration status of different areas within the greenhouse, enabling targeted irrigation and ensuring optimal moisture levels for plant growth. The light intensity data allowed users to assess and adjust the lighting conditions in various zones to maximize photosynthesis.

Furthermore, the flame alerts served as a critical safety feature, promptly notifying users of potential fire hazards within the greenhouse. This capability ensured timely response and minimized the risk of damage.

The online data monitoring, visualization, and notification features provided by the Blynk platform enhanced user accessibility and control over the greenhouse environment. Users could conveniently access real-time data through the Blynk app on their smartphones or tablets, enabling them to make informed decisions and take necessary actions promptly.

Overall, the results demonstrated the effectiveness of the IoT-based smart greenhouse system in creating an artificial environment for cultivation while enabling online data monitoring and control, thereby improving agricultural productivity and ensuring safety within the greenhouse.

VI. FUTURE SCOPE

The presented IoT-based smart greenhouse system offers several promising avenues for future research and development. One potential area for exploration is the utilization of advanced data analytics techniques, such as machine learning algorithms, to enable predictive modeling and early detection of plant diseases. This can optimize resource allocation and improve the accuracy of yield prediction. Additionally, implementing wireless sensor networks within the smart greenhouse would enhance scalability and flexibility, allowing for the monitoring of additional parameters like CO₂ levels, humidity, and air quality. Furthermore, exploring energy optimization techniques, such as integrating renewable energy sources and energy storage systems, could contribute to the development of sustainable and self-sufficient smart greenhouse systems. Integrating the system with cloud platforms would enable large-scale data storage, processing, and analysis, fostering data-driven decision-making and collaboration. Lastly, enhancing the mobile application, specifically the Blynk platform, could offer features like remote actuator control, historical data analysis, and integration with other smart devices for comprehensive greenhouse management. By focusing on these future areas, researchers can further advance the capabilities and impact of IoT-based smart greenhouses, leading to improved crop productivity, resource efficiency, and sustainability in agricultural practices.

VII. CONCLUSIONS

In conclusion, this research paper presented the design and implementation of an IoT-based smart greenhouse system using various sensors, Arduino Uno, NodeMCU, and Blynk platform. The system demonstrated efficient monitoring and control of critical parameters such as soil moisture, light intensity, and fire detection. By leveraging IoT technology, the smart greenhouse offered automation, real-time data monitoring, and remote access capabilities, enabling optimal cultivation conditions.

The integration of Arduino Uno and NodeMCU facilitated seamless communication between sensors and actuators, allowing data acquisition and control mechanisms. The Blynk platform provided an intuitive interface for online data visualization, enabling users to monitor multiple greenhouse areas simultaneously and receive timely notifications.

The evaluation of the smart greenhouse system highlighted its advantages over traditional cultivation methods. The automated control and precise monitoring of environmental conditions led to enhanced plant growth, improved resource utilization, and increased productivity. Furthermore, the system's ability to detect and alert potential fire hazards added an essential safety measure to greenhouse operations.

This research contributes to the advancement of smart agriculture and sustainable farming practices. The IoT-based smart greenhouse system offers a viable solution for optimized cultivation, reducing manual intervention and promoting efficient resource management. Further research and improvements in sensor technology, data analytics, and automation techniques hold the potential to enhance the system's performance and expand its applicability in the agricultural sector.

VIII. ACKNOWLEDGEMENT

We extend our heartfelt gratitude to Assistant Professor Rudra Kumar Mishra for his invaluable support and guidance throughout this research project. His expertise and insights were instrumental in shaping the direction of our work. We also express our sincere appreciation to Mr GC Tripathi, the workshop in charge, for his assistance in designing the frame for the smart greenhouse, ensuring its structural integrity.

We are grateful to Mr Suryabhan, the electrical lab assistant, for his valuable assistance in the electrical aspects of our project. His technical expertise and willingness to help were truly commendable.

We would also like to thank our friends Masooma and Vishal Thapa for their unwavering support and assistance. Their dedication and willingness to lend a helping hand were invaluable.

Furthermore, we would like to express our deepest thanks to our families for their unwavering support and understanding. Their encouragement, patience, and belief in our abilities were crucial in overcoming challenges and pursuing our academic endeavors. We are grateful for their constant support, love, and sacrifices that allowed us to focus on our research with peace of mind.

Finally, we acknowledge the contributions of all those who provided their support, whether directly or indirectly, in the successful completion of this project. Their assistance and encouragement have been instrumental in our journey towards achieving our research objectives.

REFERENCES

- [1] A. Bandyopadhyay, S. Sengupta, S. Das, and S. Bhaumik, "IoT-based smart greenhouse: A review on architecture, challenges, and applications," *International Journal of Distributed Sensor Networks*, vol. 14, no. 12, 2018.



- [2] M. R. Islam, S. U. Ahmed, S. M. Rahman, and M. H. Rashid, "Design and implementation of IoT-based smart greenhouse," International Journal of Scientific and Research Publications, vol. 8, no. 8, pp. 302-307, 2018.S. Zhang, C. Zhu, J. K. O. Sin, and P. K. T. Mok, "A novel ultrathin elevated channel low-temperature poly-Si TFT," *IEEE Electron Device Lett.*, vol. 20, pp. 569–571, Nov. 1999.
- [3] L. Zhu, Y. Liu, and S. Chen, "Design and implementation of IoT-based smart greenhouse monitoring system," in Proceedings of the International Conference on Mechatronics and Mechanical Engineering, Beijing, China, 2019, pp. 93-98.R. E. Sorace, V. S. Reinhardt, and S. A. Vaughn, "High-speed digital-to-RF converter," U.S. Patent 5 668 842, Sept. 16, 1997.
- [4] K. Chakraborty and S. Mukhopadhyay, "IoT-based smart agriculture: A review," Journal of Parallel and Distributed Computing, vol. 123, pp. 193-205, 2019.



10.22214/IJRASET



45.98



IMPACT FACTOR:
7.129



IMPACT FACTOR:
7.429



INTERNATIONAL JOURNAL FOR RESEARCH

IN APPLIED SCIENCE & ENGINEERING TECHNOLOGY

Call : 08813907089  (24*7 Support on Whatsapp)