



IJRASET

International Journal For Research in
Applied Science and Engineering Technology



INTERNATIONAL JOURNAL FOR RESEARCH

IN APPLIED SCIENCE & ENGINEERING TECHNOLOGY

Volume: 14 **Issue:** III **Month of publication:** March 2026

DOI: <https://doi.org/10.22214/ijraset.2026.77955>

www.ijraset.com

Call:  08813907089

E-mail ID: ijraset@gmail.com

Line Tracing Robot Using Arduino

Prof. M.T. Dangat¹, Divya Kothawle², Anshul Kalbhor³, Pranav Shah⁴, Laksh Choudhary⁵


¹Lecturer, Department of Electronics & Telecommunication Department, AISSMS's Polytechnic, Pune, Maharashtra, India ^{2,3,4},

⁵Student, Department of Electronics & Telecommunication Department, AISSMS's Polytechnic, Pune, Maharashtra, India

Abstract: The Line Tracing Robot using Arduino Uno is an autonomous robotic system designed to detect and follow a predefined path, usually represented by a black line on a white surface. The robot uses infrared (IR) sensors to sense the contrast between the line and the background by measuring reflected light. These sensor signals are continuously sent to the Arduino Uno microcontroller, which processes the data and acts as the control unit of the system. Based on the sensor inputs, the Arduino generates appropriate control signals for the motor driver circuit, which drives the DC motors. The speed and direction of the motors are adjusted in real time to ensure that the robot remains aligned with the path and makes corrective movements whenever it deviates. This feedback-based operation makes the system a closed-loop control system. This project demonstrates the effective integration of hardware and software components in embedded systems and robotics. It helps in understanding key concepts such as sensor interfacing, motor control, control algorithms, and real-time decision making. Due to its simplicity, low cost, and reliable performance, the Line Tracing Robot is widely used as a learning platform and has practical applications in industrial automation, warehouse navigation, and autonomous robotic systems.

I. INTRODUCTION

In recent years, robotics and automation have become essential in modern technology, providing efficient solutions for tasks requiring precision and reliability. One of the most basic and widely studied robotic applications is the Line Tracing Robot, also known as a Line Follower Robot. This robot is designed to move autonomously along a predefined path, typically represented by a black line on a white surface. The working principle of a line tracing robot is based on detecting the contrast between the line and the surface using infrared (IR) sensors. These sensors measure variations in reflected infrared light and send signals to the Arduino Uno microcontroller, which acts as the brain of the system. The Arduino processes the sensor data and sends control signals to a motor driver module, which controls the speed and direction of the DC motors driving the robot. The system operates on a feedback control mechanism, where real-time sensor data is continuously used to correct the robot's movement and maintain alignment with the line, even while navigating curves. This project helps in understanding key concepts of embedded systems, sensor interfacing, motor control, and real-time decision making.



II. LITERATURE REVIEW

The development of line tracing robots has been an important area of research and application in robotics and automation due to their simplicity, low cost, and wide usage in industrial and educational fields. The basic working principle involves sensor-based path detection, real-time data processing, and actuator control.

Early line following robots used mechanical sensors or light-dependent resistors (LDRs) to distinguish between light and dark surfaces, but these methods had limitations in accuracy and response time. With advancements in microcontroller technology, infrared (IR) sensors became more commonly used due to their fast response, reliability, and easy interfacing with platforms such as Arduino, PIC, and Raspberry Pi.

The Arduino Uno is widely adopted for line tracing robots because of its ease of programming, low cost, and strong community support. Arduino-based systems typically use IR sensors and control algorithms such as on-off logic or PID control to adjust motor speed and direction. Studies show that PID control improves tracking accuracy, especially on curved or high-speed paths.

Recent research focuses on using multiple IR sensors for better path detection and integrating motor driver ICs like L298N or L293D for smooth motor control. Line tracing robots are now widely used in automated guided vehicles (AGVs) for material handling, while more advanced systems explore vision-based and intelligent techniques. Overall, literature confirms that Arduino-based line tracing robots remain an effective and practical learning platform in robotics and automation.

III. PROBLEM STATEMENT

In many industrial and automated environments, there is a need for systems that can transport materials accurately and efficiently along predefined paths without human intervention. Manual transportation is time-consuming, error-prone, and inefficient, especially in repetitive tasks. Therefore, there is a need to design an autonomous robotic system that can detect and follow a predefined path reliably.

The objective of this project is to develop a Line Tracing Robot using Arduino Uno that can automatically detect and follow a line using infrared (IR) sensors. The robot should be capable of adjusting its movement in real time based on sensor feedback to maintain proper alignment with the path. The system should be simple, cost-effective, and efficient, demonstrating fundamental concepts of sensor interfacing, motor control, and autonomous navigation.

IV. COMPONENTS USED

A. Components

Arduino UNO

IR Sensors Line detection



L298N Motor Driver Motor control

DC Motors Robot movement

Chassis Mechanical structure

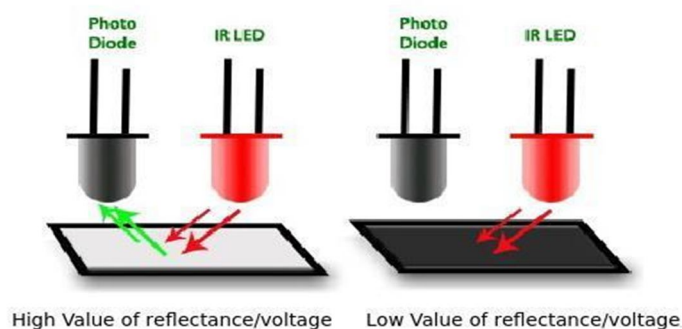
Battery Power supply

Connecting wires



V. WORKING PRINCIPLE

- 1) **Line Detection:** Infrared (IR) sensors mounted at the bottom of the robot emit infrared light toward the surface. A white surface reflects more light, while a black line absorbs it. Based on the reflected light intensity, the IR sensors generate digital or analog signals indicating whether the sensor is over the line or the background.
- 2) **Signal Processing:** The sensor outputs are continuously sent to the Arduino Uno microcontroller. The Arduino reads these inputs and determines the position of the line relative to the robot (left, right, or centre).
- 3) **Decision Making:** A control algorithm (simple on-off logic or PID control) is executed in the Arduino. If the robot deviates from the line, corrective decisions are made instantly to realign it with the path.
- 4) **Motor Control:** The Arduino sends control signals to a motor driver module (such as L298N or L293D), which drives the DC motors. Motor speed and direction are adjusted to steer the robot back onto the line.
- 5) **Feedback Operation:** This process repeats continuously, forming a closed-loop feedback system that enables smooth and accurate line following, even on curved paths.



VI. CONCLUSION

The line tracing robot using Arduino is a remarkable project that demonstrates the potential of robotics and automation. By leveraging Infrared sensor and Arduino microcontrollers, this robot can accurately follow a predetermined path, showcasing autonomous navigation capabilities. This project has significant implications for industries, education, and research. Line tracing robots can improve efficiency and productivity in various sectors, such as manufacturing, logistics, and warehousing.

They can also provide a valuable learning tool for students, teaching them about robotics, programming, and automation.

The line tracing robot's ability to navigate autonomously makes it an attractive solution for various applications. It can be used for material handling, inventory management, and quality control, reducing the need for human intervention and improving overall efficiency.

In conclusion, the line tracing robot using Arduino is an innovative project that highlights the possibilities of robotics and automation. With its potential applications and educational value, this project is an exciting development in the field of robotics and automation, paving the way for future advancements and innovations.

VII. FUTURE SCOPE

- 1) **Advanced Control Algorithms:** Implementing PID or adaptive control algorithms can improve speed, stability, and accuracy, especially on sharp curves and complex tracks.
- 2) **Obstacle Detection and Avoidance:** Integrating ultrasonic or proximity sensors can allow the robot to detect and avoid obstacles while following the line, making it safer for industrial environments.
- 3) **Vision-Based Line Following:** Replacing IR sensors with cameras and computer vision techniques can enable the robot to follow coloured lines, symbols, or complex paths.
- 4) **Industrial Applications:** The robot can be upgraded into an Automated Guided Vehicle (AGV) for warehouses and factories to transport materials efficiently along predefined routes.
- 5) **Wireless Monitoring and Control:** Adding Bluetooth, Wi-Fi, or IoT modules can enable remote monitoring, data logging, and real-time control.
- 6) **Multi-Path and Smart Navigation:** Future versions can be designed to handle intersections, decision points, and dynamic path selection using artificial intelligence or machine learning.



VIII. ACKNOWLEDGEMENT

I take this opportunity to express my sincere appreciation for the cooperation given by Prof.S. G. GIRAM, Principal of AISSMS'S POLYTECHNIC, Pune and need a special mention for all the help extended by him, constant inspiration and encouragement to make my project a memorable experience. I am thankful to our

H. O. D. of E&TC Department, Prof. V. S. Gaikwad for her time to time support and valuable guidance. I am deeply indebted to my internal guide Mrs. M. T. Dangat, for completion of this project for which she/he has guided and helped me going out of the way.. I am thankful to all teachers and professors of our department for sharing with me, valuable knowledge on their respective fields. I would also thank my fellow classmates and friends for their support and timely suggestions. I would also like to thank library staff and laboratory staff for providing me cordial support and necessary facilities, which were of great help for preparing the project report. Thanks to all!!!

REFERENCES

- [1] Arduino Official Documentation
- [2] Robotics Tutorials
- [3] Embedded Systems Notes



10.22214/IJRASET



45.98



IMPACT FACTOR:
7.129



IMPACT FACTOR:
7.429



INTERNATIONAL JOURNAL FOR RESEARCH

IN APPLIED SCIENCE & ENGINEERING TECHNOLOGY

Call : 08813907089  (24*7 Support on Whatsapp)