



IJRASET

International Journal For Research in
Applied Science and Engineering Technology



INTERNATIONAL JOURNAL FOR RESEARCH

IN APPLIED SCIENCE & ENGINEERING TECHNOLOGY

Volume: 14 **Issue:** IV **Month of publication:** April 2026

DOI: <https://doi.org/10.22214/ijraset.2026.80483>

www.ijraset.com

Call:  08813907089

E-mail ID: ijraset@gmail.com

Machine Learning-Based Motor Fault Detection and Predictive Analysis System

Dr. A.P. Khandait¹, Prof. P.A. Tadas², Samir G. Mangar³, Aniket M. Sakhare⁴, Kamlesh P. Drugkar⁵, Sarthak S. Joglekar⁶
Department of Robotics and Artificial Intelligence, Priyadarshini College of Engineering Nagpur, Maharashtra, 4123

Abstract: *This paper is about the design and development of a Motor Fault Detection and Prediction System that uses Artificial Intelligence and Machine Learning. Electric motors are used a lot in industries. When they fail suddenly it can cause a lot of problems like production loss, high maintenance costs and safety issues.*

The old ways of finding faults in motors are not very good because they need people to check the motors by hand or they use a system that just looks at limits, which may not find faults early.

The system we are talking about uses sensors to monitor the condition of the motor. It looks at things like temperature, vibration, current, voltage and how fast the motor is spinning. It then uses machine learning to find out if the motor is working normally or not. The data we collect is looked at closely to find out if the motor is healthy or not and if it is not what is wrong with it like if it's too hot if it is overloaded if there is a problem, with the bearing if it is not working smoothly or if it has stopped working.

We also use a model that can predict when a fault might happen so we can fix the motor before it breaks down completely.

This system is good because it makes the motors more reliable reduces the time they are not working and helps us fix problems before they happen. The system we are talking about is also cheap can be used in places and is a smart way to monitor the condition of motors and predict faults.

Keywords: *Motor fault detection, predictive maintenance, machine learning, Artificial Intelligence, vibration analysis, condition monitoring, fault prediction, industrial automation.*

I. INTRODUCTION

Electric motors are used in hundreds of industrial applications, such as industrial automation machines, manufacturing plants, water pumps, HVAC units, and robots. Expected faults in motors can lead to significant operational losses, production delays and equipment damage in many systems as they run continuously. Therefore, early detection and prediction of faults are important for ensuring the reliability and efficiency of a system. Conventional motor diagnostics are reliant on regular inspections, manual maintenance or fixed threshold alarms. But while these techniques can identify blatant issues, they tend to overlook early-stage defects before they become a problem. Modern industrial systems need smart condition monitoring systems that can constantly assess the state of motor health in real-time. This paper proposes a Motor Fault Detection and Prediction System using AI and machine learning. It is intended to track motor operating parameters, detect abnormal behaviour and predict potential failures. In order to perform fault prediction for any wind turbine, sensor data collection, data processing, and classification using machine learning models are integrated in a single system that acts as an intelligent framework for predictive maintenance. This work makes a fundamental contribution through the development of an affordable and intelligent motor health monitoring system capable of performing fault detection and predictability analysis.

II. LITERATURE REVIEW

The most numerous articles on this topic are those that deal with the diagnosis of motor faults, resulting in wide research coverage due to its relevance in industrial maintenance and system reliability. Most commonly used techniques for motors fault detection are thermal analysis, current signature tracking, vibration monitoring and manual observation. While the methods can be useful, they typically need expert knowledge and are less suited for real-time predictive maintenance. Multiple studies have identified vibration and current analysis as two of the most effective indicators of motor health. There are measurable vibration patterns due to bearing defects, shaft misalignment and rotor imbalance, normal behaviour of current and voltage can be used for the identification of electrical faults. But classical signal processing techniques can grow complicated when multiple fault conditions occur at the same time. As computational intelligence has progressed, more researchers have turned to machine learning for motor fault classification. Fault detection and classification algorithms based on sensor data provide the following commonly applied ones - Decision Tree, Random Forest, Support Vector Machine (SVM), K-Nearest Neighbours (KNN), and Artificial Neural Networks (ANN).

These approaches enhance detection precision and lessen reliance on human diagnosis.

In the recent years, predictive maintenance systems became common in Industry 4.0 environments.

Instead of determining faults after they have already happened, predictive systems prognosticate the possible failures that will happen in the future based on trends in operating parameters for motors. This enables industries to conduct maintenance before a major breakdown happens.

However, many low-cost academic or prototype systems still do not have a complete integration of real-time monitoring (i.e., signal analysis), machine learning-based fault classification, and future fault prediction in one single framework. The current work fills this gap by presenting a unified AI/ML-based sole framework that can detect and forecast motor faults.

III. SYSTEM ARCHITECTURE AND METHODOLOGY

A. Hardware Architecture

The hardware components used in the proposed Motor Fault Detection and Prediction Using AI/ML system are designed to monitor the electrical and operational condition of the motor in real time. The system integrates sensing, control, power regulation, and data acquisition units to detect abnormal motor behaviour and support predictive fault analysis.

- 1) Electric Motor: The electric motor is the primary machine under observation in the system. It is operated under different conditions such as normal running, overload, stall, or abnormal load to study its performance and collect fault-related data. The health of the motor is determined by continuously monitoring its electrical and physical parameters.
- 2) Temperature Sensor: motor has heat generation during operation monitored by a temperature sensor. And if the motor is overloaded or subjected to continuous working for long periods, its temperature may exceed normal limit. This sensor helps to identify overheating faults, which are some of the common causes of motor damage and efficiency loss.
- 3) Current Sensor: The current sensor detects the current used by the motor. Excessive current draw by the motor may indicate overloading, stalls or some form of internal fault.
- 4) Power Supply Section: Even so, motors operate on electricity and since all the components operate using their own dedicated power supply (be it a battery or something else), another box in our Lego set must be a reliable power source. The diode with 470 μ F capacitor shown in hardware diagram indicates protection and filtering circuit.
 - Diode usage: Used to protect against reverse current or back EMF by the motor
 - The capacitor (470 μ F) smooths voltage fluctuations and provides stable power to the circuit.

This partition mediates the hardware and provides for its safe operation.

- 5) Vibration Sensor: The vibration sensor is used to measure the abnormalities in motor mechanical vibrations. Bearing failure, a shaft imbalance, loose mounting or mechanical misalignment can all cause excessive vibration. The vibration data is useful for detecting early mechanical failures that are not externally visible.
- 6) RPM Sensor / Speed Sensor : The RPM sensor or speed sensor measures the rotation of the motor shaft. Variations in the speed of motors show abnormal loading conditions, electrical disturbances or mechanical faults. A sudden decrease of RPM may indicate a stall or overload or degradation in motor performance.
- 7) Microcontroller / Processing Unit: This system uses a microcontroller/embedded controller like Arduino/ESP32/Raspberry pi to collect data from all the sensors and analyze It. It serves as the system's central processing unit by:
 - Reading sensor values
 - Feeding data into to AI/ML model
 - Monitoring motor condition
 - Creating alerts when unusual behaviour is observed

The controller is the connection between the hardware sensing layer and intelligent software analysis layer.

- 8) Display / Monitoring Interface: Real-time display of motor parameters like current, temperature, vibration level, speed and fault status may be done through a display unit or monitoring interface. This enables the end-user/operator to understand the condition of the motor at a glance while operating it.

B. Software Tools and Technologies

The new Motor Fault Detection and Prediction Using AI/ML system is made using a lot of software tools. These tools help with collecting data making the data ready to use looking at the data using machine learning and storing the data. The Motor Fault Detection and Prediction Using AI/ML system uses these technologies to look at the motor condition data in a way.

- 1) Python: Python is the language used to make the whole Motor Fault Detection and Prediction Using AI/ML system. People like to use Python for Motor Fault Detection and Prediction Using AI/ML projects because it's easy to understand and has a lot of useful tools. The Motor Fault Detection and Prediction Using AI/ML system uses Python because it is a language for making things, like this.
- 2) Jupyter Notebook / VS Code: The IDE utilized for the project coding, testing, and execution are Jupyter Notebook and VS Code. They assist in coding, debugging and analyzing the results simply.
- 3) Pandas and NumPy: Data handling and preprocessing is done using Pandas and NumPy. Using these libraries, we can normalize the sensor data by removing rows/columns with unwanted values, and cleaning the dataset to provide it for machine learning analysis.
- 4) Matplotlib / Seaborn: Data Visualization – Using Matplotlib & Seaborn They are useful in plotting various graphs and charts as motor behaviour, comparing normal motoring conditions with faulty ones and analyzing trends of sensor values.
- 5) Scikit-learn: The models involved in the detection and prediction of motor faults are created and trained using Scikit-learn. It reinstates algorithms like Decision Tree, Random Forest, SVM and KNN.
- 6) Arduino IDE / ESP32 IDE: The Arduino IDE is used to program the microcontroller (either a microcontroller or ESP32 IDE) collecting sensor data such as current, temperature from the motor setup, Vibration speed.
- 7) MySQL / CSV Storage: Collected motor data is saved in a MySQL database or CSV files. The data is then used for training, testing and analysing the machine learning model.

Therefore, the integration of these software tools and technologies allows for effective real-time monitoring and predictive maintenance as well as the collection, processing, visualization, storage and intelligent prediction of motor faults.

C. Data Collection and Fault Parameters

Real-time data of various motor operational parameters with the help of sensors is used to train and test the AI/ML model. Monitoring these parameters will give an idea of the condition of the motor and tells about normal operation or whether it is running faulty.

1) Collected Motor Parameters

1. Temperature (°C)

Temperature - to determine the heat generated by the motor at work. High makes no sense overheating, overload (which may not be balanced) or internal motors.

2. Current (A)

Measuring current: You measure current so that you know the amount of electrical current being consumed by the motor. Excessive motor current could mean that the motor is overloaded, stalled or there's a winding fault.

3. Voltage (V)

The voltage is checked to verify that the motor receives appropriate power. Reduced voltage or varying voltage leads to inefficient operation of the motor and resultant abnormality.

4. Vibration Level

To identify mechanical errors in the motor, vibration data is gathered. The vibration signature of the high frequency can point to bearing damage, shaft imbalance or loose mounting.

5. Motor Speed (RPM)

Motor speed: Measure to observe how the Motor can perform rotational. That is very good as it will show that there are load issues or motor weakness and stall condition if the RPM suddenly reduces.

6. Load Condition

Root causes and categories of each root cause are defined in the next section Load condition: This represents the amount of mechanical load present on the machine. Various load levels assist in analysing the working of motor under normal, medium and heavy workload conditions.

2) Fault Parameters Detected by the System:

1. Overheating

The motor will get too hot if it has been running for a while, or if it is really straining. This causes the motor to heat up. It could also occur when the motor works for a while or lacks sufficient cooling to keep temperatures down. The motor doesn't like overheating at all. You must monitor the motor temperature very closely.

2. Overload Condition

It overloads the motor as it has to do more work than its capacity. So the motor consumes high power and heats a lot. Overload is not the thing that the motor enjoys. Overload Condition is an enemy for the motor.

Overloading the motor causes it to heat up significantly.

3. Bearing Fault

Motor bearings is a critical part. They are noisy when they don't work properly. Vibrate a lot. So, It rotates the motor irregularly and does not work well. When bearings are not correct, the motor has a lot of hassles. Now for their motor Bearing Fault.

4. Rotor Imbalance

The rotor is the part of a motor that rotates. It does not rotate smoothly when it is not balanced right. Which causes the motor to vibrate quite a bit. If the rotor is not balanced, the motor doesn't function properly. Rotor Imbalance – A Defect that needs to be solved. They must be balanced for the motor to do its job.

5. Stall Condition

A stall is when the motor stops moving, while it still receives power. The motor draws too much power at this state. The motor does not turn fast. A stall condition is detrimental to the motor. The motor completely locks up and works.

6. Voltage Fluctuation / Under-voltage

A sufficient amount of voltage is needed for the motor to operate perfectly. Next is the voltage which is essential as if it is not appropriate then motor does not operate properly. The motor can get too hot. The problems include voltage fluctuation and undervoltage. The voltage the motor needs to function.

7. Abnormal Vibration :The motor jitters a lot when something's loose or when it's not put together properly. It can be that there is something in the motor itself to cause the problem. Motor issues such as Overload Condition and Bearing Fault are other examples that can cause vibration along with overheating. The abnormal vibration damages the motor. When the motor vibrate a lot it's pretty bad for it. You need to check the motor and determine what is causing the vibration.

The model is trained to classify motor condition into:

- Healthy
- Warning
- Faulty

D. Proposed System Overview

Using the data received from the sensor and analyzed with machine learning, a system that monitors health conditions and faults of electric motors has been proposed in this work. Meanwhile, the whole workflow of the service includes:

- 1) Sensor Data Collection
- 2) Signal/Data Preprocessing
- 3) Feature Extraction
- 4) Fault Classification using machine learning
- 5) Fault Prediction and Alert Generation

Real-time motor parameters are fed back into the system and compared with trained machine learning models to identify if the motor is running in healthy or faulty conditions.

IV. SIMULATION AND PROTOTYPE VALIDATION

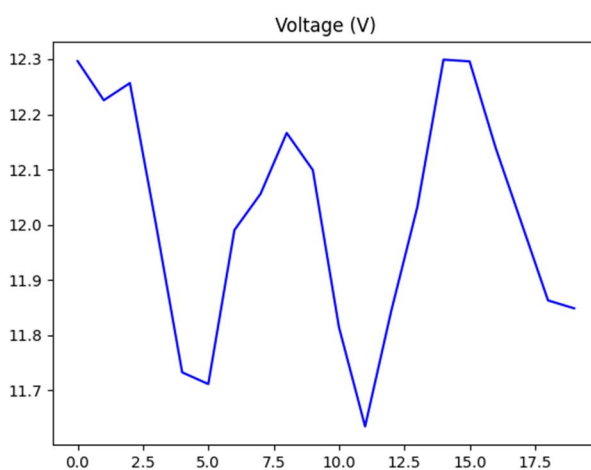
A. Simulation Validation

The model was first validated based on a software based analysis before implementing the system on real hardware. Machine learning model was trained and tested on this dataset of motor parameters such as temperature, current, voltage, vibration with setup conditions like the motor speed and load condition.

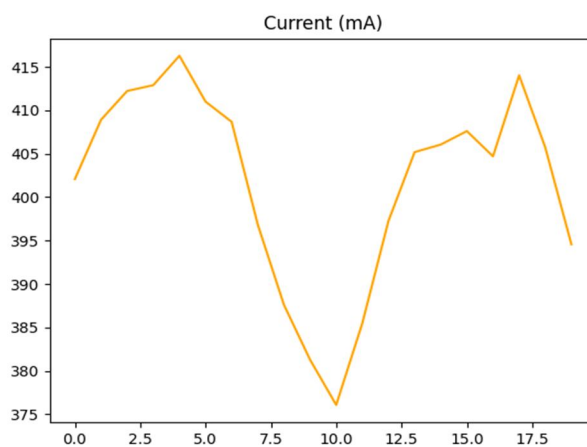
In order to assess the model performance under varied operating conditions of the motor, the data was split into training and testing. At the time of simulation, it has been classified as normal and faulty states with the help of machine learning algorithm that took input data its analysis. The model viz. Overheating, overload, abnormal vibration, stall condition fault categories were evaluated.

The simulation result demonstrated that the system could distinguish between variation in the motor behaviour and classify fault conditions with acceptable accuracy. The trained model was also able to identify fault from variations in sensor values. This software-level validation confirmed that the AI/ML model proposed for motor fault detection and prediction is appropriate.

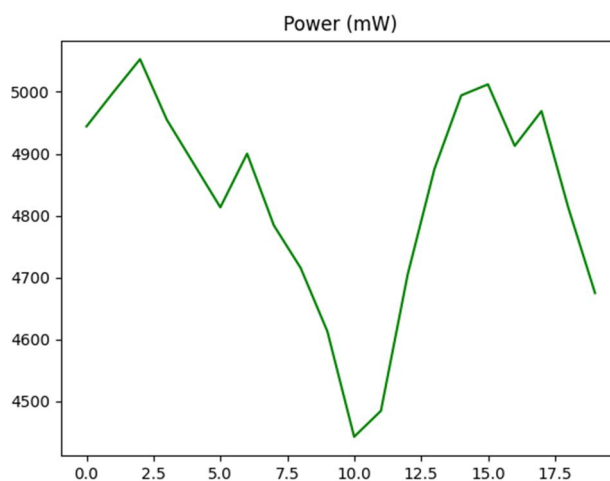
Test Type	Status
Sensor Data Collection	Successful
Temperature Monitoring	Accurate
Current Monitoring	Stable
Vibration Detection	Successful
Speed / RPM Monitoring	Accurate
Fault Detection	Successful
Fault Prediction	Effective
Hardware-Software Integration	Successful



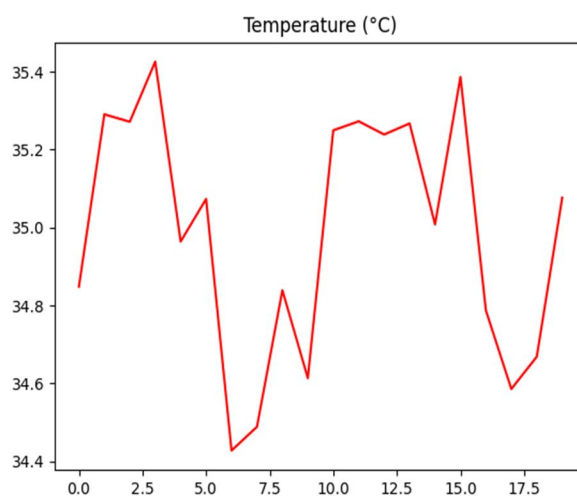
1. Voltage (V)



2. Current Monitoring (mA)



3. Power Monitoring (mW)



4. Temperature Monitoring (°C)

B. Prototype Hardware Validation

After we checked the system with a simulation we tried out the proposed system with the hardware prototype. The hardware setup had a motor, a motor driver, a current sensor, a temperature sensor, a vibration sensor, a speed sensor and a microcontroller-based system to get the data.

When we were testing the motor was running under conditions, like:

- Normal running condition
- Increased load condition
- Overheating condition
- Abnormal vibration condition
- Reduced speed or stall-like condition

The sensors were always measuring what was happening with the motor in real time and sending the data to the controller and the system that was processing it. Then the AI/ML model looked at this data. Figured out if the motor was working normally or if something was wrong.

We found out that the system was working well and could monitor the motors health and find problems. The current sensor found out when the motor was overloaded the temperature sensor saw when the motor was getting too hot and the vibration sensor caught any problems. The RPM sensor also helped us see when the motors speed was changing and if it was going to stall.

C. System Integration Assessment

Motor Fault Detection and Prediction Using AI/ML project overall system integration is regarding verifying interaction among hardware, data acquisition unit, and machine learning model. The focus of this assessment was to verify the full system capability to acquire motor data, process and detect fault conditions in real time.

The hardware including the electric motor, motor driver, current sensor, temperature sensor, vibration sensor and RPM sensor as well as power supply circuit was successfully interfaced with the micro controller based data acquisition unit. The sensors were continuously monitoring the critical motor parameters like temperature, current, voltage, vibration and at any stage if it crossed a certain threshold and had to be given as input for real time analysis.

The filtered sensor data was then sent to the software analysis stage for preprocessing and fault classification using machine learning methods. The main focus was that the AI/ML model processed the incoming data and classified motor health into normal or damaged states. The fault conditions that can be detected by means of the sensors readings are overheating and overload, abnormal vibration, and similar stall.

The coupling and mutual feedback relationship between hardware perception, data processing intelligent fault prediction becomes stable and effective. The system proposed

The successful implementation of real-time data tracking, fault identification, and forecasting capability suggest that the developed architecture can be used for motor health monitoring and predictive maintenance applications.

These results show that the developed framework provides a robust method for fusing sensor-based control with knowledge based decision making methods like AI/ML systems.

SYSTEM VALIDATION SUMMARY

V. CONCLUSION

This project is about the design and development of a Motor Fault Detection and Prediction System that uses Artificial Intelligence and Machine Learning. The system was made to check the health of a motor by collecting important information like temperature and current and voltage and vibration and speed and load condition all the time.

The system uses sensors to get this information and machine learning to find problems with the motor. This means it can find things the motor is doing and common problems like getting too hot or being overloaded or having issues with the bearings or being out of balance or not moving or vibrating too much. Using Artificial Intelligence and Machine Learning makes the system better at finding faults because it can look at the motor data in a way instead of just looking at it manually or using fixed rules.

The system was. It works well. It can check how the motor is doing. Say if it is healthy or not and help find problems early. This system can also help predict when the motor might have a problem which means it can help reduce the time the motor is not working and make it more reliable and cost less to fix in factories and other places where motors are used.

Over all this project is a way to check the condition of motors and predict problems because it is cheap and can be used in many places and it is smart. This makes it good for people who are studying motors and for people who use motors in their work. The Motor Fault Detection and Prediction System is a solution, for people who want to keep their motors running well.

VI. RESULT

The motor fault detection system that uses Artificial Intelligence and Machine Learning is really good at looking at things about the motor, such as how hot it is, how much current it is using, the voltage if it is vibrating and how fast it is going. This helps it figure out if the motor is working properly or not. Artificial Intelligence and Machine Learning can look at what happened to the motor in the past and learn from it. So it can tell if the motor is working normally or if something is wrong with it. The system can even tell what kind of problem the motor has, like if it's getting too hot if it is overloaded or if the bearings are failing.

The motor fault detection system is always watching the motor. Can tell right away if something is going wrong. This means we can find problems before they get so bad that the motor stops working. This helps us plan when to do maintenance on the motor so it does not just stop working Using Artificial Intelligence and Machine Learning is better than doing it the way because the system can get better at finding problems over time. It can even handle situations and strange patterns, in the data.

The motor fault detection system can really help make the motor more reliable so it does not break down much. This means the motor can work for a time and we do not have to spend as much time fixing it.

VII. FUTURE WORK

Although our system works well for motor fault detection and prediction there are still some things we can improve on to make it more useful in situations.

Here are some future improvements we can make:

- 1) Remote Monitoring using IoT: We can connect our system to the Internet of Things platforms so people can check the motors condition using an web app. This way they can keep an eye on the motor from anywhere.
- 2) Storing Data in the Cloud: We can store motor data in cloud databases to keep track of things over time analyze trends and do maintenance. This will help us understand how motors behave in the run.
- 3) Using Advanced Fault Prediction: We can use machine learning models like Artificial Neural Networks, CNN or LSTM to get better at predicting faults. Motor fault prediction is something we can improve on.
- 4) Creating a Real-Time Dashboard: We can design a dashboard to show motor parameters, health status and fault alerts in time. This dashboard will help people keep track of their motors.
- 5) Automatic Alerts: We can add features that send SMS, email or app notifications when the system detects motor behaviour. Motor behaviour is something we need to monitor
- 6) Testing on Big Industrial Motors: We can try out our system on motors in real operating environments to see how it works in practice. Industrial motors are an area of focus for us.
- 7) Getting Better Sensor Readings: We can use sensors to get more accurate readings of temperature, vibration and speed. Accurate sensor readings are crucial for motor fault detection.

By making these improvements our project can become more intelligent, reliable and suitable, for Industry 4.0 and maintenance applications. Motor fault detection and prediction are what we are working on.

REFERENCES

- [1] S. Nandi, H. A. Toliyat and X. Li wrote a paper about condition monitoring. Fault diagnosis of electrical motors. They published it in IEEE Transactions on Energy Conversion in 2005. The paper is on pages 719 to 729 of volume 20 number 4.
- [2] A. H. Bonnett and G. C. Soukup did a study on what causes stator and rotor failures in three-phase squirrel-cage induction motors. Their findings were published in IEEE Transactions on Industry Applications in 1992. The study is on pages 921 to 937 of volume 28 number 4.
- [3] S. B. Kotsiantis wrote about machine learning and classification techniques. His paper was published in Informatica in 2007. It is on pages 249 to 268 of volume 31 number 3. Machine learning was the topic.
- [4] T. M. Mitchell wrote a book about machine learning. It was published by McGraw-Hill in New York in 1997. The book is on machine learning.
- [5] F. Pedregosa and his team wrote about scikit-learn, a machine learning tool that works with Python. Their paper was published in Journal of Machine Learning Research in 2011. The paper is on pages 2825 to 2830. Scikit-learn was the focus.
- [6] J. Lee, H. Davari, J. Singh and V. Pandhare wrote about intelligence in manufacturing systems. Their paper was published in Manufacturing Letters in 2018. It is on pages 20 to 23. Artificial intelligence was discussed.
- [7] P. Tavner wrote a book about condition monitoring of rotating machines. It was published by IET in London in 2008. The book is about condition monitoring.
- [8] A. Glowacz used machine learning methods to recognize signals of induction motors. His findings were published in Applied Acoustics in 2019. The paper is, on pages 37 to 45 of volume 155. Machine learning methods were used.



10.22214/IJRASET



45.98



IMPACT FACTOR:
7.129



IMPACT FACTOR:
7.429



INTERNATIONAL JOURNAL FOR RESEARCH

IN APPLIED SCIENCE & ENGINEERING TECHNOLOGY

Call : 08813907089  (24*7 Support on Whatsapp)