



IJRASET

International Journal For Research in
Applied Science and Engineering Technology



INTERNATIONAL JOURNAL FOR RESEARCH

IN APPLIED SCIENCE & ENGINEERING TECHNOLOGY

Volume: 10 **Issue:** V **Month of publication:** May 2022

DOI: <https://doi.org/10.22214/ijraset.2022.42812>

www.ijraset.com

Call:  08813907089

E-mail ID: ijraset@gmail.com

A Renew Microbial Degradation and Valorisation of Plastic Wastes Management in the Environment

Ashish Jaiswal¹, Dr. Shikha Kumari², Kumari Shalini³

^{1,3} Research Scholar, ² Assistant Professor, Career Point University, Division of Microbiology, School of Pharmaceutical and Health Sciences, Tikker (Kharwarian), Hamirpur - 176041, Himachal Pradesh, India.

Abstract: A developing accumulation of plastic wastes has turned out to be a severe environmental and social issue. It's far urgent to expand innovative processes for the disposal of plastic wastes. In recent years, reports on biodegradation of synthetic plastics by using microorganisms or enzymes have sprung up, and those offer a opportunity to broaden biological treatment generation for plastic wastes. On this assessment, we've comprehensively summarized the microorganisms and enzymes which are able to degrade an expansion of normally used artificial plastics, which includes polyethylene (PE), polystyrene (PS), polypropylene (PP), polyvinyl chloride (PVC), polyurethane (PUR), and polyethylene terephthalate (PET). Further, we have highlighted the microbial metabolic pathways for plastic depolymerization merchandise and the modern-day attempts in the direction of usage of such products as feedstock's for microbial manufacturing of chemical substances with excessive fee. Taken together, these findings will contribute to building a theory of bio-up biking plastic wastes through connecting the biodegradation of plastic wastes to the biosynthesis of treasured chemical compounds in microorganisms. Closure, but not least, we've discussed the demanding situations in the direction of microbial degradation and valorization of plastic wastes. Plastics are found everywhere in the area and grow into a hot topic in educational circles. Big studies have focused on analytical techniques, source, abundance, transport, fate, degradation of plastics inside the environment and threats to herbal surroundings, wildlife or even human fitness. However, characteristics of plastic pollution, which might be important to recognize this rising problem, continue to be unknown to this point. Here, this paper opinion the essential characteristics of plastic pollutants within the environment to beautify present knowledge of this problem. Those traits, inclusive of diversity, persistence, global problems, mixed pollution and threats to organisms and human fitness, are severely summarized in this work. In addition, "plastic cycle" inside the environment, particularly, aquatic, atmospheric, and terrestrial device is also mentioned in this assessment. Sooner or later, we highlight current demanding situations of plastic pollution posed to the public and also suggest the studies developments in destiny paintings.

I. INTRODUCTION

Microorganisms, as their call suggests, are very small organisms which are determined round us and inner our body and usually require a microscope to observe them. These microorganisms are being classified right into a wide range of class which includes micro-organism, viruses, fungi, archaea, protozoa and algae. A few bacteria and fungi are well known for the procedure of decay.

- 1) Microbial degradation here alludes to the microbial change of herbal compounds, regularly the ones of that contrarily sway human well-being, to much less dangerous or increasingly more useful systems, in the earth or the studies centre. Statistics on the traits, catalysts and pathways engaged with this method acquires useful gadgets, engineer remediation of dirtied state of affairs and anticipate the destiny of synthetics inside the planet. A common instance Microbial degradation of waste: A assessment 107 is the bio degradation process which includes the catalysed discount in complexity of chemical substances. This mini assessment centre the preceding ten years of research on this discipline.
- 2) Existence existed on earth for round three.6 billion years. All through this era, the microorganisms had been able to catabolising almost each supply of carbon. In line with estimation, there are 5×10^{30} prokaryotes on the earth.
- 3) All the unfastened living prokaryotes commonly include a thousand- ten thousand genes.
- 4) Makes this enzymatic variety approximately 1034. The range of microbial biodegradative metabolism is extensive and expandable almost infinity. To more systematically organize and show the statistics mentioned in the scientific literature, the college of Minnesota bio-catalysis/biodegradation Database (UN-BBD).

- 5) Began in February, 1995. Plastics: Invented within the late 19th century, this miracle fabric has made present day existence easy and sustainable. "Plastic" first of all signified as "pliable and without difficulty moulded." it's miles derived from a class of materials called polymers which indicates "of several parts," and those polymers are fabricated from long chains of herbal cellulose molecules, the insoluble substance that represent the primary part of plant cellular walls and of vegetable fibres such as cotton. Different examples of polymer are polyethylene, PC, nylon, etc.
- 6) For the reason that dawn of records, humankind has endeavoured to expand cloth presenting advantages that are not without problems located in natural materials. The development of plastics started with the usage of natural substances that had intrinsic plastic residences in them inclusive of shellac and chewing gum. the following step in the evolution of plastics worried the chemical modification of natural substances along with rubber, nitrocellulose, collagen, galalite, etc. finally, a extensive range of absolutely artificial substances recognized as modern-day plastics started to develop round a hundred years in the past. Plastic categorization: Plastics are a crucial component of many products together with water bottles, combs, beverage packing containers, baggage and so forth.

II. THE KINDS OF PLASTICS ENCOMPASS

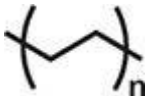


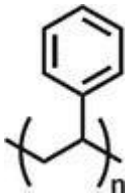

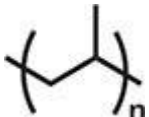

- 1) *Polyethylene Terephthalate (PETE/pet)*: This becomes brought by J. Rex Whinfield and James T. Dickson in 1940. It's far one of the most typically used plastic inside the global. Knowingly, it took almost 30 years earlier than it was used for crystal-clear bottles consisting of beverage bottles utilized in Pepsi and Coca Cola.
- 2) *Excessive Density Polyethylene (HDPE/EDPE)*: Produced through Karl Ziegler and Erhard Holzkamp in 1953. They used low stress and catalyst to create excessive density polyethylene. It is used for manufacturing a wide type of products these days. It turned into first used for pipes in drains, culverts, and many others. It does no longer smash under the exposure of intense warmness or bloodless. Round 12 % of all the HDPE are being recycled every year.
- 3) *Polyvinyl Chloride (P.C)*: it is one of the oldest synthetic materials utilized in business manufacturing. P.C turned into accidentally observed twice: first found by way of a French physicist named Henri Victor Renault in 1838 and once more via a German chemist named Eugen Baumann in 1872. Both of them discovered the % inside vinyl chloride flasks which became left uncovered to the daylight. In popular, P.C is one of the least recycled plastic; much less than 1 % is being recycled every year. Percent includes several pollutants and is harmful to human fitness and the surroundings and for this reason its miles called as the "poison plastic".
- 4) *Low- Density Polyethylene (LDPE)*: LPDE is considered to be the grandfather of the material as it was the primary polyethylene to be produced. It has less mass in comparison to high density polyethylene and consequently its miles taken into consideration as a separate fabric for recycling. Containers and packaging which are made from LPDE make up to fifty six % of all of the plastic waste. 75 % of this waste comes from the residential families. However happily many more modern recycling packages are evolving to deal with those products. Buragohain et al. 112
- 5) *Polypropylene (PP)*: In 1951, Paul Hogan and Robert L. Banks of Philips Petroleum organisation observed polypropylene. Throughout this time, they have been truly trying to convert propylene to fuel however as a substitute they ended up coming across a new catalytic system for making plastic. Simplest a small portion of this plastic is being recycled each 12 months. Within the America, most effective 3 % of the polypropylene products are being recycled.
- 6) *Polystyrene or Styrofoam (PS)*: At the same time as getting ready medicinal drug, German apothecary Eduard Simon by chance located polystyrene in 1839. He determined it from natural resin and didn't understand yet. Later, German chemist Hermann Staudinger took research on it and accelerated on its utilization. Polystyrene is lightweight and smooth to form and hence it breaks effects, making it an increasing number of harmful for the surroundings. It accounts for about 35 % of us landfill cowl.
- 7) *Miscellaneous Plastics*: Polycarbonate, polylactide, acrylic, acrylonitrile, butadiene, styrene, fiberglass and nylon are the remaining plastics. Also, there are numerous differences in the plastics underneath the recycling applications. Those plastics aren't very smooth to interrupt down unless they're being uncovered to excessive temperature which makes it nearly impossible for them to be recycled.

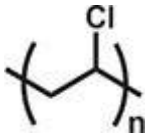

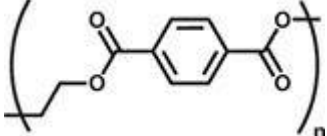

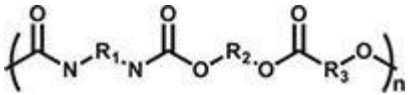

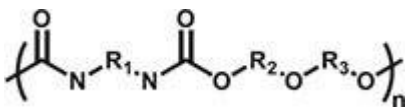
During the most effective last century and half of human race have discovered the way to make engineered polymers, right here and there using ordinary materials like cellulose and also the petroleum products and oils have regularly provided carbon assets which might be being applied thoroughly. The synthetic polymers contain of lengthy chains of repeating units. And because the result the polymers are stable, light-weight, sturdy and adaptable. In 1869, John Wesley Hyatt introduced the foremost synthetic polymer as an ivory alternative.

Via treating the cellulose which changed into gotten from cotton fibre, with camphor, Hyatt become capable to find a plastic that might be made right into a wide variety of shapes and made to replicate the characteristic substances like tortoiseshell, horn, material, and ivory. Plastic flotsam and jetsam in the seas were first seen at some point of the 1960s. As the mindfulness about herbal troubles began spreading, the constancy of plastic waste started out to inconvenience humanity. There is every other arrangement of plastics known as micro plastics. they're little plastic circles utilized in face washes, splendor care merchandise, and toothpastes to shed or smooth and are usually created from polyethylene (or polypropylene, polyethylene terephthalate, or nylon) yet the class of plastics which might be underneath 5mm lengthy are distinct through NOAA (countrywide Oceanic and Atmospheric management) of the USA(Eklöv, 2016; Geyer et al., 2017). While these synthetics are inside us, it may purpose distinct cancers, a debilitated safe framework, conceptual issues and then a few. Micro plastics can taint the air, faucet and filtered water, food and beverages, inclusive of salt, fish, nectar and lager. A huge range of ocean animals do ingest micro plastics, and as they climb to the herbal cycles, those plastics will necessarily land up within the human being's circulatory framework. However developing issues, plastics are pressing to modern lifestyles. Plastics made practicable the development of desktops, cell telephones, and a massive portion of the lifesaving propels in remedy. They are light-weight and beneficial for safety, plastics help spare non-renewable power assets which are Microbial degradation of waste: A evaluates 113 applied in warming and in transportation. Perhaps typically vast, reasonable plastics elevated the expectations of living and made substances all the extra right away on hand. For the reason that unmistakably plastics have a widespread spot in our lives, some researchers are endeavouring to make it extra at ease and increasingly conceivable. a few inventors are growing bio plastics, which might be produced using plant vegetation rather than non-renewable power assets, to make materials which are increasingly ecological nicely-disposed.

artificial plastics, along with polyethylene (PE), polystyrene (PS), polypropylene (PP), polyvinyl chloride (%), polyurethane (PUR), and polyethylene terephthalate (puppy) (desk 1), have become essential to nearly each thing of our lives. in keeping with the state-of-the-art statistics of Plastics-Europe, the global yield of plastics reached 348 million tons in 2018 (Plastics Europe, 2018). China and the European Union account for 29.four and 18.five%, ranking first and 2nd within the international, of all the global's plastic use, respectively (China Plastics enterprise, 2017; Plastics Europe, 2018). Concomitant with the developing consumption of plastics, the era of plastic wastes will increase rapidly round the arena. it's far predicted that up to 26 billion tons of plastic wastes may be produced by 2050, and more than 1/2 will be thrown away into landfills and eventually input ecospheres, which include oceans and lakes, main to severe environmental pollutants (Jambeck et al., 2015; Lönnstedt and Eklöv, 2016; Geyer et al., 2017). As a end result, plastic wastes have end up a malevolent image of our wasteful society.

Table: Types and Properties of Generally used Synthetic Plastics.

Plastics	Abbreviation	Structure formula	T _m (°C) ^a	T _g (°C) ^b	X _c (%) ^c	Recycling codes
High-density polyethylene	HDPE		200–300	-120	80–90	
Low-density polyethylene	LDPE		160–260	-120	45–65	
Polystyrene	PS		240	63–112	–	
Polypropylene	PP		130	-10–18	60–70	

Plastics	Abbreviation	Structure formula	T _m (°C) ^a	T _g (°C) ^b	X _C (%) ^c	Recycling codes
Polyvinyl chloride	PVC		100–260	60–70	–	 PVC
Polyethylene terephthalate	PET		260	80	40–60	 PET
Polyester polyurethane	Polyester PUR		8–20 (soft)	–75 to –50 (soft) 185–205 (hard)	40–50	 OTHER
Polyether polyurethane	Polyether PUR		–95 (soft) 100 (hard)	–10 to 45 (soft) 190–240 (hard)		

^aT_m, melting temperature. ^bT_g, glass transition temperature. ^cX_C, crystallinity.

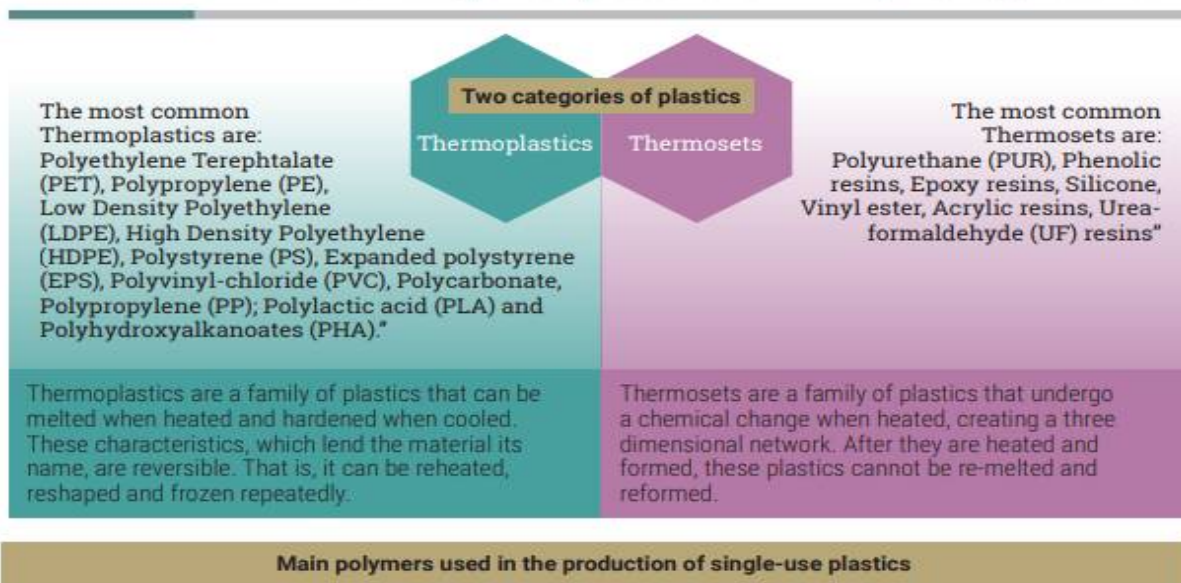
References: <https://www.google.com/url?sa=i&url=https%3A%2F%2Fwww.researchgate.net>

III. INVESTIGATING THE TECHNIQUES INVOLVED INSIDE THE BIOREMEDIATION OF PLASTIC.

Herbal decomposition of the polymer can be characterized through uptake of O₂, the fee of CO₂ released alterations inside the polymer's physical and chemical houses, and microbial increase price (Mohan and Srivastava, 2010) used extraordinary checks approach for evaluating the polymer degradation primarily based on the subsequent reasons.

1. CO₂ production might also bring about the decomposition of the polythene's low molecular weight fraction, with no degradation in the elongated chain.
2. Loss of components or minor modifications in chemical makeup can also have an effect on the plastic electricity.
3. Lack of weight may be due to the percolating of components with plasticizers.

The two main categories of plastics and their single-use applications



References: <https://www.google.com/url?sa=i&url=https%3A%2F%2Ftravelsgirlsmind.com>

IV. POLYTHENE LUGGAGE

Plastic convey bags are typically made from polyethylene (polythene). these are used for the cause of sporting or meting out commodities. The attributes that have made the usage of plastics popular in packaging materials, in widespread, and in bring bags, specifically, are as follows:

- 1) Inertness and chemical resistance
- 2) First-rate barrier houses and water-evidence traits
- 3) Safe in handling because of non-breakability and mild in weight
- 4) Transparency, permitting easy visibility of content material being carried/saved/packed
- 5) Can also be opaque to protect the content from exposure to sunlight, when required
- 6) Resistance to bacterial and other microbial boom

Plastics and the surroundings the very residences which have made plastic this kind of necessity for present day dwelling pose problems once its useful life is over. Plastic is used in paints, cable coverings and window frames to save you rotting, however this also makes degradation that much more tough. Plastic food packaging increases the shelf existence of foods, and gives a reasonably-priced, hygienic and flexible range of wrappings. although it has obvious advantages for the meals enterprise, the large increase in plastic packaging has significantly expanded plastic waste and, consequently, muddle.

- a) Valuable pollution manages Board (CPCB), India. 35% Packaging 23% constructing & production eight% electric & Electronics 8% furniture & residence ware 8% transport 7% Agriculture 3% Toys & sports activities 8% Others Sectorial consumption of Plastic | 3 even as no actual figures on overall generation of plastic waste in India are available, it's miles estimated to be about 5.6 million tonnes in line with annum (TPA), which is ready 15,342 tonnes in line with day (TPD).
- b) Thermoplastics or recyclable plastics make contributions to approximately 80 in line with cent of the full put up-patron plastic waste generated in India, even as thermoset plastics or non-recyclable plastics account for the ultimate 20 in step with cent. Plastic particularly that utilized in plastic bags is one of the predominant poisonous pollution of our times. Being composed of toxic chemicals (lead and cadmium pigments, normally used in mild-density polyethylene (LDPE), excessive-density polyethylene (HDPE) and polypropylene (PP) as additives) and most significantly, being a non-biodegradable substance, plastic pollutes the air, water and soil. There are 3 possible environmental problems resulting from plastic luggage. First, plastic baggage is often made from oil, natural gas or coal, and those are all restrained natural assets that must be conserved. Second, the manufacture of plastic produces massive portions of harmful pollutants, which manufacturing businesses want to deal with nicely. The most important chemical substances that cross into the making of plastic baggage are notably toxic and a number of the components of plastic which includes benzene and vinyl chloride have been proven to purpose most cancers, even as others like gases and liquid hydrocarbons break the earth and air. The noxious substances emitted in the course of the production of plastic are synthetic chemicals like ethylene oxide, benzene and xylenes.
- c) Besides severely impairing an already fragile environment, those chemical compounds can reason an array of maladies ranging from beginning defects, cancer, and nerve and immune disorders, to blood and kidney illnesses.
- d) 0.33, antique and undesirable plastic bags are not usually easy to put off. Plastic bags defy any kind of strive at disposal, be it via recycling, burning or land filling. Plastic luggage whilst dumped into rivers, streams and sea contaminate the water, soil, marine existence in addition to the air we breathe. Whilst plastic luggage is burned, they release a bunch of toxic chemical substances inclusive of dioxin into the air. Moreover, recycling of plastic is uneconomical, polluting and labour intensive.
- e) Its miles associated with pores and skin and respiration issues due to exposure to and inhalation of poisonous fumes, specifically hydrocarbons and residues released at some point of the manner.
- f) Also, recycling plastic baggage merely places them back into movement in the market vicinity and sooner or later the surroundings, thereby making no discount. Plastic bags are regarded to clog drains and for that reason hit city sewage structures. Choked drains offer outstanding breeding grounds for mosquitoes, except causing floods during the monsoon. Due to indiscriminate dumping of plastic luggage on land, toxic metals together with lead and cadmium pigments leach into underground water. Garbage mixed with plastic luggage interferes in waste processing centres and reasons issues in landfill operations. Because plastic bags do now not undergo bacterial decomposition, land filling using plastic baggage could suggest preserving the poison for all time. Buried in landfill websites, plastic takes loads of years to degrade.

V. OPTIONS

Plastic baggage is so intrinsic to our everyday lives that it's far difficult to assume life without them. However, more alternatives are actually to be had and are being taken into consideration. In recent times, the important and country governments have taken measures to reduce down the use of plastic bags. Other than government initiatives, many non-governmental organisations (NGOs) are spreading focus on the impact of plastic baggage at the surroundings. Those initiatives have generated the demand for alternatives to plastic luggage.

A. *The Following Are Some Of The Possible Alternatives*

- 1) Reusable bags: that is an alternative to single-use paper or plastic luggage, which may be reused often for shopping. These are available in canvas, woven plastic fibre, hemp, cotton and even leather.
- 2) Biodegradable plastics: Bio-plastics or natural plastics are a form of plastic derived from renewable natural assets, inclusive of vegetable oil, corn starch and pea starch.
- 3) The fundamental function of those plastics is that they are capable of being decomposed by means of micro-organism or different living organisms.

B. *Non-Biodegradable Garbage*

- 1) Polyethylene
- 2) HDPE
- 3) P.V.C.
- 4) LDPE
- 5) Poly-propylene
- 6) Poly-styrene
- 7) Different

VI. ISSUE AFFECTING THE PLASTIC DEGRADATION

- 1) The primary risky effect of plastic is its accumulation inside the surroundings.
- 2) An effective management practice for plastic wastes continues to be absent.
- 3) Invertebrate's intestine micro biota should play a critical function in plastic degradation.
- 4) Plastic degradation can improve with the aid of combining various degradation techniques.
- 5) Plastic degradation requires future research to broaden biodegradation procedures.

VII. MICROORGANISM INVOLVE FOR THE DEGRADATION OF PLASTIC

The initial step of the microbial degradation manner is to secrete depolymerises to break down the long-chain polymers into low molecular weight oligomers or monomers, which may be further assimilated into microbial cells or metabolized into CO₂. Consistent with the principle of circular economic system, these depolymerisation products might be exploited for the biosynthesis of high-fee chemical compounds thru precise metabolic pathways, which may be taken into consideration as a manner of vaporizing plastic wastes (Wierckx et al., 2015).

In 1754, while Horace Walpole counselled the phrase 'serendipity', nobody knew that it'd come to be related to a number of the greatest scientists and discoveries in history. In 1898, Hans von Pechmann determined, with the aid of twist of fate or serendipity, a waxy substance at the bottom of the check tube, giving delivery to one of the maximum debatable as well as maximum widely used substances of cutting-edge times— polythene. However, its primary ingredient, diazomethane, become exceedingly unstable, and it became Eric Fawcett and Reginald Gibson at Imperial Chemical Industries (ICI) who, again through serendipity, located its industrially sensible version in 1933. This model too couldn't be 759af83dbac04511979469e6f58100a3, and it turned into handiest in 1935, that Michael Perrin, once more an ICI chemist, evolved this twist of fate into reproducible polythene, leading to its feasible mass manufacturing in 1939.

The word 'plastic' comes from the Greek phrase 'plastikos', which means so as to be fashioned or moulded by warmth. 'Polymers' is the generic time period for all plastic substances, referring to natural, carbon-based compounds whose molecules are related together in long-chain styles.

VIII. TO BE HAD METHODS FOR LOOK AT OF PLASTIC BIODEGRADATION

Polymer degradation is defined as any alteration in its physical or chemical homes because of environmental elements, together with light, heat and moisture, or biological interest (Pospisil and Nespurek, 1997). There are three types of polymer degradation methods, photodegradation, thermo-oxidative degradation and biodegradation based upon the factors involved (Shah et al., 2008).

Rutkowska et al. (2002) mentioned that microorganisms inclusive of micro-organism, fungi, and algae may want to degrade polymer substances thru their metabolic interest, the so-referred to as “biodegradation,” without the involvement of heat electricity underneath aerobic or anaerobic conditions. In the cardio biodegradation, the give up merchandise industrially produced were CO2 and H2O in the soil composite approach. The anaerobic biodegradation of landfills and sediments consists of methane, H2O and CO2 because the stop merchandise. Commonly, it's far a complex technique to supply water and CO2 from the long-chain polymer, which wishes numerous steps and distinctive microbial pastime. In every step, a specific microbial network will break the polymer into granules and the others will make use of the monomers and excrete them. The microbial network of the detritus meals chain utilizes the excreted waste. It's far an f6ba901c5019ebe39975adc2eb223bef, fee-effective, globally common technique, but, the efficiency is mild. (Shah et al., 2008). A observe inside the biodegradation of three varieties of PE deliver baggage were experimentally examined in aquatic ecosystem. Ordinary polythene, alongside two different sorts of plastic convey bags, were subjected for degradation and determined that 2% of deterioration at the floor of the biodegradable polythene bring luggage have been reported after forty weeks underneath experimental situations. The degradation of trendy polythene became mentioned to be negligible (O’Brine and Thompson, 2010).

IX. PLASTIC DEGRADATION WITH THE AID OF BACTERIA AND FUNGI

There have been diverse reports available on polythene degradation with the aid of microbe (desk. 1). Aswale and Ade (2008) reported the biodegradation of carry luggage. Bacterial isolates from the dumping regions became used and examined for the characterization of tensile power, floor corrosion, percentage of weight are the parameters analysed. The sample exposed below the experimental circumstance for three months with ordinary shivering of the polythene discs showed surface corrosion, reduction in tensile energy, and a maximum rate of 12.5% of weight reduction by means of *Pseudomonas* sp. and *Bacillus cereus* have been the two lines recognized the usage of biochemical assessments and morphological keys, actively involved on this degradation test. Biodegradation of degradable plastic polyethylene through fungi phanerochaete and micro-organism *Streptomyces* species have been mentioned by way of Lee et al., 1991. The strategies used for testing plastic degradation are molecular weight distribution, weight loss, alternate in tensile energy and modifications in percent of elongation. The sort of microorganism used was lignocellulose degrading fungal and bacterial strains. The fungi *Phanerochaete chrysosporium* and bacterial traces such as *Streptomyces*, *S. setonii* 75Vi2 and *Viridosporus* T7A, *S. badius* 252 actively degraded the check pattern with 50% discount in tensile energy. The initial take a look at sample contained 6% starch and seasoned-oxidant, which facilitated the degradation procedure.

TABLE: Microbial Degradation of Polyethene.

Sr. No.	Polythene Tested	Parameters checked	Microbes/ enzymes used for degradation	References
1.	Carry bags	Tensile strength, surface corrosion, weight percentage	<i>Pseudomonas</i> sp; <i>Bacillus cereus</i>	<u>Aswale and Ade, 2008</u>
2.	Biodegradable plastic with starch and pro-oxidant	Molecular weight distribution, weight loss, tensile strength, elongation percentage	<i>Streptomyces</i> ; <i>Phanerochaete chrysosporium</i> ; <i>S. setonii</i> 75Vi2; <i>Viridosporus</i> T7A; <i>S. badius</i> 252,	<u>Lee et al., 1991</u>
3.	Plastic cups and polythene bags	Loss of weight	<i>Pseudomonas</i> ; <i>A.nidulance</i> ; <i>B.subtilis</i> ; <i>P.vulgaris</i> ; <i>S.aureus</i> ; <i>A.niger</i> ; <i>S.lactis</i> ; <i>A.glaucus</i> ; <i>A.flavus</i> ; <i>Penicillium</i> ; <i>M. luteus</i>	<u>Priyanka and Archana, 2011</u>

Sr. No.	Polythene Tested	Parameters checked	Microbes/ enzymes used for degradation	References
4.	Branched low density polyethylene	Gravimetric and molecular weight loss	<i>B.borstelensis</i> strain 707	Hadad et al., 2005
5.	Powdered form of low density polyethylene	Sturm test and SEM analysis.	<i>Aspergillus sp; Aspergillus versicolor</i>	Pramila and Vijaya Ramesh, 2011
6.	Low density polythene films	Weight measurements, Tensile strength, SEM, FTIR, GC-MS	<i>P.aeruginosa; P.putida; P.syringae</i>	Kyaw et al., 2012
7.	Linear low density polyethylene torque Blended using starch	SEM, DSC, TGA, FTIR spectroscopy, loss in weight.	<i>P.funiculosum; G.virens; P.pullulans; A.niger; C.globosum</i>	Gilan et al., 2004
8.	Low Density Polythene and 9. LinearLow Density Polythene	GC-MS and FTIR	<i>B. megaterium; Brevibacillus; B.cereus; B. subtilis</i>	Abrusci et al., 2011
9.	Branched Low Density polyethylene	FTIR, SEM, Average Weight loss.	<i>Rhodococcus ruber</i> C208	Chandra and Rustgi, 1997
10.	LDPE, HDPE and LLDPE with a balanced contented of antioxidants and pro oxidants	FTIR, H NMR, SEM	<i>Rhodococcus rhodochrous</i> ATCC 29,672	Fontanella et al., 2009
11.	HDPE and LDPE	Average heaviness	<i>Listeria; Bacillus; Micrococcus; Vibrio</i>	Kumar et al., 2007
12.	PE carry bags	Loss of weight	<i>Serretia marscence</i>	Aswale and Ade, 2009
13.	Low density polythene	Percentage elongation, FTIR, Tensile strength, SEM, Weight loss and spectroscopy,	<i>Aspergillus oryzae</i>	Konduri et al., 2011
14.	Commercial environmentally degradable polythene	Epifluorescence microscopy, SEM and FTIR	<i>Cladosporium cladosporides</i> ATCC 20251; <i>Nocardia steroids</i> GK 911; <i>Rhodococcus rhodocorous</i> ATCC 29,672	Bonhomme et al., 2003
15.	Extruded low density	FTIR and SEM	<i>Staphylococcus epidermis</i>	Chatterjee et al.,

Sr. No.	Polythene Tested	Parameters checked	Microbes/ enzymes used for degradation	References
	polyethylene (LDPE)			<u>2010</u>
16.	High density polyethylene (HDPE)	Loss of weight, Crystallinity percentage and FTIR	<i>Arthrobacter; Pseudomonas sp</i>	<u>Balasubramanian et al., 2010</u>
17.	PE carry bags and cups	Tensile strength and Weight loss	<i>Bacillus; Staphylococcus; Streptococcus; Diplococcus; Micrococcus; Pseudomonas; Moraxella; A. ornatus; A. nidulans; A. flavus, A. candidus, A. cremeus, fungi (Aspergillus niger & A. glaucus</i>	<u>Reddy, 2008</u>
18.	BPE 10 & Low density polythene and	Elongation prcentage, Tensile strength, FTIR, SEM, Surface energy, and Contact angle.	<i>Bacillus cereus (C1)</i>	<u>Suresh et al., 2011</u>
19.	Polyethylene bag waste and water sachets	Weight loss percentage	<i>Aspergillus niger; Pseudomonas putida; Bacillus subtilis; Pseudomonas aeruginosa</i>	<u>Nwachukwu et al., 2010</u>
20.	Disposable plastic films	Tensile strength, Percentage of elongation and Average weight loss	<i>M. rouxii</i> NRRL 1835; <i>Streptomyces</i> strains; <i>Aspergillus flavus</i>	<u>El-Shafei et al., 1998</u>
21.	Plastic cups and bags.	Weight loss	<i>Streptococcus; Staphylococcus; Moraxella; Micrococcus; Pseudomonas; A. glaucus; A. niger</i>	<u>Kathiresan, 2003</u>
22.	High molecular weight polyethylene	Tensile strength, Relative elongation	<i>Trametes versicolor</i> IFO 7043 and IZU-15413; <i>Phanerochaete chrysosporium</i> ME-446	<u>Iiyoshi et al., 1998</u>
23.	Degradable polyethylene	Strum test and Percentage of weight loss.	<i>Bacillus mycoides; Penicillium frequentans</i>	<u>Seneviratne et al., 2006</u>
24.	Plastic carry bags	Loss of weight	<i>Aspergillus niger</i>	<u>Aswale and Ade, 2011</u>
25.	Starch polyethyleneprooxid ant degradable plastics	Mechanical properties, molecular weight distribution and FTIR	<i>Streptomyces setonii</i> 75Vi2; <i>Streptomyces badius</i> 252; <i>Streptomyces viridosporus</i> T7A	<u>Pometto et al., 1992</u>

Sr. No.	Polythene Tested	Parameters checked	Microbes/ enzymes used for degradation	References
26.	LDPE powder	Loss of weight	<i>Streptomyces KUI</i> ; <i>Streptomyces KU8</i> ; <i>Streptomyces KU6</i> ; <i>Streptomyces KU5</i> ; <i>Pseudomonas sp</i> ; <i>Bacillus sp</i> ; <i>Staphylococcus sp</i> ; <i>A. flavus</i> ; <i>Aspergillus nidulans</i>	Usha et al., 2011
27.	PE carry bags	FTIR, GC-MS, TLC and Weight loss.	<i>B.cereus</i> ; <i>S.marcescens</i> , <i>P.aeruginosa</i> ; <i>S.aureus B-324</i> ; <i>A.glaucus</i> ; <i>M.lylax B-429</i> ; <i>A.niger</i> ; <i>P.chrysosporium</i> ; <i>P.ostretus</i>	Aswale, 2010
28.	Ordinary polyethylene (vegetable starch 6%) and artificial polyethylene	Weight loss	<i>Pseudomonas spp.</i>	Nanda et al., 2010
29.	HDPE flims	Elongation, FTIR, Tensile strength, Elongation break.	<i>A.oryzae</i> ; <i>A. niger</i> ; <i>A.flavus</i>	Konduri et al., 2010
30.	Powdered Low Density Polythene	XRD, DSC, SEM and FTIR	<i>Penicillium pinophilum</i> ; <i>A.niger</i>	Volke-Sepulveda et al., 2002

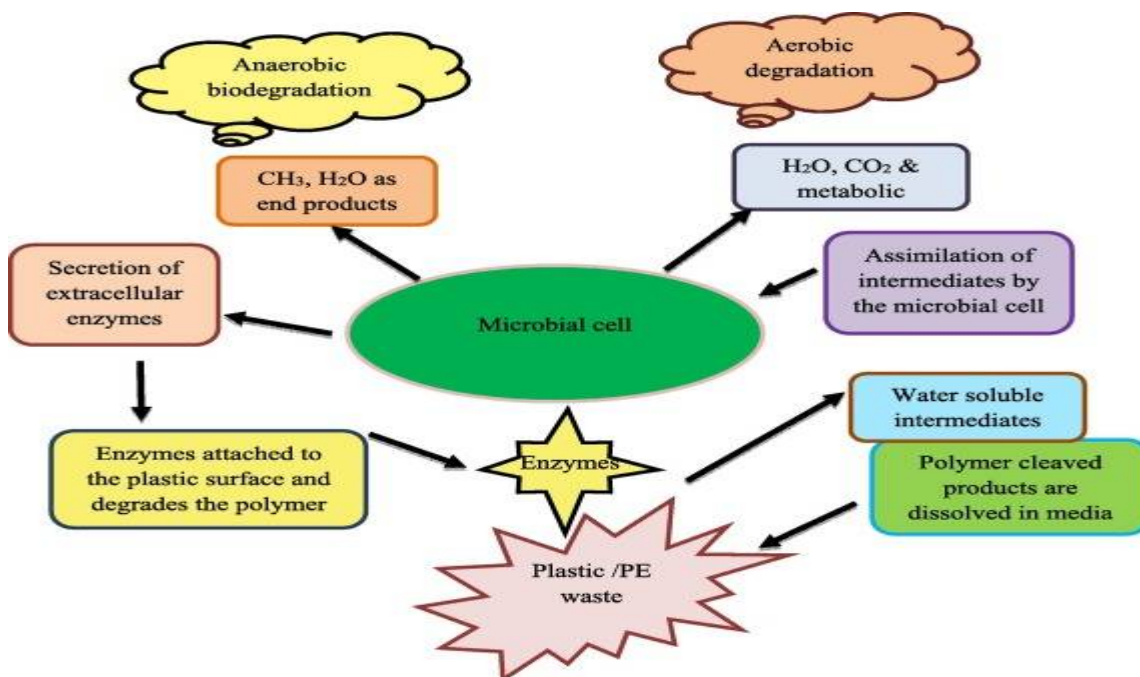


Fig: Microbial degradation of plastic polymers.

References: [Download high-res image \(471KB\)](#)

Priyanka and Archana (2011) comparing the biodegradation ability of microbial isolates acquired from various soil assets, consisting of agricultural, sludge quarter, power park, sewage water, medicinal garden etc. The experimental sample used for analysis became plastic cups and polythene bags, which was incubated with fungal and bacterial traces for 31 days. The most biodegradation charge shown turned into 12.25% and 12.5% with the aid of the fungal pressure *Aspergillus niger* and *Streptococcus lactis* bacteria respectively. different microbes together with *Pseudomonas*, *Aspergillus nidulance*, *Bacillus subtilis*, *Proteus vulgaris*, *Staphylococcus aureus*, *Aspergillus niger*, *Streptococcus lactis*, *Aspergillus glaucus*, *Aspergillus flavus*, *Penicillium*, *Micrococcus luteus* also confirmed the potency for degrading the plastic cups and polythene bag. Biochemical and morphological checks were used for the identity of microbial traces. The fee of biodegradation has been evaluated using the weightloss the burden approach. The bacterial stress *Brevibaccillus borstelensis* 707 become isolated from naked soil, had been experimentally reported for its active degradation of branched low-density polyethylene zero.ninety two gcm^{-3} . it has been said that the fee of biodegradation turned into observed to be eleven% in gravimetric and 30% in molecular weightloss strategies. The price of biodegradation became calculated using the gravimetric, molecular technique and FTIR analysis (Hadad et al., 2005).

Rutkowska et al, 2002 investigated the biodegradation efficiency of microbial isolates from the Baltic sea and examined with various polymers. Samples consist of clear polyethylene with 5% of starch, changed polyethylene films containing eight% and polyethylene with 20% seasoned-degrading additives. Tensile electricity, trade in weight and morphology of polymer were the strategies used for evaluating the rate of biodegradation. The samples had been incubated within the Baltic Sea water for 20 months. The polyethylene blends confirmed simplest minimum degradation for the duration of the summer and winter. Around 26% of biodegradation has been suggested for polyethylene with the additive during summer season which became calculated via weight reduction weight loss technique. Pramila and Ramesh (2011) pronounced the biodegradation of powdered shape of the low-density polyethylene (LPDE) the use of *Aspergillus* sp. and *Aspergillus vesicular*, which became analysed in SEM and storm test to calculate the fee of biodegradation by means of the quantity of CO_2 launch and discovered to be maximum of four.1594 $\text{g CO}_2/\text{l/week}$. Low-density polythene (LDPE) films biodegradation were suggested by Kyaw et al., 2012 and examined for weight measurements, checking out of tensile energy, scanning primarily based on electron microscope analysis, FTIR-ATR spectrophotometer, and gc-ms for calculating biodegradation charge. 4 bacterial traces together with *Pseudomonas aeruginosa*, PAO1 (ATCC 15729) *Pseudomonas aeruginosa*, (KT2440 ATCC 47054) *Pseudomonas putida* and (DC3000 ATCC 10862) *Pseudomonas syringae* showed 20% biodegradation rate for the LDPE sample.

Linear low density polyethylene torque blended the usage of starch changed into inoculated with various microbial traces together with *Penicillium funiculosum*, *Gliocladiurn virens* and *Pullularia pullulans*, *Aspergillus niger*, *Chaetomium globosum* SEM, DSC, TGA, FTIR spectroscopy, weight reduction in weight are the techniques for calculation of the biodegradation price. It has been identified that the presence of starch content material in the pattern polymer is fairly answerable for its decomposition via microbial consortia. The fee of deterioration is directly proportional to the starch content material within the mixture. Therefore, the better the starch content, the extra could be the diploma of deterioration (Gilan et al., 2004). The biodegradation efficiency of the subsequent traces consisting of *Bacillus cereus*, *B. subtilis*, *B. megaterium*, *borstelensis*, and *Brevibaccillus* has been evaluated via Abrusci et al., 2011. The pattern consists of Low-Density Polythene and Linear Low-Density Polythene. The polythene films have been sprinkled in agricultural fields for the segregation of microbes after 30 days. Polythene films with Fe stearate (seventy five–eighty five %) and Ca stearate (31–sixty seven %) at 45 °C indicated a discount in carbonyl groups. The *Rhodococcus ruber* (C208) confirmed 7.5% of biodegradation within the branched low density polyethylene (zero.ninety two gcm^{-3}) after incubating for approximately eight weeks. The films have been analysed by the use of SEM, weight-loss of weight, extracellular protein formation and polysaccharide in biofilm. another look at with *Rhodococcus ruber* C208 confirmed active biodegradation of branched low density polyethylene at a fee of eight% after incubating for 28 days and analysed in FTIR, scanning electron microscopy and weight-loss weight for calculating the biodegradation fee (Chandra and Rustgi, 1997).

Fontanella et al. (2009), conducted an test to assess the biodegradation price of the specific polymer samples such as LDPE, HDPE and LLDPE with a balanced content of antioxidants and seasoned-oxidants. Polymer samples have been incubated with *Rhodococcus rhodochrous* ATCC 29,672 and *Pseudomonas stutzeri* for forty five days and analysed in FTIR, SEC measurements, HNMR spectroscopy, SEM, elongation, extension percent after incubation to estimate the rate of biodegradation. The fee of biodegradation is notably depending upon pro-oxidant additive and ecology conditions. The polymers along with LDPE (Low-density polythene) and PE (polythene) had been degraded by way of *Pseudomonas stutzeri*. The PE elongation trade were recorded at regular intervals of 15, 30 and forty five days with an elongation rate of 1.8 cm in 30 days and a most price of 73.38% in 45 days. The change in the tensile power was recorded to be zero.01 N/cm^2 .

An experiment performed by Kumar et al., 2007, concerned in degrading the polymers HDPE and LDPE. Soil samples from Suva, Fiji Islands were used for the isolation of microbial consortium used in polymer degradation such as *Listeria*, *Bacillus*, *Micrococcus*, and *Vibrio* showed five% biodegradation charge. Common heaviness analysis had been used for the calculation of biodegradation charge.

A observe to bio remediate the plastic waste in municipal strong waste had been executed by using separating the microbe from the soil samples collected from municipal stable waste compost. From which, 250 strains had been isolated and screened for plastic degradation and observed that the fungi *Trichoderma viride* showed lively bioremediation ability. The fungal stress changed into incubated for a period of 60 days and analysed for average weight loss and the stress become recognized by the use of biochemical and morphological tests. Manufacturing of cellulose enzyme and weight-loss weight had been the parameters used for calculating the bioremediation rate and discovered to have weight reduction of 20.10% and 33.35% with plastic plates and 33.35% with compost pile.

A test with PE carry luggage was carried out with the aid of Aswale and Ade (2009). PE deliver baggage had been collected from dumping web sites and incubated with *Serretia marscence* and discovered to have 22.22% degradation capability. The bring baggage with *S.marscence* became incubated at 24 °C with pH 4.0. And incubated in shaking condition. weightloss was analysed to decide the biodegradation performance. any other test with LDPE become carried out via Konduri et al, in the 12 months 2011 and found that *Aspergillus oryzae* has the functionality to degrade LDPE with a molecular weight of one, eighty,000 Da. The parameters analysed after degradation experiments were elongation percentage, FTIR, tensile energy, SEM and weight reduction. The tensile power, weight reduction and percent elongation turned into located to be 51%, 47.2% and 62% respectively after 90 days of incubation. Patterns have been exposed to UV radiation and manganese stirrer treatments earlier than inoculation.

Microbe which includes *Cladosporium cladosporides* ATCC 20,251 and *Nocardia steroids* GK 911 and *Rhodococcus rhodocorus* ATCC 29,672 confirmed biodegradation of commercially produced biodegradable polythene after incubating for a length of 243 days (Bonhomme et al., 2003). *Staphylococcus epidermis* enzymatically degraded the low-density polyethylene (LDPE) of 20 µm thickness. Extracellular enzymes secreted via the micro-organism had been liable for the biodegradation manner and causes enzymatic breakdown outcomes inside the creation of holes within the shredded polythene samples which changed into recognized in SEM and FTIR analysis (Chatterjee et al., 2010). Commercially to be had high-density polyethylene (HDPE) turned into actively degraded by using *Arthrobacter* sp. and *Pseudomonas* species. Samples had been amassed from polythene dumping sites and incubated with the chosen microbe for approximately 30 days and characterised for weight reduction, crystallinity percent and in FTIR. The Biodegradation functionality of *Arthrobacter* sp. and *Pseudomonas* sp. had been determined to be 12% and 15% respectively (Balasubramanian et al., 2010).

A look at to degrade the PE deliver bags and cups were performed within the year 2008. Extraordinary samples were used in this experiment.

- 1) The sample polythene strips had been buried inside the soil of the MSW pile.
- 2) Evidently dumped polythene cups and deliver bags were collected and buried on the onsite municipal composite.

A microbial consortia includes the bacterial strains inclusive of *Bacillus* sp., *Staphylococcus* sp., *Streptococcus* sp., *Diplococcus* sp., *Micrococcus* sp., *Pseudomonas* sp. and *Moraxella* sp., and fungal lines the *Aspergillus nidulans*, *A. flavus*, *A. candidus*, *A. cremeus*, *A. niger* and *A. glaucus* have been isolated from the soil. within the presence of combined microbial consortia, a maximum biodegradation rate of 11.54% weight reduction was recorded in LDPE. The high-density polythene confirmed most discount in tensile with a incubation period of 365 days (Reddy, 2008).

The BPE 10 and coffee-density polythene (with 10% Oxo-biodegrading additive) substances were degraded through the use of the bacterial stress *Bacillus cereus* (C1). Microbial isolates from the municipal composting backyard have been inoculated with the sample and subjected to 90 days of incubation. BPE10 changed into pre-handled earlier than the incubation. The strategies for trying out the biodegradation price have been percent elongation, exchange in tensile strength, ft-IR spectroscopy, SEM analyses, surface electricity and get in touch with angle. Round 17.036% exchange in tensile strength in conjunction with 17.forty decrease in touch angle have been recorded (Suresh et al., 2011). The bacteria consortial traces *Pseudomonas putida*, *Bacillus subtilis* and *Pseudomonas aeruginosa* and fungi *Aspergillus niger* confirmed 1.19% biodegradation of the polythene baggage. About 1.19% of weight-lossweight weightweight loss turned into recorded whilst treated with 0.5 M HNO₃ which became monitored through change in color (Nwachukwu et al., 2010). Any other examine conducted an test with disposable plastic movies with microbial lines including *streptomyces*, *Aspergillus flavus*, *Mucor rouxii* NRRL 1835. An extracellular enzyme manufacturing from the microbe turned into determined to be liable for the biodegradation of samples.

After incubation, the change in tensile electricity, percentage of elongation and average weight-loss were analysed to calculate the charge of biodegradation. The elongation percent confirmed a reduction of 28.5% and 46.5% for fungal and bacterial strains respectively. All of the samples were heated for about 10 days before incubating with microbial inoculants (El-Shafei et al., 1998).

Pseudomonas sp and *Aspergillus glaucus* species showed biodegradation of plastic cups and bags at a charge of 20.fifty four \pm zero.13 and 28.eighty \pm 2.forty, respectively. The share of weight-loss/month is the approach used for measuring the fee of biodegradation. The samples plastic cups and bags were incubated with the microbial lines isolated from mangroves rhizosphere soil and incubated in shaking situation. Eventhough other strains along with *Streptococcus*, *Staphylococcus*, *Moraxella*, *Micrococcus*, *Aspergillus niger* confirmed biodegradation capability, the maximum rate of biodegradation has been recorded for *Pseudomonas* sp. and *Aspergillus glaucus* (Kathiresan, 2003). According to the document via Iiyoshi et al., 1998, microbial traces *Trametes versicolor* IFO 7043 and IZU-15413 and *Phanerochaete chrysosporium* ME-446 will actively degrade the excessive-molecular-weight polyethylene. Tensile electricity modifications, relative elongation (Strograph-R3) and polyethylene molecular weight distribution (Waters version 150 -C) has been used to degree the biodegradation charge. Approximately one hundred.0 \pm 1.three% alternate in relative tensile energy, ninety one.2 \pm 9% relative elongation turned into recorded. Every other research with various styles of polythene waste materials has been carried out by burying the soil containing indigenous microorganisms for 2–4 years. Some of the isolated microbial strains, *Bacillus mycoides* and *Penicillium frequentans* found to own degradation functionality of biodegradable polyethylene samples. The combination of *B. mycoides* and *P. frequentans* confirmed a biodegradation price of 7.15% of weight reductionweight loss for pattern preheated at 70 °C and 6.65% for the unheated pattern after the incubation length of 60 days. the various indigenous microbial consortia *Bacillus mycoides* and *Penicillium frequentans* have been observed to be the handiest strains (Seneviratne et al., 2006). The *Aspergillus niger* confirmed lively biodegradation of plastic carry luggage. The weightloss weight is the approach used for calculating the biodegradation price. Microbial isolates from polythene dumping web sites were gathered and inoculated with polythene bring baggage. Approximately 25% of the weight becomes found after incubation duration of 32 weeks in shaking condition. The morphological identity revealed that *Aspergillus niger* was liable for the biodegradation of PE carry bags (Aswale and Ade, 2011). Starch polyethylene seasoned-oxidant degradable plastics have been used for comparing the biodegradation potency of *Streptomyces setonii* 75Vi2, *Streptomyces badius* 252 and *Streptomyces viridosporus* T7A. Lignocellulose degrading microorganism become incubated with the pattern polymers. The extracellular enzyme degradation has been reported for the *Streptomyces setonii* 75Vi2, *Streptomyces badius* 252, and *Streptomyces viridosporus* T7A. The biodegradation fee become tested the use of the subsequent methods, mechanical homes, polyethylene molecular weight distribution, FTIR, percent elongation, stress strength (Kg mm) and tensile energy (kg/mm²) etc. FTIR analysis revealed the presence of enzyme concentrates at the degraded areas (Pometto et al., 1992). LDPE (Low-density polyethylene) powder changed into subjected to the biodegradation assay by using the use of the microbial isolates received from plastic waste dumping websites. The weightloss weight method became used to calculate the biodegradation charge. The rate of biodegradation in weightloss was located to be 46.sixteen% by using *Actinomycetes* (*Streptomyces* KU8), *Aspergillus flavus* 37.09%, and bacteria *Pseudomonas* sp, 20.63% after an incubation duration of 6 months (Usha et al., 2011).

The *Phanerochaete chrysosporium* and *Pseudomonas aeruginosa* showed severe biodegradation efficiency for the PE carry bag samples. The price of biodegradation pronounced turned into 50% by way of *Phanerochaete chrysosporium* and 35% for *Pseudomonas aeruginosa* under the experimental situations of 24 °C with four pH. After incubation, samples had been analysed in FTIR, GC-MS, TLC, and weight-lossweight weightweight loss percent to decide the biodegradation charge. the subsequent microbe have additionally confirmed effective results, including *Bacillus cereus*, *Serratia marcescens* 724, *Pseudomonas aeruginosa*, *Streptococcus aureus* B-324, *Aspergillus glaucus*, *Micrococcus lylae* B-429, *Aspergillus niger*, *Phanerochaete chrysosporiu*, *Pleurotus ostretus* (Aswale 2010). *Pseudomonas* sp. (P1, P2, and P3), showed active degradation of two plastic samples, the natural polythene with 6% starch and artificial polyethylene. approximately forty six.25% of weightloss for herbal polythene and 29.1% weight-loss for artificial polythene has been recorded the usage of *Pseudomonas* sp (Nanda et al., 2010). *Aspergillus oryzae* degraded the HDPE movies (zero.1 μ m width) at a fee of 72% after ninety days of incubation. high-Density Polythene movie subjected to biodegradation confirmed carbonyl top at 1718.32 cm was analysed in FTIR, tensile power and percentage elongation (Konduri et al., 2010). Powdered Low-Density Polythene turned into subjected to biodegradation check using the microbial lines *Penicillium pinophilum* and *Aspergillus niger*. Analytical characterization was accomplished by using using X-ray diffraction, DSC, SEM, and FTIR. After 31 months of incubation, a most fee of 5% discount in crystallinity become seen through *A.niger* and 11.07% of the change in glassy with *Pencillium pinophilum* has been recorded. The samples were incubated beneath 2 one-of-a-kind conditions, which includes the presence and absence of ethanol. Mineralization was found to be excessive for *Pencillium pinophilum* whilst incubated with ethanol (Volke-Sepulveda et al., 2002).

X. MICROBIAL MECHANISM OF PE DEGRADATION

Decomposition of PE has been initiated with its attachment to the microbial cellular floor. Numerous micro-organism, which includes *Streptomyces setonii* 75Vi2 and *Streptomyces viridosporus* T7A and *Streptomyces badius* 252 and fungi, secrete extracellular enzymes that facilitate the decomposition of PE (Iiyoshi et al., 1998, Pometto et al., 1992, Kim et al., 2005). In fungi, the ligninolytic device's extracellular enzymes incorporate laccases, oxidases enzymes and catalases that produce the extracellular hydrogen peroxide (Ruiz-Dueñas and Martínez, 2009). Primarily based on the microbe, subculture situations, traces, and enzymes concerned the degradation of plastic may additionally range (Seneviratne et al., 2006). The decomposition of lignin involves 3 enzymes, the MnO₂ (Manganese peroxidase) and lignin peroxidase (LiP) and phenoloxidase, with copper, known as laccase. (Iiyoshi et al., 1998, Maciel et al., 2010). Based in this ligninolytic enzyme's potency, they had been used widely in special industries which include chemical, fabric, gas, agricultural, food, beauty, paper, and used to remediate xenobiotic compounds dyes (Maciel et al., 2010). Throughout the degradation of phenolic compounds, the lignin materials are degraded through oxidation underneath MnO₂ (MnP) and H₂O₂. MnO₂ oxidizes monomeric phenols and Mn-II to Mn-III (Gilan et al., 2004), and Mn-III oxidizes synthetic lignin (Wariishi et al., 1991) and phenolic lignin dimmers (Wariishi et al., 1989) via the formation of phenoxy radicals (Kim et al., 2005). The production of diverse secondary products from PE degradation is primarily based on biodegradation conditions. Under aerobic conditions, CO₂, H₂O is the quit product produced and anaerobic degradation results in methane (underneath methanogens), water and carbon dioxide as very last merchandise. H₂S is produced beneath the life of sulfate-decreasing bacteria (Arutchelvi et al., 2008).



References: <https://www.google.com/url?sa=i&url=https%3A%2F%2Fwww.shutterstock.com>

PLASTIC RESIN CODES			
CODE	GENERALLY ACCEPTED		CHALLENGE MATERIALS
1 PET		SODA/WATER BOTTLES, FOOD CONTAINERS	
2 HDPE		MILK JUGS AND DETERGENT BOTTLES	
3 PVC		SHAMPOO AND WINDOW CLEANER BOTTLES	
4 LDPE		SQUEEZE BOTTLES	
5 PP		YOGURT CONTAINERS AND KETCHUP BOTTLES	
6 PS		NOT GENERALLY ACCEPTED	
7 OTHER		NOT GENERALLY ACCEPTED	

* Check with your local recycling program to confirm which materials are accepted in the recycling bin or at a special drop-off or collection program.

Reference: <https://www.shutterstock.com/image-vector/vector-plastic-resin-codes-icons-garbage-1518914795>

XI. FUTURE PROSPECTUS

Plastics are handy in our everyday existence due to their ease of manufacturing process, low charges, excessive sturdiness and flexibility, indestructibility throughout transportation, and so forth. Its usage is increasing little by little and its debasement is becoming a notable hazard. Inside the everyday habitat, various types of microorganisms adopt a good sized task in exclusive advances engaged with the degradation of plastics. Thinking about the synergism between those microorganisms will provide information for future endeavours towards the biodegradation of plastic materials. The plastics are found to have high-atomic weight and have hydrophobic surfaces, making it hard for the microorganisms to form strong biofilms and ruin them into small sub-atomic oligomers. Exclusive plastic-degrading strategies are accessible, but the least expensive, eco-accommodating, good enough method is degradation utilizing microorganisms. The microorganisms discharge the extracellular catalysts to degrade the plastic with the complex enzymatic response, but, similarly examination regardless of the entirety desires to be done. Usage of atomic techniques to perceive explicit gatherings of microorganisms covered in the degradation method will permit a advanced comprehension of the association of the microbial community to interact with the materials. The portrayal of effective plastic-degrading organisms at the atomic degree isn't yet reachable, so take a look at have to be engaged in the area of genomics and proteomics that may boost up the degradation.

End each year, an envisioned 500 billion to one trillion plastic bags are consumed global. That's over 1million plastic bags used per minute! These are the maximum widely used baggage and they seem innocent until one begins counting the billions which might be thrown away every day across the globe. Plastic luggage are amongst the most littered gadgets in the global and are discovered almost anywhere—roads, dumpsites, mountains and water bodies. It takes one hundred-500 years for a plastic bag to crumble (relying at the form of plastic) and therefore they continue to exist, harming our environment. Plastic luggage has emerged as an unsustainable alternative and constitutes one of the most important waste troubles globally. Banning plastic luggage has been a key step in moving toward a sustainable society globally. In India, numerous states and municipalities have imposed a complete ban on the usage of plastic bring bags. With plastic waste control growing a chief problem for all states, it has grown to be essential to have a look at the popularity of such bans and to assess their effectiveness in these states in an effort to improving law and nice practices, and displaying the way ahead for other states to emulate. The have a look at, which tested the plastic baggage ban popularity in Chandigarh, Delhi and Sikkim, observed that the ban has located limited or combined responses. Even though in the country of Sikkim, alternatives like paper are getting used greater broadly, vendors in Delhi and Chandigarh are nevertheless in large part depending on plastic convey bags. Larger brands/shops in all of the 3 regions have chosen to move the alternative course, but many of them have opted for non-woven bags, which are not an alternative as those are also fabricated from plastic.

Inside the preliminary few months of the ban notification, there has been strict monitoring, along with spot seizures and fines, by way of regulatory bodies. This changed into powerful in curtailing the plastic menace and the utilization got here down extensively. But over the years, because the tracking was cosy, plastic baggage made a comeback in most locations. This in spite of the fact that the attention concerning the ban as well as concerns related to plastic luggage is excellent. The reason for this, which got here out within the observe, is especially the availability and feasibility of alternatives. Now not enough work has been completed in looking for cheap and effortlessly available alternatives to plastic baggage and this might be a place that the regulatory bodies want to awareness on.

The concerns at gift are as follows:

- 1) Plastic luggage is being brazenly used by companies, particularly by way of small providers like vegetable and fruit stores as well as grocery stores. Those are in particular low-pleasant luggage, inflicting more issues.
- 2) In all the 3 regions covered in the look at, the ban changed into effective simplest in the early days of notification. However as the tracking reduced, the utilization went up again. Fines or consequences are not being imposed, ensuing in susceptible implementation of the ban.
- 3) Materials like non-woven baggage are getting used as an alternative. These are manufactured from plastic and are not authorized, however there's a lack of knowledge and understanding on this.
- 4) Alternatives like paper are getting used, but their sturdiness is an problem.
- 5) Jute and fabric luggage were popular handiest in logo stores as their prices are excessive.
- 6) The plastic bags had been robotically disposed of in conjunction with different municipal waste, finally finishing up in dumpsites, roads, drains and landfills.
- 7) Even though the production of plastic baggage has come down or stopped in those areas, the baggage is coming from neighbouring states. In Delhi, there is nonetheless some manufacturing going on in a clandestine way.

XII. CONCLUSION

Strict tracking and alertness of the law: Strict monitoring is needed for the ban to be effective. Random tests, spot fines and seizures of the plastic baggage—these measures, on an ordinary basis, can act as a deterrent, in particular for the small carriers. The penalty quantity ought to be significant and may be raised on repeat offences, thereby discouraging utilization.

Participatory technique: The regulatory groups ought to invite one-of-a-kind companies and check their problems inside the implementation of the ban. It's miles important to recognize the user perspective and in this example it is going to be essential to recognize the resistance from the carriers. This can assist in planning action in addition to clear up the bottlenecks.

Options to plastic luggage: For the motive of setting up sustainable practices, the real goal is to take away all unmarried-use practices, whatever the use, whatever the fabric being used. Toward this quit practices that encourage multi-use materials, such as reusable bags made from cloth or different durable materials help lower dependence on non-renewable sources, at the same time as contributing towards the general zero waste aim. Extreme efforts need to be made to find sustainable and f6ba901c5019ebe39975adc2eb223bef options to plastic baggage. The authorities can promote the options via monetary and different incentives. It is advocated that a detailed feasibility observe on alternatives be done and the nice types earmarked for mass production and distribution.

- 1) *Take a Look at on inter-kingdom Movement:* Even though the production, sale and usage of plastic bags are banned within the three regions protected by means of the survey, plastic bags continue to be available in from other states wherein there's no ban. A stricter monitoring of this may be extraordinarily powerful in curbing the utilization.
- 2) *Comprehensive Waste Control Policy:* The plastic bags ban should now not exist in isolation. rather, the ban need to be part of a properly concept out futuristic stable Waste control coverage that ambitions to notably lessen and recycle plastics, even as eliminating those types that can't be recycled.
- 3) *Awareness and Training:* The simplest method to lessen the use of plastic bags and plastic wastes is to result in behavioural modifications in humans. Non-stop use of promotional cloth inclusive of posters and hoardings should be put in suitable public places. Consumers have to be recommended and motivated to continually carry their very own reusable shopping bags. Civil society corporations should be engaged for the IEC programmes.

XIII. ACKNOWLEDGEMENT

The required financial and academic support provided by the Division of Microbiology, School of Pharmaceutical and Health Sciences, Career Point University, Hamirpur(Himachal Pradesh), INDIA.

REFERENCES

- [1] Daniel V Lim; Microbiology; Els.John Wiley; April 19, 2001; [cited 2020 April 21, 5:57pm] Available from: <https://doi.org/10.1038/npg.els.0000459>
- [2] Wackett LP, Hershberger CD; Biocatalysis and Biodegradation; Microbial Transformation of Organic Compounds.2001, Washington, DC; ASM Press [cited 2020 April 21, 6:12am]
- [3] Whitman WB, Coleman DC, Wiebe WJ; Prokaryotes: the unseen majority. Proc Natl Acad Sci, USA. 1998, 95: 6578-6583.10.1073/PNAS.95.12.6578.[cited 2020 April 21, 6:15am]
- [4] Isambert H, Stein RR: On the need of widespread horizontal gene transfer under genome size constraint; Biol Direct; 2009, 4:28-10.1186/1745-6150-4-28.[cited 2020 April 21, 6:33am]
- [5] Gao J, Ellis LB, Wackett LP: The University of Minnesota Biocatalysis/Biodegradation Database. Nucleic Acids Res.2011, 39: W406411.10.1093/nar/gkr200[cited April 14, 8:06am]
- [6] The University of Minnesota Biocatalysis/Biodegradation Database. [<http://umbbd.msi.umn.edu/>][cited 2020 April 17, 3:56pm]
- [7] A K Awasthi, A P(2013): "Comparative study of Heavy Metals Characteristics of leach ate from Municipal Solid Waste in Central India" International Journal of Science Inventions today Volume2 (5)[cited 2020 April 17, 4:07pm]
- [8] Kumar Sunil, Smith Stephen R, Fowler Geoff, Velis Costas, Kumar s. Jyoti, Arya Shashi, Rena null, Kumar Rakesh, Cheeseman Christopher (2017); "Challenges and opportunities associated with waste management in India"; Royal Society Open Science.4(3);160764
- [9] "India- 2016" e-waste. Retrieved 25 march 2019[cited 62020 April 1, 3:52pm] Available from: https://en.m.wikipedia.org/wiki/Waste_management_in_India#cite_ref-9
- [10] "India's e- waste to touch 5.2 MMT by 2020: ASSOCHAM-EY study- Times of India". The Times of India. Retrieved 25 March 2019[cited 2020 April 1, 4:07 pm] Available from: https://en.m.wikipedia.org/wiki/Waste_management_in_India#cite_ref-9
- [11] "India to generate over 5 million tonnes of e-waste next year: ASSOCHAM-EY-study" The Asian Age. March 3, 2019. Retrieved March 25 2019. [cited April 2, 2:07 pm] Available from: https://en.m.wikipedia.org/wiki/Waste_management_in_India#cite_ref-9
- [12] Overview of Plastic Waste Management by CPCB
- [13] Toolkit on Plastic Waste Management Rules 2016
- [14] <https://www.motheearthliving.com/health-and-wellness/harmful-effects-of-plasticze0z1205zsch>
- [15] <https://plasticpollutioncoalition.zendesk.com/hc/en-us/articles/222813127-Why-isplastic-harmful->
- [16] Plastic Waste Management Rules, 2016



- [17] Plastic Waste Management (Amendment) Rules, 2018
- [18] <https://saferenvironment.wordpress.com/2008/10/06/plastic-wastes-%E2%80%93-reduce-reuse-and-recycle-of-plastics-are-essential-to-make-environment-greener-and-safer/>
- [19] UNIDO 2018 Report by CIPET on 'Recycling of Plastics in Indian Perspective' by Dr. Smita Mohanty
- [20] Research Study by Dr. R. Vasudevan, Dr. A. Ramalinga Chandra Sekhar and Mr B. Sundarakannan from Thiagarajar College of Engineering (TCE), Madurai on 'Plastone Block – A Precast Structure Made With Waste Plastics And Stone Aggregate And Its Use In Toilet Construction'
- [21] UN Environment: Single Use Plastics- A Roadmap for Sustainability
- [22] <http://earthuntouched.com/plastic-roads-revolutionary-idea/>
- [23] 2017 strategy for a waste-free Ontario. Building the circular economy.
- [24] <https://www.ontario.ca/page/strategy-waste-free-ontario-building-circular-economy>
- [25] <https://science.howstuffworks.com/environmental/green-science/polystyrene-recycling1.htm>
- [26] <https://science.howstuffworks.com/environmental/green-science/polystyrene-recycling.htm>
- [27] <https://www.wikihow.com/Recycle-Styrofoam>
- [28] https://en.wikipedia.org/wiki/Tetra_Pak#Environment
- [29] <https://bestmediainfo.com/2017/04/tetra-pak-india-continues-go-green-initiativeencourages-recycling-of-cartons/> References Swatch Bharat Mission - Urban 53 Annexure I. Ban on 'one time use' and 'throwaway' Plastics in Tamil Nadu
- [30] <https://www.shutterstock.com/image-vector/vector-plastic-resin-codes-icons-garbage-1518914795>



10.22214/IJRASET



45.98



IMPACT FACTOR:
7.129



IMPACT FACTOR:
7.429



INTERNATIONAL JOURNAL FOR RESEARCH

IN APPLIED SCIENCE & ENGINEERING TECHNOLOGY

Call : 08813907089  (24*7 Support on Whatsapp)