



IJRASET

International Journal For Research in
Applied Science and Engineering Technology



INTERNATIONAL JOURNAL FOR RESEARCH

IN APPLIED SCIENCE & ENGINEERING TECHNOLOGY

Volume: 10 **Issue:** VIII **Month of publication:** August 2022

DOI: <https://doi.org/10.22214/ijraset.2022.44960>

www.ijraset.com

Call:  08813907089

E-mail ID: ijraset@gmail.com

Modern Mechanism of Image Augmentation

Shikha Tyagi¹, Dharamveer Singh², Mohd Wakil³

^{1, 2, 3}Dept. of Computer Science & Engineering, R.D. Engineering College, Ghaziabad, India

²Research Centre, Mata Rama Devi Trust, Modinagar, Ghaziabad, India

Abstract: *In this theory a cutting edge component of picture increase is proposed. This system amalgamates two extremely well known capabilities of increase, "Wavelet disintegration and histogram molding and moving". This component increases of business pictures and additionally regular pictures.*

This computation presents unique image (grayscale and shading picture) of introductory moldy wallet coefficient. At that point these coefficients separated by worldwide thresholding. This edge is ascertained by histogram molding and moving system with variety of coefficient K estimation. Opposite wavelet transfigure of separated and remold coefficients of the picture concede the reproduction of a unique picture.

With this calculation, a cutting edge and beneficial calculation for reshaping of a histogram that is refined in increasing nearby points of interest and also appropriately protecting the picture shine is displayed. This paper demonstrates a remold form of the menstruation of expansion is utilized as a picture homogeneity menstruation, and along these lines a picture quality menstruation. Up to this point, EME has by and large been utilized to menstruation the level of growth acquired utilizing a given enlargement calculation and expansion parameter.

As far as EME esteems, this mix will deliver better outcomes. In this, a cutting edge and profitable calculation for reshaping of a histogram that is proficient in expanding neighborhood subtle elements and additionally completely saving the picture brilliance is displayed. A large portion of the utilizations of histograms for the reasons for picture handling and growth are notable. In any case, applying this procedure to the transfigured area by method for a transfigured coefficient histogram has not been completely investigated.

This postulation proposes three instruments of picture enlargement i.e. logarithmic transfigured histogram coordinating, logarithmic transfigured histogram moving by wavelet coefficient and transfigured histogram molding by utilizing the variable estimation of coefficient k. It depends on logarithmic transfigured area and histogram evening out. The proposed component is trimmed in dynamic range pressure (DRC) which enhances the difference. The proposed calculation additionally takes a shot at zero recurrence parts that win some of the time in the first histogram, and they can enlarge the difference by redistributing the first dim scales consistently onto full Grayscale run. The dynamic scope of the picture is greatly enhanced after proposed system and the subtle elements covered up in the first picture are expanded. Reenactment results demonstrate the effective execution of proposed weighting system regarding Entropy and EME.

Keywords: *CDF Cumulative Distributive Function, DRC dynamic range compression, DIP Digital image Processing, DWT Discrete Wavelet Transform*

I. INTRODUCTION

Augmentations are utilized to make it less demanding for visual elucidation and comprehension of symbolism. The benefit of computerized picture is that it enables us to control the advanced pixel esteems in a picture. In spite of the fact that radiometric remedies for enlightenment, air impacts, and sensor qualities might be done before dispersion of information to the client, the picture may at present not be upgraded for visual translation. Remote detecting gadgets, especially those worked from satellite stages, must be intended to adapt to levels of target/foundation vitality which are run of the mill of all conditions liable to be experienced in routine utilize.

With extensive varieties in unearthly reaction from a different scope of targets (e.g. timberland, deserts, snowfields, water, and so forth.) no nonexclusive radiometric remedy could ideally represent and show the ideal splendor range and differentiation for all objectives. Thus, for every application and each picture, a custom change of the range and conveyance of shine esteems is normally vital. The work detailed in this proposal assesses the rate of data i.e entropy estimation of various sort of pictures. Execution thinks about have been done for picture expansion utilizing picture histogram forming and moving. Execution of entropy estimation is in light of wavelet coefficient by histogram molding and moving. The examination has been done with entropy results under MATLAB condition.

II.LITERATURE REVIEW

A. Related Work

DebashisSen, Sankar K. Buddy, "Programmed correct histogram particular for differentiate enlargement and visual framework based Quantitative Evaluation." [1] : This Paper presents Histogram balance, which goes for data expansion, is generally utilized in various approaches to perform differentiate growth in pictures. In this paper, a programmed correct histogram particular method is proposed and utilized for worldwide and nearby difference growth of pictures.

The coveted histogram is gotten by first subjecting the picture histogram to a change procedure and after that by boosting a mensuration that speaks to increment in data and abatement invagueness. Container Liu, Weiq I Jin, Yan Chen, Chongliang Liu, and Li, "Difference enlargement utilizing No n-covered Sub-squares and Local Histogram Projection." [2] : In this paper, Contrast expansion viewed as a critical branch of picture handling, not just upgrades human impression of subtle elements covered up in the scene, yet in addition enhances the fast acknowledgment of intrigued targets. A non-covered sub groups and neighborhood histogram based difference enlargement (NOSH) is exhibited. To start with, the first picture is portioned into quantities of non-covered sub-squares where the histogram projection (HP) is then executed independently. Vinay Kumar and Himani Bansal, "Execution Evaluation of Contrast Augmentation Techniques for Digital Images" [3]: This Paper introduces the Histogram evening out (HE) is generally utilized for differentiate enlargement in computerized pictures. Be that as it may, this system isn't suited to be executed in purchaser gadgets, for example, TV, on the grounds that the component has a tendency to present pointless visual weakening, for example, the immersion impact. One of the answers for beat this shortcoming is by protecting the mean splendor of the information picture inside the yield picture. HasanulKabir, Abdullah Al-Wadud, and OksamChae, [4] This Paper introduces the Digital picture handling frames center research region with in software engineering disciplines. Fast development of picture handling advances has been utilized computerized pictures increasingly unmistakable in our day by day life. Splendor protection is a system of enhancing the picture shine with the goal that the confinements contained in these pictures is utilized for different applications betterly. N. R. Moktar, Nor HazlynaHarun and M. Y. Mashor, "Picture Augmentation Techniques Using Local, Global, Bright, Dark and Partial Contrast Stretching For Acute Leukemia Images." [5] : In this paper talk about that Leukemia is a threatening infection (malignancy) that influences individuals in any age it is possible that they are kids or grown-ups more than 50 years of age. These days, there are screening framework rules for leukemia patients. The screening come about because of taking a gander at an example of patient blood, candecidetheirregularlevelsofwhiteplatelets,whichmayrecommend leukemia for promote demonstrative stage. In this way, medicinal expert utilizing therapeutic pictures to analyze leukemia. Be that Nicholas SiaPik Kong and Haidi Ibrahim, "Shading Image Augmentation utilizing Brightness Preserving Dynamic Histogram Equalization." [6] : This Paper examine about the Histogram evening out (HE), albeit a standout amongst the most well known procedures utilized for computerized picture increase, isn't extremely reasonable to be actualized specifically in buyer gadgets, for example, TV, since this component tends to create a yield with immersion impact. To conquer this shortcoming, it is proposed that the mean force of the information picture be kept up in the yield picture. Agaian, SOS S., Blair Silver, Karen A Panetta "Transfigure Coefficient Histogram-Based Image Augmentation Algorithms Using Contrast Entropy" [7] : This paper presents three systems for picture development: A human visual structure based quantitative estimation of picture separate change is in like manner described. This picks the best parameters and transfigure for every growth. Various trial results are introduced to represent the execution of the proposed calculations. Menotti D., Najman L., Facon J. also, Araujo A., "Multi-Histogram Equalization Methods for Contrast Augmentation and Brightness Preserving" [9] : This paper talk about the Histogram evening out (HE) has turned out to be a basic and successful picture differentiate enlargement procedure. In any case, it isn't attractive on account of pictures from customer hardware items. To surmount this downside, Bi-HE techniques for splendor safeguarding and differentiate expansion has been proposed. J.Tang, J. Kim, E. Peli, "Picture Augmentation in the JPEG Domain for People with Vision Impairment" [14] : This Paper shows that a picture increase calculation for produced for pictures packed utilizing the JPG standard. These calculations improve the pictures in the discrete cosine transfigure (DCT) area through weighing tables in decoder. Our particular usage expands differentiation in equal factor of frequencies. The increase calculation has four points of interest: (1) minimum cost, (2) appropriateness for real-time application, (3) simplicity of alteration by end-clients (for instance, changing a solitary parameter), and (4) less serious square relics as contrasted and ordinary (post pressure) enlargements. Investigations with outwardly debilitated patients demonstrate enhanced apparent picture quality at direct levels of increase however dismissal of curios caused by more elevated amounts of enlargement. J.Duan, G.Qiu, "Novel Histogram Processing for Color Image Augmentation" [13]: This Paper describes that a preparation histogram evening out frequently makes pictures with unnatural appearances and ostensibly irritating relics. One explanation behind these unfortunate effects is that histogram evening out undertakings to compel the yield picture to have a uniform pixel spread paying little regard to what the primary picture's pixel transport may be.

This paper has novel histogram getting ready estimation which considers the primary picture's pixel movement in the leveling methodology. Single entity is used by to control the level of separation broadening to ensure that the yield have an expanded appearance which is moreover committed to the primary picture and is free of unwanted apparently bothering artifacts. Firstly develop estimation for luminance while later stretch out the framework to the shading parts. We show preliminary outcomes to display the better presentations of our new instrument over developed procedures in the written work. K. Huang, Q. Wang, Z. Wu, "Shading Image Augmentation and Evaluation Algorithm Based on Human Visual System,"[15] : This Papers delineates that a basic degree, intuitive media applications get their suitability from the use of shading outlines, pictures, and chronicles. Application of human visual routine is last evaluation of results. A. Buades, B. Coll, and J. M. Morel, "A survey of picture denoising calculations, with another one,"[16] : This paper examine the look for productive picture denoising strategies still is a legitimate test, at the intersection of practical investigation and measurements. Regardless of the refinement of the as of late proposed techniques, most calculations have not yet achieved an alluring level of relevance. Jinshan Tang, Eli Peli, and Scott Acton, "Picture Augmentation Using a Contrast Mensuration in the Compressed Domain".[19] : In this paper shows that a picture growth calculation for pictures packed utilizing the JPEG standard is exhibited.

The calculation depends on a differentiation mensuration characterized inside the discrete cosine transfigure (DCT) space. S. K. Naik and C. A. Murthy, "Tone Preserving Color Image Augmentation Without Gamut Problem,"[20] : This Paper examine the initial phase in numerous systems for preparing power and immersion in shading pictures keeping tone unaltered is the change of the picture information from RGB space to other shading spaces. Soong Der Chen and RahmanRamli, "Minimum Mean Brightness Error Bi-Histogram Equalization in Contrast Augmentation".[21] :

This Paper demonstrates that Histogram evening out (HE) is comprehensively used for separate development. This paper proposes a novel development of BBHE implied as slightest mean brightness botch bi-histogram evening out (MMBEBHE) to give most prominent quality defending. This paper proposes to play out the parcel in light of the farthest point level, which would yield slightest incomparable mean quality oversight (AMBE - the aggregate qualification among data and yield mean).An profitable recursive number based count for AMBE has been definite to empower steady use. Propagation results using test picture which address pictures with low, high and medium mean quality exhibit that the cases which are not dealt with well by HE, BBHE and dualistic sub picture histogram evening out.

B. Problem Formulation

In this theory, the complexity of pictures depends on band constrained and recurrence approach i.e exhibited by subjective approach. In any case, in the proposed work differentiation of picture enlargement i.e shading and dim scale depends on wavelet decay and histogram forming and moving and the entropy and upgrade estimation by entropy (EME) is shown quantitatively and subjectively. Difference increase is outstanding amongst other component in picture handling, design acknowledgment and PC genuine vision. Picture preparing scientists and engineers have created different picture enlargement calculations. Histogram Equalizations has been considered as the most generally utilized of picture differentiate expansion calculation for its quick, genuine and simple usage highlights. Histogram Equalization modifies the force histogram to be estimated a uniform dispersion. Its variation adaptation, Histogram Specification can be change in accordance with power histogram to a pre-characterized circulation. Wavelet and Empirical Mode Decomposition are two famous cases of this gathering of picture enlargement techniques. Numerous ongoing examination works have been demonstrated that this kind of calculations can be improve the picture internationally and locally. Be that as it may, clamor intensification issue still exists in this kind of methodologies. In any case, for the most part differentiate enlargement calculations improve the picture clamor and structure all the while. In prior time, analysts have been produced some essential average direct and nonlinear channels to evacuate the clamor of flag. It is sought after that clamor is in the end dispersed in the wavelet coefficients and these coefficients are moderately little.

III.METHODOLOGY

A. Proposed Blockdiagram

This part portrays the point by point component for Image expansion in light of transfigure wavelet coefficient by histogram molding and moving. MATLAB has been utilized as the product for result investigation since it is straightforward having great intuitive condition that empowers developer to perform computationally escalated assignments quicker than some other programming dialects. It is appropriate for plan and investigation for picture expansion. Every one of the outcomes acquired by fluctuating the wavelet coefficients and investigation of picture quality and difference, shine of pictures and compute estimation of execution i.e. EME.

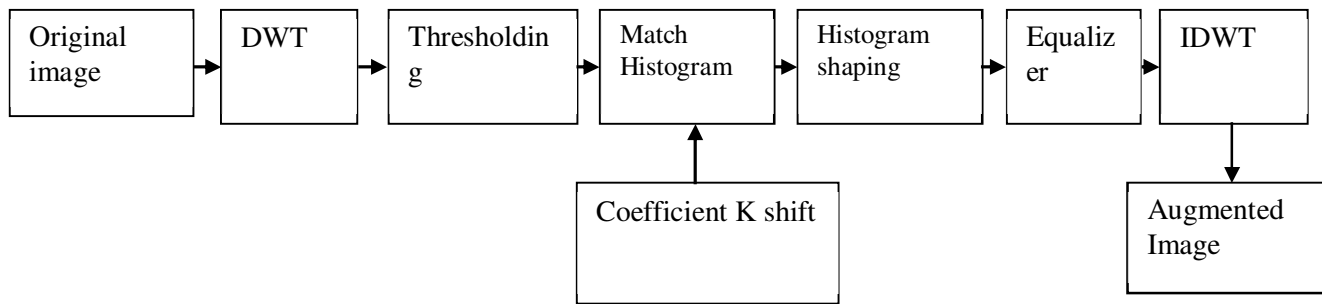


Figure 3.1 Proposed block diagram for image augmentation

B. Image processing

Creating rapid advancement in various parts of business today, outlines of picture process focuses inside planning and programming.

Picture getting ready basically joins the going with three phases.

- Browsing photo and electronic photography
- Analyzing consolidates weight and picture expansion and controlling.
- Exit of last stage which result can balance report of replies upon picture.

1) Purpose of Image Preparing

Explanation is separated into 5 social affairs. They are:

- Recognition - Observe that the things are deniable.
- Sharpening and reconstructing - To make a predominant picture.
- Recuperation—seeks photo interest.
- Estimation of precedent – Measures distinctive inquiries in a photo.
- Recognition – Distinguish the things in a photo.

2) Types of Image Processing

There are two kind of image processing analog and digital. Visual basic system and picture are taking care of printed photographs. The nut and bolts can be diverse and clarified using visual basic technique. Planning of photo is not just limited zone that can be considered master learning. Mechanical assembly picture is ready by visual basic strategies. The picture care is done by agents through applying blends.

C. Types of Images

- *Grayscale Images:* These are coded using one number for every pixel addressing one of 256 various diminish tones going from dull to white. A mechanized picture which estimated to each pixel is a lone precedent, i.e. passes simple information. This kind of photo is called shaded dim, fluctuating dim, weakest capacity dim to white at most grounded which is very exclusive.



Figure 3.2 Grayscale Image

- **Palette Images:** These are pictures coded using one number for every pixel, where the number figures out which shading in a palette of up to 256 unmistakable tones should be appeared for that pixel. The shades in the palette can be True Color RGB tones. Palette pictures save space at the expense of a diminished total number of tints available for use in the photo. The photo showed up about uses only 16 shades.




Figure 3.3 Palette Images

- **RGB Images:** These pictures utilize three numbers for every pixel, permitting conceivable utilization of a large number of hues inside the picture at the cost of requiring three fold the amount of room as grayscale or palette pictures. They are regularly called True Color RGB pictures in Microsoft applications.



Figure 3.4 RGB Image

- **RGBa Images:** These photos are RGB pictures with a fourth number included for each pixel that shows the straightforwardness of that pixel in the range 0 to 255. Exactly when found in a photo window, dull scale,



Figure 3.5 RG BaImages

Palette and RGB pictures will be showed up on an establishment of solid shading (white normally). RGB pictures are appeared on a foundation of substituting white and light dim checkerboard design so contrasts in straightforwardness are more obvious. (Utilize the Layers sheet with pictures to tap ON a foundation shading layer or to demonstrate a fringe around a picture.)

1) *The Discrete Wavelet Transfigure (DWT)*

The discrete wavelet transfigure (DWT) is a usage of the wavelet transfigure utilizing a discrete arrangement of the wavelet scales for numerical investigation and utilitarian examination. A period scale portrayal of a computerized flag is gotten utilizing advanced separating systems. In the discrete wavelet change, channels of various slice off frequencies are utilized to dissect the flag at various scales. In the event that the wavelets are discretely inspected, the resultant coefficients are called as discrete wavelet transfigure (DWT)[6].

$$f[n] = \frac{1}{\sqrt{M}} \sum_k W \varphi[j_0, k] \varphi_{j_0, k}[n] + \frac{1}{\sqrt{M}} \sum_{j=j_0}^{\infty} \sum_k \psi[j, k] \psi_{j, k}[n]$$

Wavelet coefficient can be obtained simply.

$$W\varphi[j_0, k] = \frac{1}{\sqrt{M}} \sum_n f[n] \varphi_{j_0, k}[n]$$

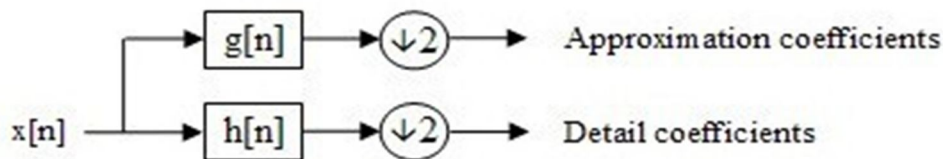
$$W\psi[j, k] = \frac{1}{\sqrt{M}} \sum_n f[n] \psi_{j, k}[n] \quad j \geq j_0$$

The DWT of a signal x is figured by going it through a progression of channels. First the examples are gone through a low pass channel with drive reaction g bringing about a convolution of the two:

$$y[n] = (x * g)[n] = \sum_{k=-\infty}^{\infty} x[k]g[n - k]$$

The flag is similarly deteriorated in the meantime using a high-pass channel. This field gives detailed coefficient and estimation from coefficient of low pass. The basic channels are related to another channel which is known as quadrature.

This deterioration has divided the time goals since just 50% of each channel yield qualities the flag. Nonetheless, each yield has a large portion of the recurrence band of the information so the recurrence goals have been multiplied. This deterioration has split the time goals since just 50% of each channel yield attributes the flag. Be that as it may, each yield has a large portion of the recurrence band have been multiplied.



With operating sampling

$$(y \downarrow k)[n] = y[kn]$$

The above summation more correctly can be written as

$$y_{low} = (x * g) \downarrow 2 \quad y_{high} = (x * h) \downarrow 2$$

Anyway processing an entire convolution $x * g$ with consequent down inspecting would squander calculation time. The Lifting plan is an improvement where these two calculations are interleaved.

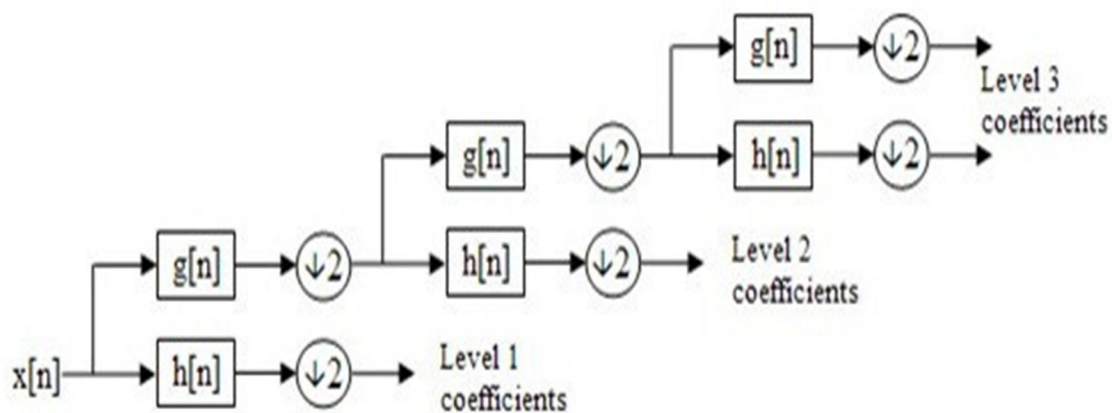


Figure 3.6 Three Stage Filter bank

This deterioration is reiterated to also construct the repeat objectives and their estimation coefficient and low and high pass through down -reviewed. This addresses a sub space. Formed tree is known as bank of channel

The channel bank execution of wavelets can be deciphered as enrolling the coefficient of wavelet is discrete as action of adolescent which is given by mother wavelet.

By and by settle j individual scale, with the objective that r_j, k is a segment of k in a manner of speaking. Above in light condition, r_j, k is viewed as a intricacy of $x(t)$ with an extended, reflected, and institutionalized variation mother wavelet, tried at the centers $1, 2j, 22j, \dots, 2N$. In any case, this is conclusively what the detail coefficients give at level j of the discrete wavelet change. Along these lines, for a legitimate a detailed factor of channel related decisively to course of action to give mother wavelet.

2) Wavelet Transfigure on Pictures

The lines are indicated totally and the segments one side to other side. The rundown and starts with zero accordingly greatest document is $N - 1$. The photo pixels themselves at push I and fragment j will be shown by $I[i, j]$ or I_i, j . Changed picture will be implied by \hat{I} and the coefficients are tended to with in

For the changed picture we will use and address the looking at reproduced pixels as $I[n, m]$ or I_n, m .

The coefficient and pixel are secured as checked entire numbers in two's essential encoding. Thus the range is given as

$$I [\text{row, col.}] \in [-2^{\text{dpth}-1}, 2^{\text{dpth}-1} - 1]$$




Figure 3.8 corresponding pixel for depth resolution

3) Image Boundary Reflection

Lot of choice to pick the estimate of the $r_{0,k}$ from outside between time $[0, N-1]$. The most celebrated one's are;

- Padding with zeros,
- Periodic development, or
- Symmetric development.

The most clear choice is to set all extraordinary $r_{0,k}$ to zero

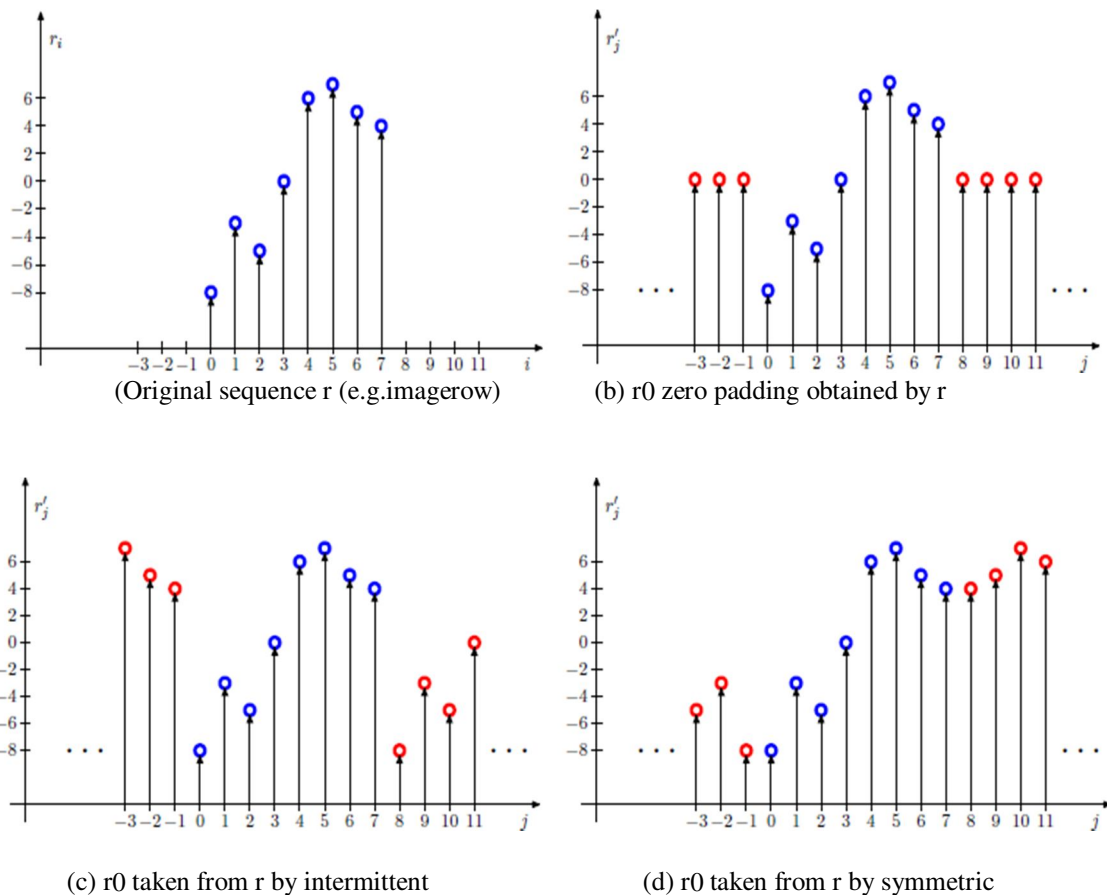


Figure 3.9 various choice of finite length sequence for boundary treatment

Progression r of length $N = 8$ is showed up, where $r = (-8, -3, -5, 0, 6, 7, 5, 4)$. In Figure 3.9 (b) this course of action is padded in light of zeros keeping the ultimate objective to gain the immense progression r_0 : $r'_k = rk$, for each one of the $0 \leq k < N$ and 0 , else we can watch, that when all is said in done will be discontinued to the breaking point.

The liberal qualification amid the estimation of the edge factors and prompts factors of tremendous whole in the high repeat sub-gatherings. These refinements reduce the weight capability and present collectibles at the breaking points since the duplicated pixel regards depend upon the estimation of outside factors, also, lost weight considered.

The calculation of factors C_0 , C_{0-1} , and d_0 and $N-1$ at the essential wavelet transfigure CDF (2, 2) depends on outside. When in doubt, to a wavelet symmetric relating examination filters h and g of estimation factors depends upon outer pixel.

A substitute methodology known from Fourier frameworks is discontinuous extension of the banner, that is $r'_k \cdot N+1 = r_l$, where $0 \leq l < N$ and $k \in \mathbb{Z}$. Here we encounter indistinct drawbacks from because of padding with zeros (cf. Figure 3.9(c)). The exhibited contrasts at the point of confinement are noteworthy moreover. Another inconvenience develops in gear utilization. Here we have to help the essential precedents of r with a particular ultimate objective to play out the exercises toward the complete of the gathering r . This can result in broad backings.

The outside choice of coefficients is most supported framework of r relies upon symmetric extension. Figure 3.9(d) depicts this segment associated with our case gathering. Simply more formally, symmetric extension r' is described by

$$r'_k \cdot N + 1 = \begin{cases} r_{N-1-l}, & \text{if } k \text{ is an odd value} \\ r_l, & \text{if } k \text{ is an even value} \end{cases}$$

Where $0 \leq l < N$ and $k \in \mathbb{Z}$. The starting at now said qualification between coefficients at the point of confinement does not show up using this kind of growth. Also in light of the secretly no coefficient of known vital, additional proportion of support storage is needed. 2D-DWT

Directly we can analyzed two dimensional separate transfigure in detail. Re consider a line r of a given picture of size $N \times N$, lift scheme is using. After one level of transfigure we secure $N/2$ coefficients $C_{0,1}$ and $N/4$ coefficients $d_{0,k}$ with $0 \leq k < N/2$. These are given in interleaved mastermind, that is $(c_{0,0}, d_{0,0}, c_{0,1}, d_{0,1}, \dots, c_{0,N-1}, d_{0,N-1})$. Odd and even position split using lifting scheme. $r(0) = (C_0, 0, C_{01} \dots C_0, N-1, d_0, 0, d_{01}, N-1)$ since apply transfigure to low repeat coefficients $c_{0,1}$ correspondingly.

Accept adequately changed to reconsider all lines of a given picture as depicted already. If set up stored the prepared, which shows memory region of primary stage. We get another show with a structure as showed up in

Figure 3.10 1-dimensional CDF(2,2) transfigure of wavelet in row and column for benchmark image lena h reflects the boundaries.

- (a) lena, $N = 512$, depth = 8
- (b) CDF(2,2) wavelet transfigure applied to the rowsof
- (c) low ($L, c_{0,k}$) and high ($H, d_{0,k}$) incidencefactorblocks

The results is deciphered as picture again (Figure 3.10 (b)) and made out of a variation coarse and scaled the first and intrigue, which are essential to reproduce the photo under idea [14]. We are demonstrated low and high repeated coefficients interpretation squares, implied by L and H , independently. High repeated factors $d_{0,k}$ are showed up in diminish shading, which thinks about to little characteristics Figure 3.8 wavelet 1-dimensional transfigure can be associated with the portions of the formally even changed picture as well. The result is showed up in Figure 3.11 and is crumbled into four quadrants with different understandings. LL: The upper left quadrant involves everything considered, which were filtered by the analysis low pass filter \tilde{h} along the lines and after that isolated along the contrasting areas and the examination low pass channel \tilde{h} yet again. This subblock is shown by LL and addresses the approximated type of the first at an expansive bit of the objectives.

HL/LH: The lower left and the upper right squares were filtered along the lines and portions with \tilde{h} and \tilde{g} , then again. The LH square contains vertical edges, generally. On the other hand, the HL squares show level edges clearly. HH: The lower right quadrant was constructed comparably to the upper left quadrant yet with the use of the examination high pass channel \tilde{g} which has a place with the wavelet. Interpretation of this square is as the domain, where we find edges of the primary picture in corner to corner heading. The two dimensional wavelet transfigure can be associated with the coarser adjustment at a substantial segment of the objectives, recursively, remembering the ultimate objective to progress decorrelate neighboring pixels of the data picture.

For a depiction we imply Figure 3.11. An accompanying sub bands greater transfigure levels which will implied by LL(1), LH(1), HL(1), and HH(1), Where LL(1) = LL, LH(1) = LH, HL(1) = HL, and HH(1) = HH, separately. Since we have bound the photos to be of quadratic size $N = 2l$ for $1 \leq l \leq N$, we can perform at most $l = \log_2 N$ levels of progress.




Figure 3.11 1-dimensional CDF (2,2) applied to row image lena at boundaries.

- (a) CDF(2,2) wavelet applied
- (b) frequency of different blocks
- (c) right all factors v are HH, HL, LH $-20 < v < 20$ the white color tensor product to row and column

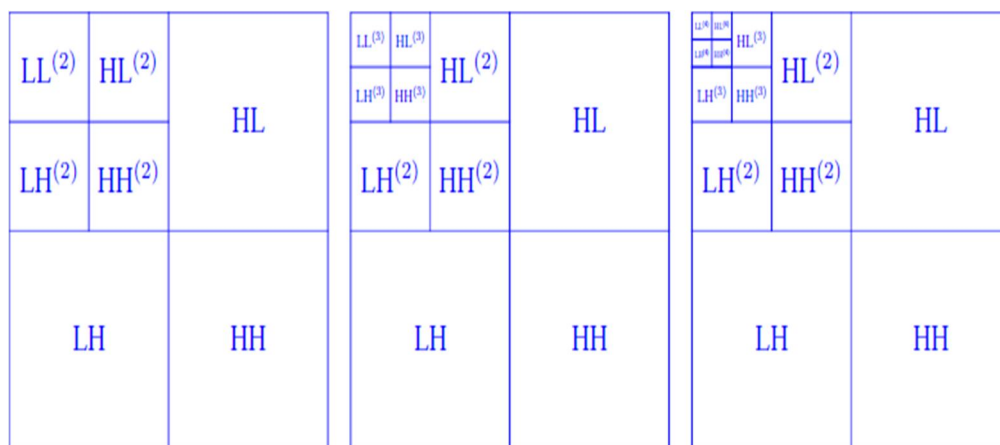


Figure 3.12: multi resolution scheme after several levels of wavelet transform.

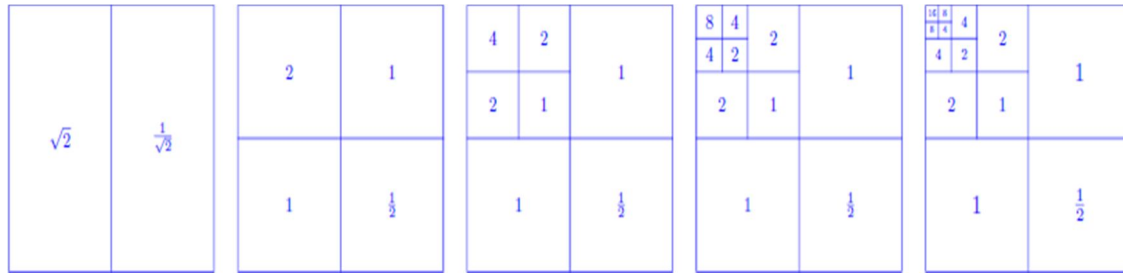
- (a) two levels of 2D-DWT
- (b) three levels of 2D-DWT
- (c) four levels of 2D-DWT

From that point on the coefficient in the upper left corner addresses the typical greyscale estimation of the whole picture and is called DC coefficient (DC: facilitate current). For all intents and purposes, for the most part upto six levels transfigure will be performed.

In this hypothesis we will revolve around the tree sorted out disintegration as showed up in Figure 3.12, where simply the LL squares are subdivided. As a result of the adjacent pixels, various factors amid neighbors in the LH, HL, and HH different scale subbands will be closed to nothing.

As a result two or three tests, the LL upset at the coarsed scale, address most of the images are essentials..

The vitality E(I) of a picture I is characterized as This kind of picture decay is otherwise called multi goals plot and multi scale portrayal. Other decay composes are conceivable and known under the terms of wavelet parcels. Two dimensional wavelet of normalization factors CDF (2, 2).



(a) 1D-DWT(rows) (b) 1D-DWT(columns) (c) 2nd level (d) 3rd level (e) 4th level Figure 3.13: normalization factors of the CDF(2,2) wavelet in two dimension for each level $l, 0 \leq l < 5$. A remarkable benchmark picture lena1 is showed other side of it is associated the CDF(2,2) wavelet transfigure lines of the photo looking at result is deciphered as picture a fresh (Figure 3.10(b)) is made out scaled variation and unobtrusive components, which are imperative to recreate the photo under idea [14]. On the other hand portrayed clarification as low and high repeat factors squares, are shown by L and H, independently. Remark that most by far of the high repeat coefficients $d_{0,k}$ are showed up in diminish shading, which analyzes to little characteristics around zero (cf. Figure 3.13) One framework that is by and large direct, does not require much specific learning of the photo, and is incredible against picture clutter, is the going with iterative method:

1. A hidden edge (T) is picked; this ought to be conceivable aimlessly or according to some other instrument needed.
2. The photo is administered into dissent and establishment pixels as delineated above, making two sets:

$$G1 = \{f(m,n) : f(m,n) > T\} \text{ (object pixels)}$$

$$G2 = \{f(m,n) : f(m,n) \leq T\} \text{ (background pixels) (note, } f(m,n) \text{ is the estimation of the pixel arranged in the } m\text{th segment, } n\text{th section)}$$

The typical of each set is enlisted

1. $m1$ = average estimation of G1
2. $m2$ = average estimation of G2
4. Another farthest point is made that is the ordinary of $m1$ and $m2$

$$T' = (m1 + m2) / 2$$

5. Come back to organize two, now using as far as possible enrolled in arrange four, keep repeating until the point that the new edge facilitates the one going before it (i.e until the point that mix has been come to).

Thresholding techniques can be organized into two classes: overall thresholding and close-by (adaptable) thresholding. In overall thresholding, a single edge regard is used to separate the closer view and the establishment of a photo. Overall thresholding is charming in light of the way that it is clear and is sufficient a significant part of the time

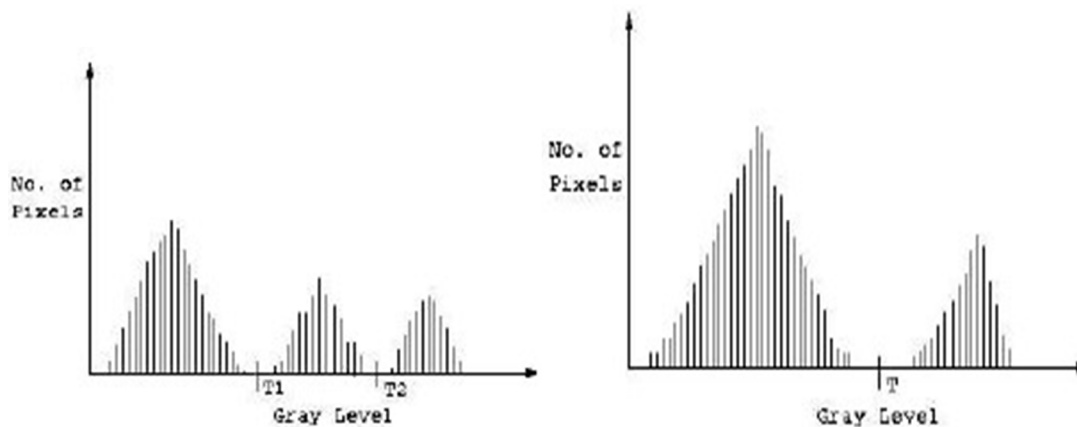


Figure 3.15 a) Bimodal Thresholding b) Global thresholding

Stunned thresholding orders a point $(x; y)$ as having a place with one inquiry class if $T_1 < f(x; y) < T_2$, to the following challenge class if $f(x; y) > T_2$, and to the establishment if $f(x; y) < T_1$. In light of the past talk, thresholding may be viewed as a movement that incorporates tests against a limit T of the edge $T = T[x; y; p(x; y); f(x; y)]$ where $f(x; y)$ is the diminish level of point $(x; y)$ and $p(x; y)$ shows some close-by property of this point-for example, the ordinary dim level of a region focused on $(x; y)$. A point of confinement picture $g(x; y)$ is portrayed as ,Thus, pixels named 1 (or some other accommodating faint level) identify with objects, while pixels named 0 (or some other diminish level not consigned to objects) contrast with the establishment. Right when T depends just on $f(x; y)$ (that is, simply on diminish level characteristics) the edge is called around the world. If T depends upon $f(x; y)$ and $p(x; y)$, the edge is called neighborhood. In case, besides, T depends upon the spatial headings x and y , the edge is called dynamic or adaptable.

D. Histogram

Histograms are the central for different spatial spaces getting ready framework. Histogram control can be used effectively for picture development. Despite giving profitable picture bits of knowledge, the information inherent in histograms is extremely useful in picture weight and division. Histograms are anything but difficult to find out in programming and moreover advanced themselves to money related gear executions, thusly them an outstanding gadget for progressing picture getting ready [8]. We can consider the histograms of our photos. For the disturbance free picture, it's basically two spikes at $i=100, i=150$. For the low commotion picture, there are two clear zeniths concentrated on $i=100, i=150$. For the high uproar picture, there is a single zenith two dull level masses identifying with question and establishment have mixed. We can describe the data picture movement to-disturbance extent to the extent the mean diminish level estimation of the inquiry pixels and establishment pixels and the additional substance racket standard deviation

1) Histogram Evening Out

Histogram evening out is a system in picture handling of difference modification utilizing the picture's histogram.

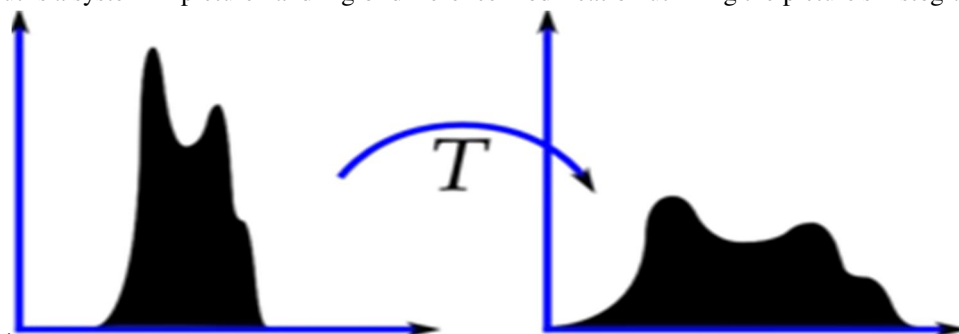


Figure 3.16 a) Histogram Equalization b) Histogram Equalization Transform

There are two distinctive approaches to consider and realize histogram balance, either as picture change or as palette change. Histogram balance moreover is apparently used in characteristic neural frameworks keeping in mind the end goal to help the yield ending rate of the neuron as a component of the data bits of knowledge. This has been exhibited particularly in the fly retina. To the extent bits of knowledge, the estimation of each yield picture pixel depicts probability that the helping input pixel bundle has a place with the inquiry whose histogram is used. Histogram balance incorporates finding a diminish scale change work that makes a yield picture with a uniform histogram (or so). How might we choose this diminish scale change work? Acknowledge our dim levels are steady and have been institutionalized to lie some place in the scope of 0 and 1. We ought to find a change T that maps diminish characteristics r in the data picture F to dull characteristics $s = T(r)$ in the changed pictures are T is single esteemed and monotonicallyexpanding. $0 < T(r) < 1$ for $0 < r < 1$.

2) Discrete Formulation

We first need to determine the probability distribution of grey levels in the input image. Now

$$Pr (r) = nk / N$$

where nk is the number of pixels having grey level k , and N is the total number of pixels in the image. The transformation now becomes

Note that $0 \leq rk \leq 1$, the index $k=0,1,2,\dots,255$, and $0 \leq sk \leq 1$.

The estimations of sk should be scaled up by 255 and adjusted to the closest number with the goal that the yield estimations of this change will extend from 0 to 255. In this manner the discretization and adjusting of sk to the closest number will imply that the changed picture won't have a splendidly uniform histogram.

3) Histogram evening out of Shading Pictures

The above depicts histogram leveling on a grayscale picture. In any case it can in like manner be used on shading pictures by applying a comparable instrument autonomously to the Red, Green and Blue parts of the RGB shading estimations of the photo. To the extent bits of knowledge, the estimation of each yield picture pixel portrays probability that the reexamining input pixel amass has a place with the inquiry whose histogram is used. Delineations Small picture - The going with is the same 8*8 subimage as used in JPEG. The picture shows characteristics:

53	56	1	7	71	62	63	72
64	58	54	91	109	86	68	71
63	60	67	114	144	103	65	74
64	59	70	121	154	107	71	68
68	72	66	103	126	85	69	71
80	66	61	71	77	67	59	76
86	72	65	58	55	60	66	82
88	80	68	67	65	71	76	95

Nevertheless, applying a comparable framework blue, red, and green of a BRG picture may yield thrilling changes in the photo's shading balance since the relative apportionments of the shading channels change as a result of applying the figuring. In any case, if the photo is first changed over to another shading space, Lab shading space, or HSL/HSV shading space particularly, by then the computation can be associated with the luminance or regard occupy without realizing changes to the tone and drenching of the photo. There are a couple of histogram evening out procedures in 3D space. In any case, it realizes "lighting up" where the probability of breathtaking pixels is higher than that of diminish ones. The histogram for this photo is showed up in the going with table. Pixel regards that have a zero check are precluded for abruptness

Value	Count	Value	Count	Value	Count	Value	Count	Value	Count
52	1	64	2	72	1	85	2	113	1
55	3	65	3	73	2	87	1	122	1
58	2	66	2	75	1	88	1	126	1
59	3	67	1	76	1	90	1	144	1
60	1	68	5	77	1	94	1	154	1
61	4	69	3	78	1	104	2		
62	1	70	4	79	2	106	1		
63	2	71	2	83	1	109	1		

The aggregate transport work (cdf) is exhibited as takes after. Yet again, pixel regards that don't add to a development in the cdf are banned for curtness. This cdf exhibits that the base a motivator in the subimage is 52 and the most outrageous regard is 154. The cdf of 64 for regard 154 agrees with the amount of pixels in the photo. The cdf must be institutionalized to [0.255]. The general histogram leveling equation,

Value	Cdf	Value	Cdf	Value	cdf	Value	cdf	Value	Cdf
52	1	64	19	72	40	85	51	113	60
55	4	65	22	73	42	87	52	122	61
58	6	66	24	75	43	88	53	126	62
59	9	67	25	76	44	90	54	144	63
60	10	68	30	77	45	94	55	154	64
61	14	69	33	78	46	104	57		
62	15	70	37	79	48	106	58		
63	17	71	39	83	49	109	59		

Minimum value of cumulative distribution function M*N gives number of pixels where M is width and N is height and L is grey level used 256. The equalization formula for this particular example is: For example, the cdf of 78 is 46. (The value of 78 is used in the bottom row of the 7th column.) The normalized value becomes After finishing the equalizers are directly from normalized cdf to yield values:

0	12	53	93	146	53	73	166
65	32	12	215	235	202	130	158
57	32	117	239	251	227	93	166
65	20	154	243	255	231	146	130
97	53	117	227	247	210	117	146
190	85	36	146	178	117	20	170
202	154	73	32	12	53	85	194
206	190	130	117	85	174	182	219

Minimum value (52) is now 0,

Maximum value (154) is now 255.


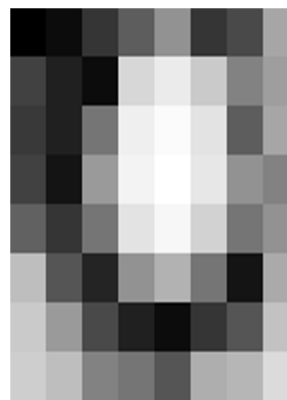


Figure 3.18(a)Original



(b) Equalized

4) Histogram Shaping

The repeat of occasion of each one of these characteristics in the photo is showed up on the y-turn. The right histogram specific relies upon asking for among picture pixels by tally of adjacent mean characteristics for separate increment.

Histogram balance (HE) is like differentiation extending in that it endeavors to build the dynamic scope of the pixel esteems in a picture [4]. Due to straightening property of HE, possibly it performs over or under increase. Thus we go for Bi-level histogram evening out which protects the mean splendor of a given picture [4]. The means associated with this calculation are: Decompose the information picture into two sub-pictures in light of the mean of the information picture. HE is connected to these pictures independently to get a brilliance safeguarded expanded picture. Every one of the techniques are actualized in recurrence area. Symmetrical changes like DFT, DCT can be utilized. The decision of ideal transfigure and best increase component is chosen by Augmentation by Entropy (EME) as an execution measure. EME is utilizing essential histogram coordinating procedure and the transfigure coefficients by discrete wavelet transfigure histogram molding and moving. **Implementation** Consider a discrete grayscale picture $\{x\}$ and let n_i be the quantity of events of dark level L being the total number of gray levels in the image, n being the total number of pixels in the image, and $P(x)^i$

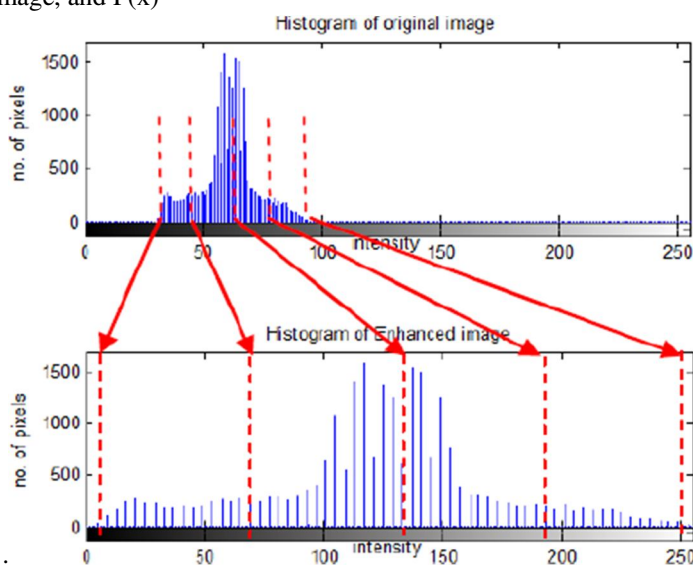


Figure 3.19 Setup for proposed histogram reshaping

being in fact the image's histogram for pixel value i , normalized to $[0,1]$. Let us also define the cumulative distribution function corresponding to p_x as

$$cdf_x(i) = \sum_{j=0}^i P_x(j)$$

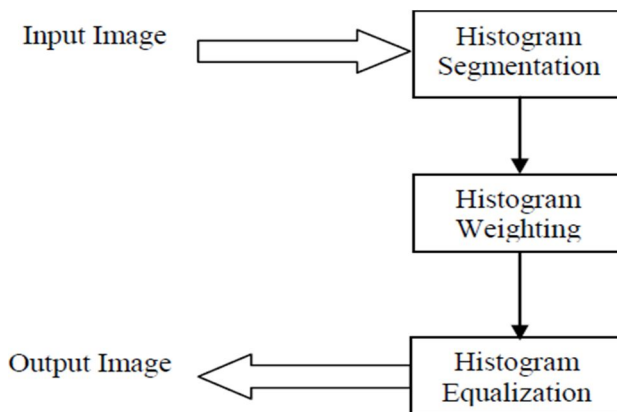


Figure 3.20 Three modules of histogram processing

Along these lines most existing systems for modified purpose of intrigue acknowledgment use, HE to improve the separation of cephalograms. The standard histogram evening out (THE) is an overall strategy, which at times prompts over the best separation development. That may cause remarkable modifications on the histogram, achieving visual trinkets and giving the photo an unnatural look. Consequently, some kind of regularization is relied upon to avoid exorbitant development. Worldwide THE produces pictures with mean power around in the midst of the dynamic range.

Along these lines, it doesn't ensure the magnificence of the photo that prompts washed-out appearance of a couple of pictures, ever all drive HE systems has been proposed to avoid these obstructions. Histogram evening out and framing and moving to secure the splendor by separating the histogram of the data picture into two segments in perspective of its mean diminish level. The computation shields the mean brightness of a given picture particularly well.

IV. IMPLEMENTATION

A. Requirements

This part shows the necessities to meet the execution parameters are taken according to coefficient of wavelet K4, K3, K2, K1 with High-Low, High-High, Low-High, Low-Low. Estimation of execution examination of EME for picture enlargement by histogram molding and moving is additionally dissected. Every expanded picture results were performed in MATLAB 7.9.0 (R2015a). Logarithmic transfigure histogram coordinating with moved Bi-level histogram evening out is point by point in the outcomes. The fundamental contrast between the techniques is, here the histogram of Bi-level histogram Equalized picture is moved by some 'K' receptacles. The estimation of 'K' is resolved from the plot of entropy based EME as opposed to moving separation 'K' as appeared in results. The moving parameter esteem is picked in view of the variable wavelet coefficient K.

B. Parameter Measured

There is no broad mensuration which can decide both the objective and unique authenticity of the development method[7]. Use of verifiable extents of diminish level course extents of neighborhood separate augmentation (for example, mean, variance or entropy) have not been particularly critical for mammogram pictures. Different pictures, which obviously plot an improved separation, showed no consistency, as a class, while using these authentic estimations. A mensuration proposed in which has more critical information, relies upon the distinction histogram. Here, we separate the instrument consistently used picture development measures and presents another quantitative measure. Various development methodologies rely upon enhancing the separation of a picture. There have been many fluctuating implications of a palatable mensuration of execution in perspective of contrast [2].

1) MATLAB

With a particular true objective the proposed test using MATLAB is performed. MATLAB is the unusual state tongue and natural condition used by a large number of masters and scientists around the globe. It lets the explore and picture musings and collaborate transversely over different requests including sign and picture taking care of, correspondence and figuring of results. MATLAB offers instruments to get, separate, and envision data, engaging you to get learning this data a little time to spread using measured customary programming lingos. It can be like manner chronicle and offer the results through plots and reports or as circulated MATLAB code. MATLAB (network explore focus) is a multi-perspective numerical handling condition and forward age programming lingo.

It is created by section of math works with licenses control, limit of data, and utilization of computation, making program of MATLAB. It is proposed basically for mathematical calculations an optional toolbox uses the MuPAD meaningful engine, empower access to agent enrolling capacities.

A graphical multi zone generation incorporates Simulink and blue print for dynamically introduced structure. The key highlights of MATLAB, an abnormal state dialect has:

- Interactive Environment for iterative investigation, plan and critical thinking
- Mathematical capacity for measurements, sifting, numerical examination and illuminating the conditions.
- Built in illustrations for picture envisioning information and instruments for formation of custom plots.
- Development devices for enhancing code quality and viability and boosting execution.
- Tools for building application with custom graphical interfaces.

It has following usefulness for information investigation:

- Acquiring Data
- Analyzing Data
- Visualizing Data
- Documenting and sharing outcomes

The Performance examination of MATLAB rendition 7.7.0 (R2008a) i.e. utilized for this proposition recreation aftereffect of picture handling gives processor advanced libraries to quick execution and picture calculation. It utilizes its JIT (in the nick of time) gathering innovation to give execution speeds that foe standard programming tongues.

It can in like manner also ideal position of multicore and multiprocessor PCs , MATLAB gives various multi hung coordinate polynomial math and numerical limit. These limits therefore execute on various computational string in a lone MATLAB session, enabling them to execute speedier on multicore PCs. In this hypothesis, each and every expanded picture results were performed in MATLAB 7.9.0 (R2015a) to get a broadened delayed consequence of picture separate, picture quality and numerical motivating force after examination.

2) EME

To assess the picture expansion execution, EME utilized as the criterion. EME:- Mensuration of Augmentation Higher the estimation of EME indicates a higher differentiation and data clearness in the picture. It has per wavelet coefficient K4, K3, K2, K1 with High-Low, High-High, Low-High, Low-Low.

Estimation of execution examination of EME for picture expansion by histogram molding and moving is additionally broke down. Every single enlarged picture results were performed in MATLAB 7.7.8 (R2018b). Logarithmic transfigure histogram coordinating with moved Bi-level histogram evening out is point by point in the outcomes. The fundamental contrast between the strategies is, here the histogram of Bi-level histogram Equalized picture is moved by some 'K' containers. The estimation of 'K' is resolved from the plot of entropy based EME as opposed to moving separation 'K' as appeared in results. The moving parameter esteem is picked in view of the variable wavelet coefficient k. The development of new picture enlargement procedures expects techniques to assess execution. The capacity to mensuration picture closeness and quality crosswise over contortion composes is basic when looking at changed pressure plans. In this theory, we present another closeness mensuration in view of the mensuration of growth by entropy (EME) that effectively does as such. We contrast existing and new similitude measures and human feelings utilizing different execution measurements. In this segment, we introduce another quantitative mensuration of picture expansion. The change in pictures after increase is frequently extremely hard to gauge. A prepared picture can be said to have been enlarged over the first picture on the off chance that it enables the onlooker to more readily see the attractive data in the imaging. In pictures, the enhanced recognition is hard to qualify.

Entropy is an authentic mensuration of mediation that is being used to depicted the surface of histogram picture, Entropy portrayed as

$$E = -\sum (p \cdot \log_2(p))$$

Where p contains the histogram checks came back from "imhist". As a matter of course entropy utilizes two canisters for uint8, uint16, or twofold clusters. Entropy changes over any class other than legitimate to uint8 for the histogram check estimation with the goal that the pixel esteems are discrete and specifically relate to a container esteem. Enhancing any recursive calculation depends on an appropriate instrument for picking the best parameters and changes to be utilized in proposed calculation. This criteria will be subject to the system of growth, the mensuration of increase, and the coveted aftereffects of the expansion. Since we have characterized our mensuration of growth, it at that point ends up important to characterize the component of picking ideal parameters in light of that measure. Using the proposed mensuration of enlargement in light of entropy bears a basic numerical reason for deciding the ideal parameters of our expansion. By plotting the EME versus the coefficients of the expansion on a particular picture we can restore an engaging diagram to help pick parameters. Translating this chart relies upon the properties of the enlargement strategy. This theory talks about two calculations that require a type of enhancement: transfigure histogram moving and transfigure histogram molding utilizing Gaussian circulations. The principal calculation, transfigure histogram moving, depends on just a single particular variable for the moving separation, k. The second calculation depends on two the factors that characterize the coveted connection between the parameters and the picture differentiate.

3) Algorithm Technique

The accompanying advances are utilized in this calculation:

Stage 1: Load a unique picture in MATLAB.

Stage 2: Picture histogram is to be created.

Stage 3: Compute least and greatest estimation of the recurrence segment in the histogram

Stage 4: Wavelet disintegration of load picture

Stage 5: Draw histogram.

Stage 6: plot LL histogram+ moved, LH histogram+ shifted, histogram+ moved, HH histogram+ moved Histograms

Stage 7: Take Augmented picture, on the off chance that it isn't met go to stage 3.

Stage 8: Calculate the EME of the first picture.

Stage 9: Calculate EME of the enlarged picture.

V. RESULTS & CONCLUSION

A. Result Analysis

This section presents recreation results alongside estimation of execution investigation of EME for various sort of pictures. In assessing and picking a calculation for expansion and for estimating this growth it is essential to see how every enlargement mensuration functions with a given increase technique. By thoroughly coordinating measures with calculations one can expand the adequacy of the general strategy. We have to build up a reason for what characterizes a decent mensuration of expansion. For our recursive techniques in light of wavelet transfigure coefficient histograms. The first of these attributes is genuinely natural; all together for a mensuration of picture enlargement to be effective, it should in some way mensuration a normal for the picture. For example, the EME by entropy is of the shape $X \log X$, which is by definition the entropy recipe. Since we supplant X with the wavelet transfigure Contrast, the EME by entropy is really estimating the entropy, or data, in the differentiation of the picture. Since this for the most part estimates the picture differentiate, the mensuration is predictable with this first trademark. A mensuration which is utilized with an expansion calculation before edge enlargement would need to mensuration some given trademark in a comparative way. Our accentuation, notwithstanding, is on low difference picture growth. So as to mensuration picture expansion, a bigger number must be returned for a superior enlargement.

1) Image increase of building, Rock and Ship for $k=1$

The factual estimation of entropy of various sort of pictures like dark scale and shading pictures from underneath i.e building, shake and ship by utilizing the MATLAB coding.



Figure 5.1 .original images- a) Building b) Rock c) Ship

In this we will right off the bat take a picture at that point make a wavelets for an alternate variable esteem like wavelet coefficient $k=1,2,3...255$ as appeared infig5.1.1.

In this manner picture is to be changed by discrete wavelet transfigure and taking its LL,LH,HL, HH test moved through histogram molding and moving in figure 5.1.2, for taking a case here, the outcome is conveyed for the estimation of coefficient k i.e.

Consider a plane picture which is a dull picture i.e. the pixels of the picture are found more towards the 255 force esteem. The reenactment of the pictures considered, the growth component that profits the most extreme EME esteem is considered as the best system of enlargement for that picture.

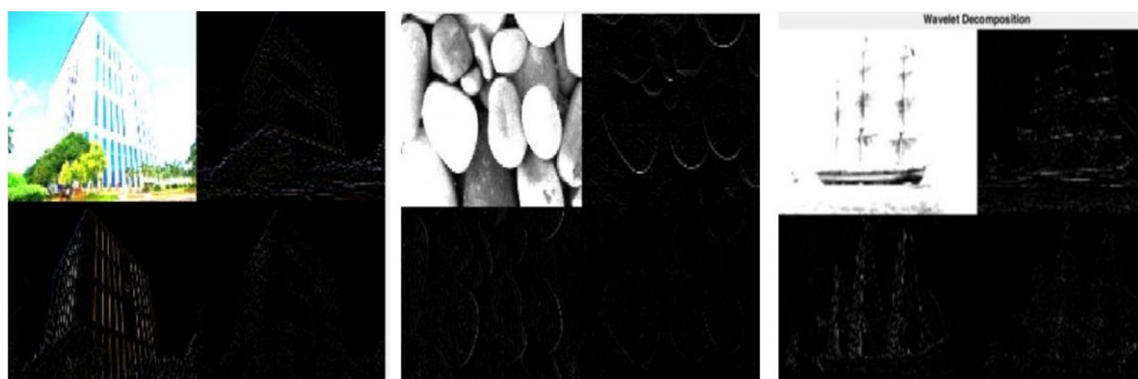


Figure 5.1.1 Wavelet decomposition of a,b,c images respectively for $k = 1$

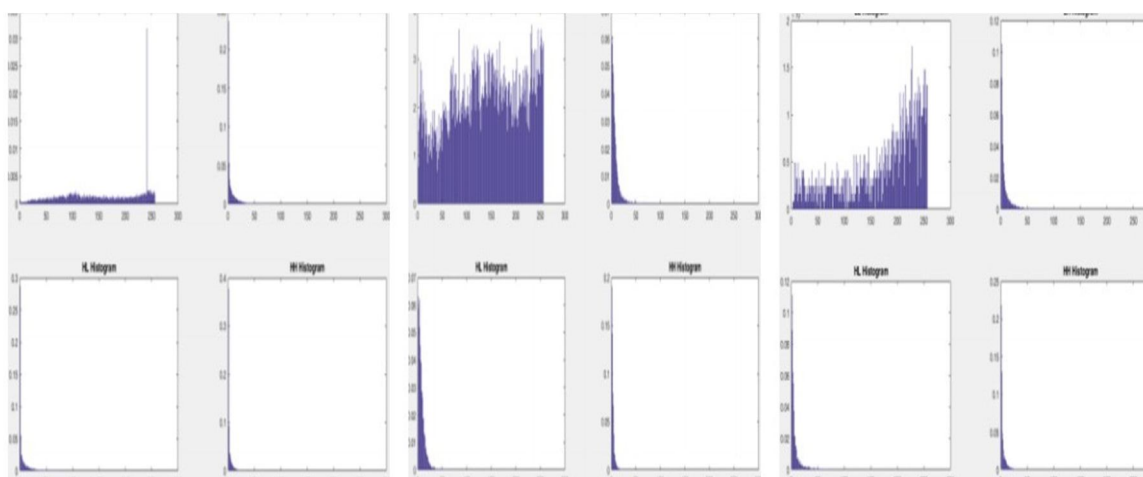


Figure 5.1.2 LL,LH,HL,HH histograms of images a,b,c respectively for $k= 1$

Because of complication that logarithmic transfigure histogram implemented and demonstrated. It is afforded marriage between augmentation power efficiency.

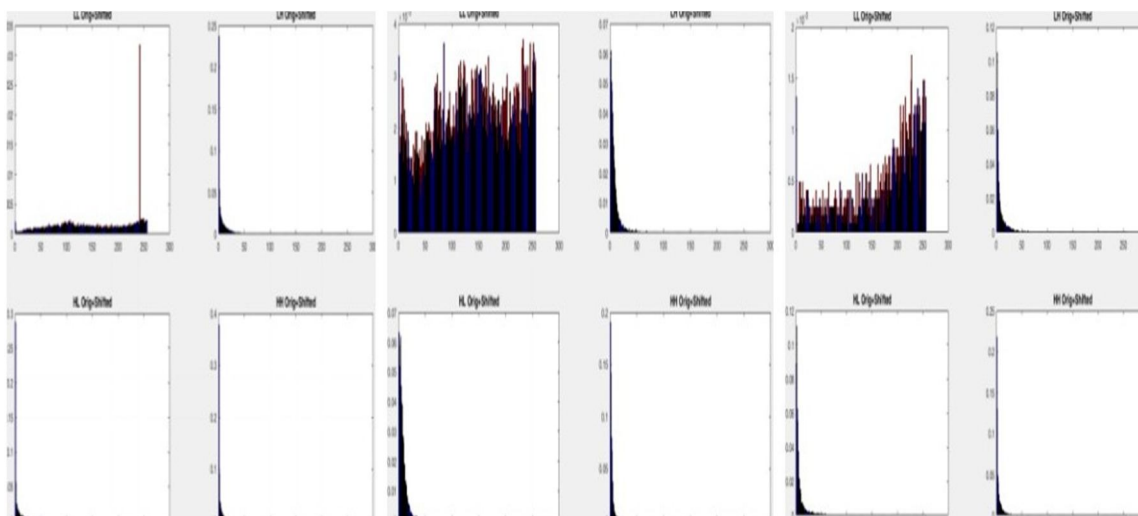


Figure 5.1.3 LL,LH,HL,HH' histogram + shifted histograms of images a,b,c respectively for $k=1$



Figure 5.1.4 Augmented version of loaded original images for $k = 1$.

2) *Image augmentation of building, Rock and Ship for $k = 20$*

The estimation of EME of various sort of pictures like dark scale and shading pictures from beneath i.e building, shake and ship by utilizing the MATLAB coding. In this we will right off the bat take a picture at that point make a wavelets for an alternate variable esteem like wavelet coefficient $k = 1, 2, 3, \dots, 255$ as appeared in fig5.2.1. In this manner picture is to be changed by discrete wavelet transfigure and taking its LL, LH, HL, HH test moved through histogram molding and moving in figure 5.2.2, fortaking a case here, the outcome is conveyed for the estimation of coefficient k i.e. 20



Figure 5.2 .original images- a) Building b) Rock c) Ship

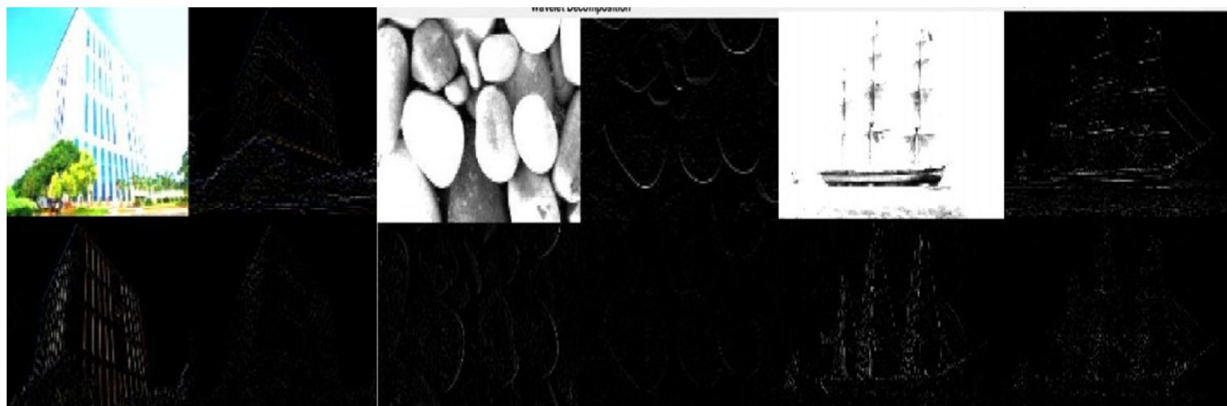


Figure 5.2.1 Wavelet Decomposition of a,b,c images respectively for $k = 20$

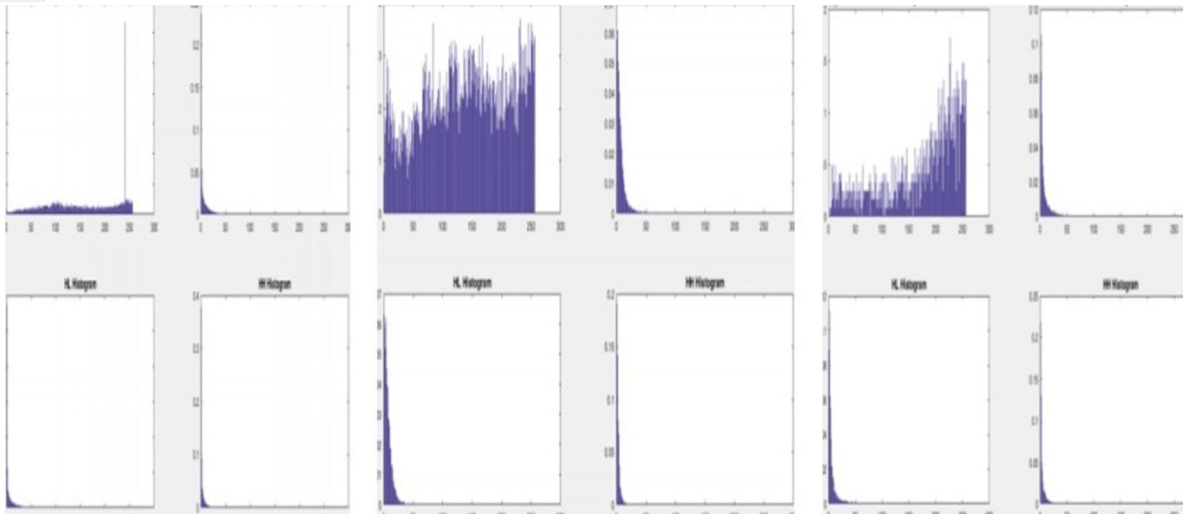


Figure 5.2.2 LL,LH,HL,HH histogram of images a,b,c respectively for k= 20

Consider a plane picture which is a dim picture i.e. the pixels of the picture are found more towards the 255 power esteem. The reenactment of the pictures considered, the expansion component that profits the most extreme EME esteem is considered as the best system of increase for that picture.

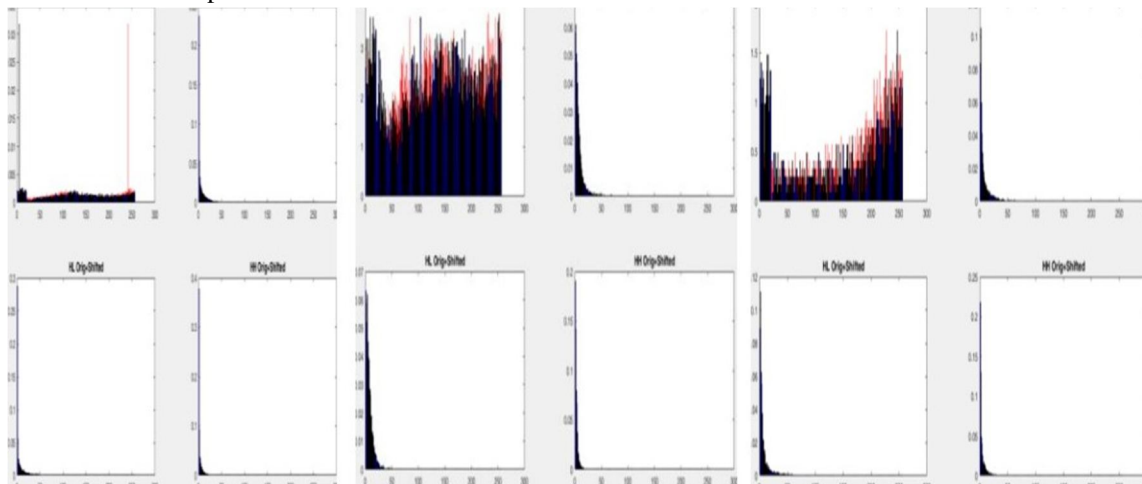


Figure 5.2.3 LL',LH',HL', HH' histogram + shifted histograms of images a,b,c respectively for k=20.



Figure 5.2.4 Augmented version of loaded original images for k = 20.

3) Image augmentation of building, Rock and Ship for $k = 27$

The factual estimation of EME of various sorts of pictures like dim scale and shading pictures from underneath i.e building, shake and ship by utilizing the MATLAB coding. In this we will right off the bat take a picture at that point make a wavelets for an alternate variable esteem like wavelet coefficient $k = 1, 2, 3, \dots, 255$ as appeared in fig5.3.1. Therefore picture is to be changed by discrete wavelet transfigure and taking its histogram for LL, LH, HL, HH test moved through histogram molding and moving in figure 5.3.2.



Figure 5.3 .original images- a) Building b) Rock c) Ship

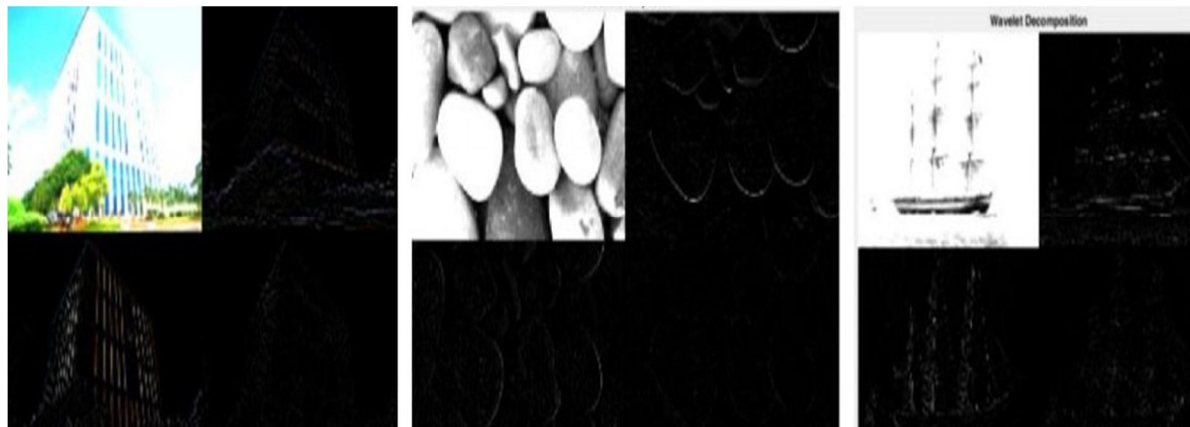


Figure 5.3.1 Wavelet Decomposition of a,b,c images respectively for $k = 27$

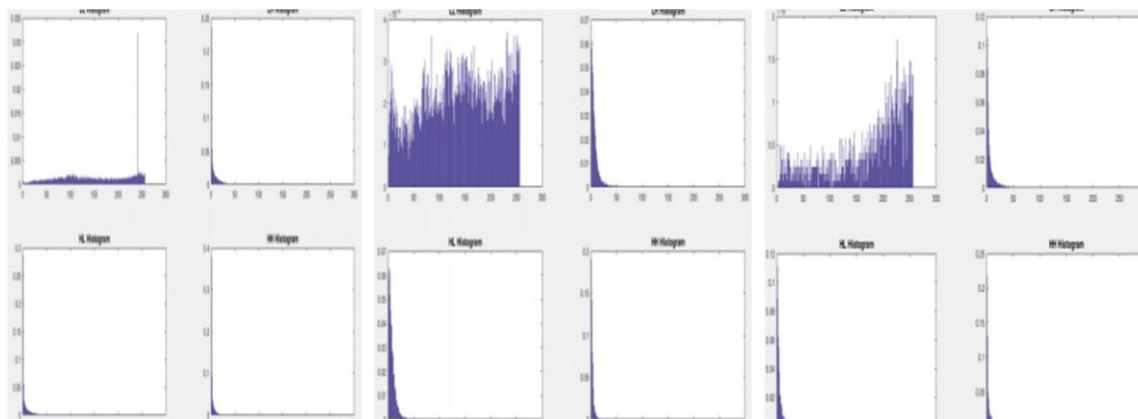


Figure 5.3.2 LL,LH,HL,HH histograms of images a,b,c respectively for $k = 27$

For taking a case here, the outcome is conveyed for the estimation of coefficient k i.e. 27. Consider a plane picture which is a dim picture i.e. the pixels of the picture are found more towards the 255 power esteem. The reproduction of the pictures considered, the expansion system that profits the greatest EME esteem is considered as the best component of increase for that picture.

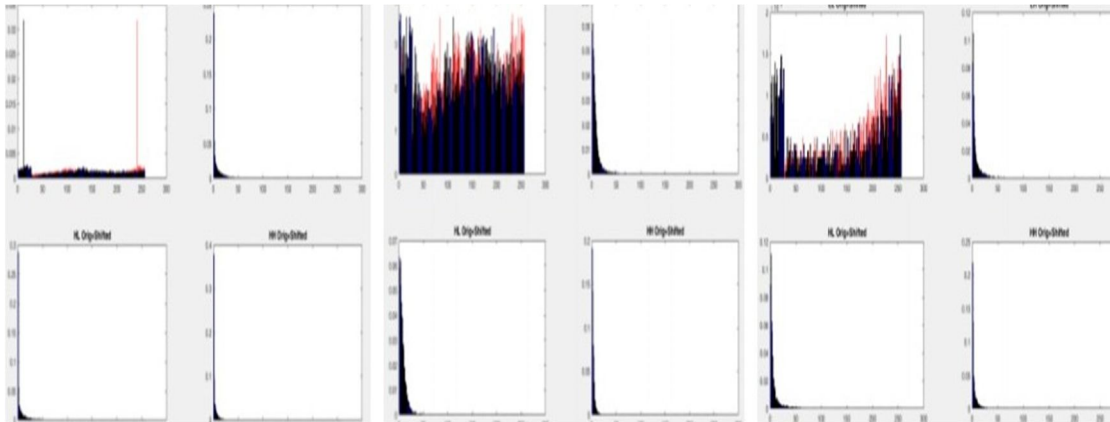


Figure 5.3.3 LL,LH,HL,HH' histogram + shifted histograms of images a,b,c respectively for $k=27$



Figure 5.3.4 Augmented version of loaded original images for $k = 27$.

Image augmentation of building, Rock and Ship for $k=45$ The factual estimation of EME of various sort of pictures like dim scale and shading pictures from underneath i.e building, shake and ship by utilizing the MATLAB coding. In this we will right off the bat take a picture at that point make a wavelets for an alternate variable esteem like wavelet coefficient $k = 1, 2, 3, \dots, 255$ as appeared in fig5.4.1 Therefore picture is to be changed by discrete wavelet transfigure and taking its LL,LH,HL,HH test moved through histogram molding and moving in figure 5.4.2.




Figure 5.4 .original images- a) Building b) Rock c) Ship

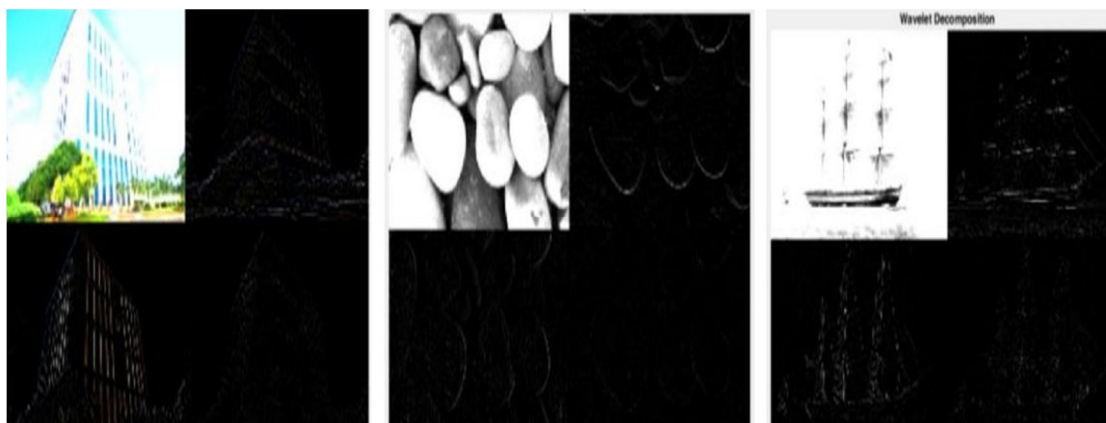


Figure 5.4.1 Wavelet decomposition of a,b,c images respectively for k = 45

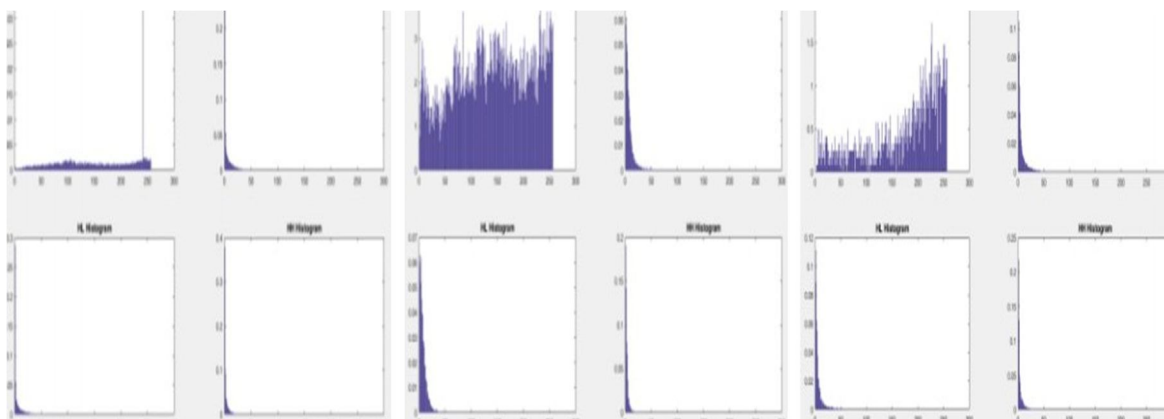


Figure 5.4.2 LL,LH,HL,HH histograms of images a,b,c respectively for k= 45

For taking a case here, the outcome is conveyed for the estimation of coefficient k i.e. 45. Consider a plane picture which is a dull picture i.e. the pixels of the picture are found more towards the 255 power esteem. The recreation of the pictures considered, the expansion system that profits the most extreme EME esteem is considered as the best component of growth for that picture.

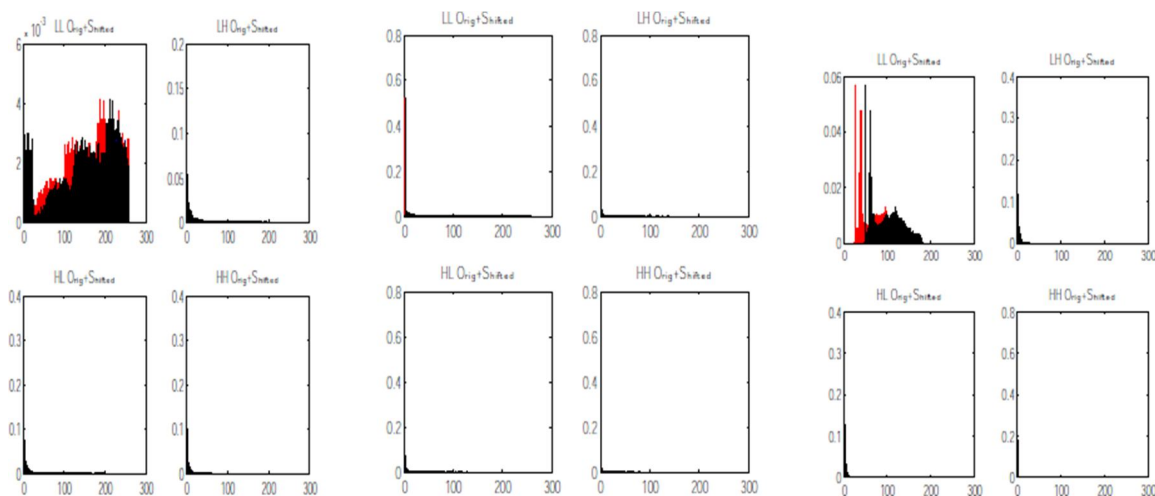


Figure 5.4.3 LL,LH,HL,HH' histogram + shifted histograms of images a,b,c respectively for k= 45






Figure 5.4.4 Augmented version of loaded original images for $k = 45$

4) Comparison of contrast and picture quality for different value of k


Difference augmentation utilizing the benefits of the spatial space and recurrence area strategies can be accomplished by above calculation (allude part 4: usage) and execution like logarithmic transfigure histogram mapping, histogram moving and molding. Logarithmic transfigure histogram coordinating, moving and molding utilizing Histogram Equalization strategies are proposed which are outwardly superior to existing techniques.



It is additionally demonstrated that the proposed procedure functions admirably as far as EME (Augmentation by entropy) as an execution measure. This system enlarged the greatest measure of detail in the picture The above pictures i.e. building, shake and ship separately demonstrates the difference and expanded picture quality for wavelet coefficient esteem k for 1.



The above pictures i.e. building, shake and ship individually demonstrates the complexity and expanded. The underneath pictures i.e. building, shake and ship individually demonstrates the complexity and increased, better picture quality for wavelet coefficient esteem k for 20.



The below images i.e. building, rock and ship respectively shows the contrast and augmented , better picture quality for wavelet coefficient value k for 27.



The below images i.e. building, rock and ship respectively shows the contrast and augmented , better picture quality for wavelet coefficient value k for 45.



Figure 5.4 Comparison of contrast of augmented images at $k=1, k=7, k=20$ and $k=27, k=45$

The proposed methods gave better difference change for all the more splendid, dull and low differentiation pictures for various qualities alright wavelet coefficient $k_i.e.1,2,3,\dots,255$. In beneath Comparison figure 5.4 we can plainly see that the brilliance, picture quality and complexity enhance than stacked unique picture notwithstanding shifting the wavelet coefficient k . Our work demonstrates that an expansion conversely restores a corresponding increment in the EME in view of entropy.

The development of new picture increase procedures expects techniques to assess execution. The capacity to mensuration picture comparability and quality crosswise over mutilation composes is basic when contrasting diverse pressure plans. In this area, we present another similitude mensuration in view of the mensuration of increase by entropy (EME) that effectively does as such. We contrast existing and new similitude measures and human conclusions utilizing different execution measurements. In this segment, we display another quantitative mensuration of picture enlargement. The change in pictures after increase is regularly exceptionally hard to mensuration yet it is effectively registered in EME parameter by utilizing MATLAB results as underneath for various variable estimation of wavelet coefficient k .

B. EME For Loaded Augmented Images for different value of K

Images	Building	Rock	Ship
EME for K =1	7.3567	7.5406	7.1447
EME for K =7	7.3552	7.5549	7.1519
EME for K =20	7.4199	7.5559	7.1611
EME for K =27	7.4167	7.5597	7.1650
EME for K =45	7.4125	7.5499	7.1765

Table 1.1 Image of EMF calculation For K=1, K=1, K=20, K=23, K=50

The first picture is a building picture with low difference. From the outcomes appeared in Table 1.1, it is examined that the resultant picture (building, shake and ship individually) has high stand out from high EME esteem and the neighborhood detail discernment is best for human visual recognition. It builds the differentiation of the picture. So its visual nature of the picture is better. Henceforth, the general execution of proposed instrument is better. Transfigure histogram molding is best displayed postulation, that requires ideal point. It implies despite the fact which perform best, and might be slower to other, less confounded strategies. The direct result complexity transfigure executed. It manages a marriage between expansion control and computational effectiveness. Since each of the three strategies delivered noteworthy change to their particular test pictures, it warrants encourage examination in transfigure coefficient histogram based increase procedures as feasible techniques for picture expansion, splitting far from the conventional utilization of histograms in just the spatial space. In picking our mensuration of expansion, we have noticed that there is no general metric for enlargement. While picking a measure, the coveted characteristics must be laid out, and an appropriate mensuration must be coordinated those characteristics.

We have likewise demonstrated that two increased pictures with comparative yet unequal EME esteems might be undefined from each other. Our decision is that for any detectable increment conversely between two practically identical forms of a given picture can be ensured when their EME esteems contrast by a huge magnitude. The correct qualities may not be superbly related with the subsequent quality, but rather as a rule they are. An extensive variety of changed picture attributes can be acquired from a solitary transfigure by fluctuating the enlargement parameters, for example, moving separation, extent decrease, scaling of these blend. Quantitative menstruation of this flag and picture displayed which exhibit naturally to pick exhibited ideal system naturally to pick parameters change. The proposed calculations are easy to apply and outline, which makes them down to earth in regular picture handling.

VI. CONCLUSION

It is closed from the theory that Wavelet decay by histogram forming and moving component has better differentiation growth. The last outcome demonstrates the great visual quality with no badly arranged wash-out impact. It additionally builds the estimation of estimation of growth E.M.E entropy. In this project demonstrates the examination for various pictures on E.M.E. The scope of the picture is highly enhanced after proposed component and the points of interest covered up in the first picture are enlarged. Transfigure histogram molding is the best instrument exhibited in this postulation.

A. Future Work

Histogram leveling regularly delivers doubtful impacts in photos; anyway it is extremely helpful for logical pictures like warm, satellite or x - beam pictures. This system utilizes numerous histograms to underscore nearby complexity, as opposed to generally speaking differentiation. Histogram leveling likewise is by all accounts utilized in natural neural system in order to expand the yield terminating neuron rate as an element of insights. It has been demonstrated specifically in fly ratina. It is best for Histogram remapping technique.

VII. ACKNOWLEDGEMENT

Firstly, I would like to express my sincere thanks and deep sense of gratitude to my supervisor Prof. Mohd. Vakeel, Professor, Department of Computer Science & Engineering RDEC Ghaziabad who gave and provide me the opportunity to work on this topic and also inspired me to carry forward this work as a challenge. I am greatly indebted to Dr. Dharamveer Singh. Coordinator-M.Tech, RDEC, Ghaziabad for their kind suggestions and cooperation throughout my study. I also thank him for encouragement and take personal attention which have provided me good and smooth basis for my thesis work. I would like to thanks each and every one who has helped me directly or indirectly in completing my present study.

Finally, this work is dedicated to my parent for their support throughout the course in RDEC, Ghaziabad.

REFERENCES

- [1] DebashisSen, Sankar K. Pal, "Automatic exact histogram specification for contrast augmentation and visual system based Quantitative Evaluation." IEEE Transactions on image processing, Vo l. 20, No. 5, May2011.
- [2] Bin Liu, Weiq i Jin, Yan Chen, Chongliang Liu, and Li Li, "Contrast augmentation using No n-overlapped Sub-blocks and Local Histogram Projection." IEEE Transactions on Consumer Electronics, Vo l. 57, No. 2, May 2011.
- [3] Vinay Kumar and HimaniBansal, "Performance Evaluation of Contrast Augmentation Techniques for Digital Images", International Journal of Computer Science and Technology, Vol. 2, No. 1, pp.23-27,2011.
- [4] HasanulKabir, Abdullah Al-Wadud, and OksamChae, "Brightness Preserving Image Contrast Augmentation Using Weighted Mixture of Global and Local Transformation Functions", International Arab Journal of Information Technology, Vol. 7, No. 4, pp.403-410, 2010.
- [5] N. R. Moktar, Nor HazlynaHarun and M. Y. Mashor, "Image Augmentation Techniques Using Local, Global, Bright, Dark and Partial Contrast Stretching For Acute Leukemia Images", The World Congress on Engineering, Vol. 1,2009.
- [6] Nicholas SiaPik Kong and Haidi Ibrahim, "Color Image Augmentation using Brightness Preserving Dynamic Histogram Equalization", IEEE Transactions on Consumer Electronics, Vol. 54, No. 4, pp.1962-1968,2008.
- [7] S. S. Agaian, B. Silver, K. A. Panetta, "Transfigure coefficient Histogram-based image augmentation algorithms using contrast entropy," IEEE Trans. Image Process, vol 16, no. 3, pp. 741-758, Mar 2007.
- [8] Karen A Panetta, Blair Silver, Agaian, SOS S., "Transfigure Coefficient Histogram- Based Image Augmentation Algorithms Using Contrast Entropy", IEEE Transaction on Image Processing, Vol. 16, No. 3, March.2007
- [9] Araujo A., Najman L., Facon J. and Menotti D., "Multi-Histogram Equalization Methods for Contrast Augmentation and Brightness Preserving", IEEE Transactions on Consumer Electronics, Vol. 53, No. 3, pp.1186-1194,2007.
- [10] M. Aharon and M. Elad, "Image denoising via sparse and redundant representations over learned dictionaries," IEEE Trans. Image Process., vol. 15, no. 12, pp. 3736-3745, Dec.2006.
- [11] Jianhua T. and Zhiming W., "A Fast Implementation of Adaptive Histogram Equalization," in Proceedings of the 8th International Conference on Signal Processing, Beijing, 2006
- [12] K. A. Panetta, S. S. Agaian, and B. Silver, "Logarithmic transfigure coefficient Histogram, Matching with spatial equalization," presented at the SPIE Defense and Security Symp., Mar.,2005.
- [13] J. Duan, G. Qiu, "Novel Histogram Processing for Colour Image Augmentation," Third Int'l. Conf on Image and Graphics 2004, pp. 55- 58, Dec 2004.
- [14] J. Tang, E. Peli and J. Kim, "Image Augmentation in the JPEG Domain for People with Vision Impairment," IEEE Trans. on Biomedical Engineering, 51(11), pp. 2013- 2023, Nov. 2004.
- [15] Z. Wu, Q. Wang, K. Huang, "Color Image Augmentation and Evaluation Algorithm Based on Human Visual System," IEEE ICASSP 2004, vol. 3, pp. iii - 721- 4, May2004.
- [16] J. M. Morel, B. Coll, and A. Buades, "A review of image denoising algorithms, with a new one," Multisc. Model. Simulat., vol. 4, no. 2, pp. 490.530,2005.
- [17] P. Vanderqheynst and G. Monaci, "Learning structured dictionaries for image representation," in Proc. IEEE Int. conf. Image Process., pp. 2351-2354, Oct.2004.
- [18] C. A. Murthy and S. K. Naik, "Hue-Preserving Color Image Augmentation Without Gamut Problem," IEEE Trans. on Image Processing, 12(12), pp. 1591-1598, Dec.2003.
- [19] Scott Acton, Eli Peli, and Jinshan Tang, "Image Augmentation Using a Contrast Mensuration in the Compressed Domain," IEEE Signal Processing Letters, vol. 10(10), Oct. 2003.
- [20] S Kumar and D. Singh, Energy and exergy analysis of active solar stills using compound parabolic concentrator, International Research Journal of Engineering and Technology (IRJET), 6 (2019) 12.
- [21] R. Shanker, D. Singh, D. B. Singh "Performance analysis of C.I. engine using biodiesel fuel bymodifying injection timing and injection pressure" International Research Journal of Engineering and Technology(IRJET) 6 (2019) 12.
- [22] A. K. Anup and D. Singh, FEA analysis of refrigerator compartment for optimizing thermal efficiency, International Journal of Mechanical and Production Engineering Research and Development, 10 (2020) 3, 3951-3972.



- [23] Kumar and D. Singh, Optimizing thermal behavior of compact heat exchanger, International Journal of Mechanical and Production Engineering Research and Development, 10 (2020) 3, 8113-8130.
- [24] Dharamveer and Samsher, Comparative analyses energy matrices and enviro-economics for active and passive solar still, materialstoday: proceedings, (2020).
- [25] Dharamveer, Samsher, Anil Kumar, Analytical study of Nth identical photovoltaic thermal (PVT) compound parabolic concentrator (CPC) active double slope solar distiller with helical coiled heat exchanger using C₆₀O Nanoparticles, Desalination and water treatment, 233 (2021) 30-51,
- [26] Dharamveer, Samsher, Anil Kumar, Performance analysis of N-identical PVT-CPC collectors an active single slope solar distiller with a helically coiled heat exchanger using CuO nanoparticles, Water supply, October 2021, SCI-E Index, IWA Publication. I.F 1.275,
- [27] Manis Kumar and Dharamveer Singh, Comparative analysis of single phase microchannel for heat flow Experimental and using CFD, International Journal of Research in Engineering and Science (IJRES), 10 (2022) 03, 44-58.
- [28] C. A. Murthy and S. K. Naik, "Hue-Preserving Color Image Augmentation Without Gamut Problem," IEEE Trans. on Image Processing, 12(12), pp. 1591-1598, Dec.2003.
- [29] RahmanRamli and Soong Der Chen, "Minimum Mean Brightness Error Bi- Histogram Equalization in Contrast Augmentation", IEEE Transactions on Consumer Electronics, Vol. 49, No. 4, pp.1310-1319, 2003.
- [30] Chen D. and Ramli R., "Contrast Augmentation Using Recursive Mean-Separate Histogram Equalization for Scalable Brightness Preservation", IEEE Transactions on Consumer Electronics, Vol. 49, No. 4, pp.1301-1309,2003.
- [31] C. Munteanu, A. Rosa, "Evolutionary image augmentation with user behavior modeling," ACM SIGAPP Applied Computing Review, vol. 9, no. 1, pp. 8-14,2001.
- [32] J. Alex Stark, "Adaptive image contrast augmentation using generalizations of histogram equalization" IEEE Trans. Imag. Proc., vol.9, No.5, pp. 889-896, May.2000.
- [33] Rafael C.Gonzalis,Woods, "Digital image processing", Edition wesley.an imprint of pearson education, 1st edition, 2000.
- [34] D. Donoho, E. Cands, and J. Starck, "The curvelet transfigure for imagedenoising,"IEEE Transactions on image processing, 11 (2000), pp. 670-684
- [35] I. Pitas and M. Pappas, "Digital color restoration of old paintings," IEEE Trans. Image Process. 9 (2) (2000) 291-294



10.22214/IJRASET



45.98



IMPACT FACTOR:
7.129



IMPACT FACTOR:
7.429



INTERNATIONAL JOURNAL FOR RESEARCH

IN APPLIED SCIENCE & ENGINEERING TECHNOLOGY

Call : 08813907089  (24*7 Support on Whatsapp)