



# **iJRASET**

International Journal For Research in  
Applied Science and Engineering Technology



---

# **INTERNATIONAL JOURNAL FOR RESEARCH**

IN APPLIED SCIENCE & ENGINEERING TECHNOLOGY

---

**Volume: 12    Issue: IV    Month of publication: April 2024**

**DOI: <https://doi.org/10.22214/ijraset.2024.61250>**

**[www.ijraset.com](http://www.ijraset.com)**

**Call:  08813907089**

**E-mail ID: [ijraset@gmail.com](mailto:ijraset@gmail.com)**

# “Online Training and Placement System”

Ms. Supriya B. Chandanshive<sup>1</sup>, Ms. Gayatri S. Survase<sup>2</sup>, Ms. Shubhangi B. Yeware<sup>3</sup>, Ms. Vaishnavi B. Kale<sup>4</sup>, Prof. Sachin D. Pandhare<sup>5</sup>

<sup>1, 2, 3, 4</sup> Student, <sup>5</sup>Assistant Professor, Department of Computer Science and Engineering, SMSMPITR, Akulj, Maharashtra, India

**Abstract:** This system makes it very easy for students to register, and the placement officer can easily access their information. This system enables eligible students to easily get admission. The number of students who have been placed will be shown through various articles. This system helps the college keep records of current and past student registrations. The placement officer prepares schedules for all placement-related activities. The company provides a list of eligible students who are automatically notified. Students, TNP employees, and TPOs receive the necessary information. All students who have registered are eligible for this system

**Keywords:** Web-based Application, User Module, Admin Module, URL Integration, Student Profiles, Database Management, User Interface Design, HTML, CSS, JavaScript, PHP and MySQL

## I. INTRODUCTION

In modern society, everyone goes to look for a job after completing their studies. It has become a necessity for employment all over the world. To simplify this entire hectic process, we have proposed an online training and placement system that ensures coordination between students and companies, as the previous system was completely manual. In our offer, you can save time and money thanks to the web application. We may collect and obtain information about all college students according to criteria established by the company. There are management and TPO models. Administrators have full access to the system. Students can basically upload resumes and download manager and company resources. Companies can register and display their placement criteria.

## II. LITERATURE SURVEY

"A Concise study on Placement Management System": A Survey" by Alfia Banu, Dr. Manju Bargavi S.K, It is a web-based application designed in a windows platform for the placement department of the college in order to provide the details of its students in a database for the companies to their process of recruitment provided with proper login credentials. [1]

"E-Training and placement System" by Samrudhi Padwal, Samruddhi Ghorpade. This application can be used for the Training and placement cell of the college to manage the student information regarding placement. Students will be able to view eligibility criteria based on their percentage for the up-coming placement drives and they can access technical and Questions regarding particular company. [2]

"Online Training and Placement System" by Mulla Kajal, Mahadakh Awanti(2016): This survey paper provides automates activities of Training and placement cell and place the best coordination between student. It provides student community to use collective intelligence to increase selection ratio and eases out process of creation of management information automatically. [3]

"Web Based Information System for Training and Recruitment at Industry" by Shubhangi Chaware, Kishor Kshirsagar, Gajanan Bankar and their team(2020): This application manages the placement activities and every college and students get notified if any placement related activity happens in one college. [4]

"Web Portal for Training and Placement Cell" by Shital K. Patil, Sakshi S. Thombare, Rasika R. Wadhonkar, Sonal R. Wankhade (2022): This portal is accessed and impressively used within the organization with correct login credentials. This portal is used by the Training and Placement Officer (TPO) of the college to maintain the student information with regard to the campus hiring. [5]

## III. FLOW CHART FOR SYSTEM

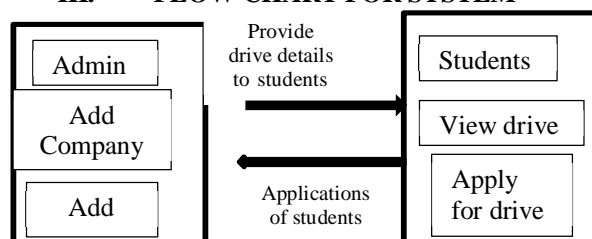
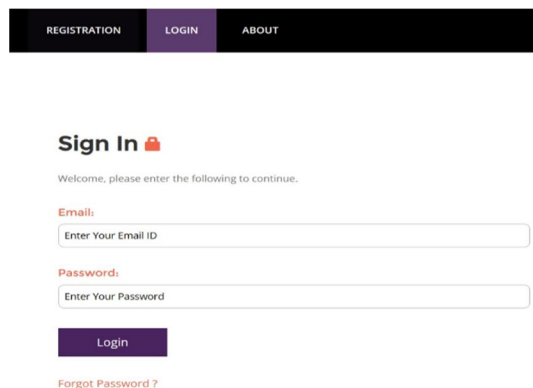


Fig. System Flow Chart

### A. Related Work

"Online Training and Placement System streamlines the process of student recruitment and placement by providing a digital platform for universities and colleges.

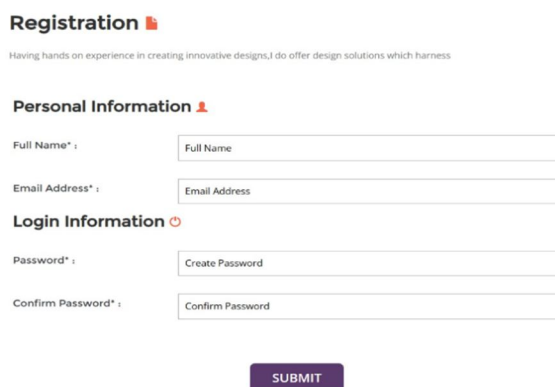
- 1) *Login Page*: This Page is for logging into the system. If you are a new user firstly you have to register to the system. Login requires username and password.



The screenshot shows the login page of the system. At the top, there is a navigation bar with three links: REGISTRATION, LOGIN, and ABOUT. The main heading is "Sign In" with a lock icon. Below the heading, there is a welcome message: "Welcome, please enter the following to continue." There are two input fields: "Email:" with the placeholder "Enter Your Email ID" and "Password:" with the placeholder "Enter Your Password". Below these fields is a "Login" button. At the bottom, there is a link for "Forgot Password?".

Fig. Login page

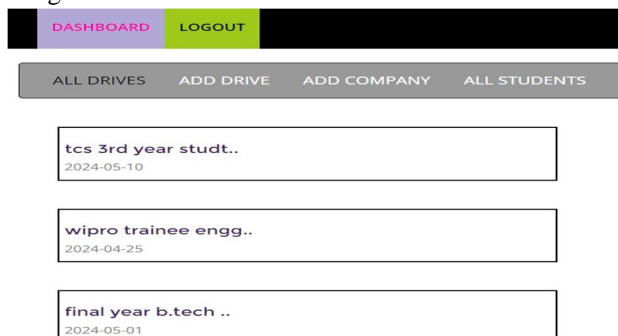
- 2) *Registration Activity*: Registration is the first step before entering into the system. User needs to register himself before entering into the system.



The screenshot shows the registration page. At the top, there is a heading "Registration" with a person icon. Below the heading, there is a tagline: "Having hands on experience in creating innovative designs, I do offer design solutions which harness". The page is divided into two sections: "Personal Information" and "Login Information". Under "Personal Information", there are two input fields: "Full Name\*" and "Email Address\*". Under "Login Information", there are two input fields: "Password\*" and "Confirm Password\*". At the bottom, there is a "SUBMIT" button.

Fig. Registration Page

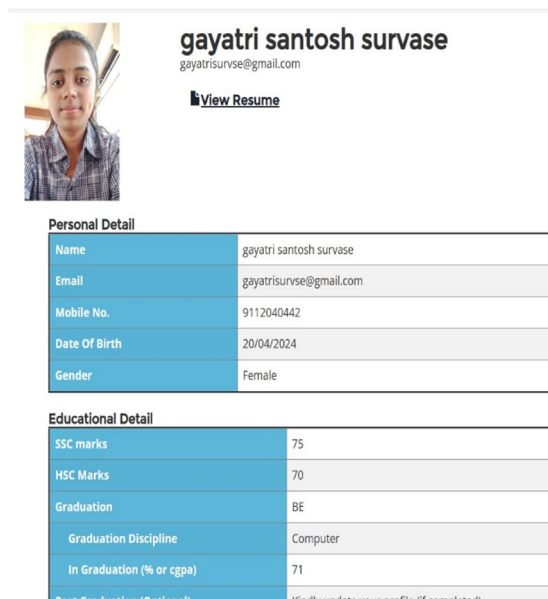
- 3) *Dashboard Activity*: Users can easily access information such as upcoming drives, add new drives to the system, add new companies, and view details of all registered students.



The screenshot shows the dashboard activity. At the top, there is a navigation bar with two links: DASHBOARD and LOGOUT. Below the navigation bar, there is a row of four links: ALL DRIVES, ADD DRIVE, ADD COMPANY, and ALL STUDENTS. Below these links, there are three cards representing different drives. The first card is titled "tcs 3rd year studt.." with a date of "2024-05-10". The second card is titled "wipro trainee engg.." with a date of "2024-04-25". The third card is titled "final year b.tech .." with a date of "2024-05-01".

Fig. Dashboard Activity

- 4) **Profile Activity:** It includes login frequency, pages visited, content viewed, and actions taken within the platform. This data helps track user behavior, preferences, and patterns, enabling personalized experiences and informed decision-making for project optimization."



**gayatri santosh survase**  
gayatrisurvase@gmail.com  
[View Resume](#)

Personal Detail	
Name	gayatri santosh survase
Email	gayatrisurvase@gmail.com
Mobile No.	9112040442
Date Of Birth	20/04/2024
Gender	Female

Educational Detail	
SSC marks	75
HSC Marks	70
Graduation	BE
Graduation Discipline	Computer
In Graduation (% or cgpa)	71
Post Graduation (Optional)	Kindly update your profile (if completed)

Fig. Profile Activity

- 5) **Company Detail:** This section serves as a comprehensive database of companies participating in placement activities, allowing users to access key details at a glance.

**Company Detail**

Name	<input type="text"/>
Branch	<input type="text"/>
URL	<input type="text"/>

[Save](#)

**Companies:**




<b>INFOSYS</b>  Branch: pune URL: <a href="https://www.infosys.com/">https://www.infosys.com/</a>
<b>Wipro</b>  Branch: Mumbai URL: <a href="https://www.wipro.com/en-IN/">https://www.wipro.com/en-IN/</a>
<b>TCS</b>  Branch: pune URL: <a href="https://www.tcs.com/">https://www.tcs.com/</a>

Fig. Company Details

#### IV. CONCLUSION AND FUTURE SCOPE

In conclusion, he can successfully log in and register with the authorized person. In our system, administrators can check the list of eligible students according to the criteria set by the company and can successfully update the information at any time. Our system is secure and user-friendly in all modules. The main goal in developing this site was to minimize the possibility of manual errors. Looking to the future, we can say that there are opportunities to further nurture this generation. You can reduce data maintenance by hosting your systems in the cloud. Apart from the engineering field, other fields like medicine, science, etc. can also use the system with some modifications for educational and employment purposes.



## REFERENCES

- [1] "A Concise study on Placement Management System": A Survey" by Alfia Banu , Dr.Manju Bargavi S.K(2022)
- [2] " E-Training and placement System" by Samrudhi Padwal, Samruddhi Ghorpade, Manasi Patil, Shraddha Biraje, Sapana Salunkhe (2022)
- [3] "Online Training and Placement System" by Mulla Kajal Mhahadak Awanti, Pandharpatte Sonali,Kalantre Rashmi,Bansode Swapnali(2016)
- [4] " Web Based Information System for Training and Recruitment at Industry " by Shubhangi Chaware ,Kishor Kshirsagar,Gajanan Bankar and their team(2020)
- [5] " Web Portal for Training and Placement Cell " by Shital K. Patil, Sakshi S. Thombare, Rasika R. Wadhonkar, Sonal R. Wankhade(2022)
- [6] <https://www.codeproject.com/>





10.22214/IJRASET



45.98



IMPACT FACTOR:  
7.129



IMPACT FACTOR:  
7.429



# INTERNATIONAL JOURNAL FOR RESEARCH

IN APPLIED SCIENCE & ENGINEERING TECHNOLOGY

Call : 08813907089  (24\*7 Support on Whatsapp)