



# **iJRASET**

International Journal For Research in  
Applied Science and Engineering Technology



---

# **INTERNATIONAL JOURNAL FOR RESEARCH**

IN APPLIED SCIENCE & ENGINEERING TECHNOLOGY

---

**Volume: 11      Issue: VIII      Month of publication: Aug 2023**

**DOI: <https://doi.org/10.22214/ijraset.2023.55467>**

**[www.ijraset.com](http://www.ijraset.com)**

**Call:  08813907089**

**E-mail ID: [ijraset@gmail.com](mailto:ijraset@gmail.com)**

# Patch Sensor and Wireless Body Area Network for Disease Detection in Human Body: A Comprehensive Survey

Aniruddh Mali<sup>1</sup>, Dr. Nirali Shah<sup>2</sup>, Dharmendrakumar Patel<sup>3</sup>

Electronics and Communication Engineering, Monark University

**Abstract:** *This research paper highlights the advancements and applications of Patch Sensor and WBAN, presenting a comprehensive overview of their potential to revolutionise patient care and health management. Fitness wearables that track the personal health status have become very popular in the past years. Sensor industry wants to integrate technological advances into products for the consumer market. Sensors can be embedded in smart clothing to collect physiological data in an unobtrusive way. The integration of patch sensors with Wireless Body Area Network (WBAN) technology has emerged as a transformative approach in healthcare and medical monitoring. Patch sensors are thin, flexible devices that adhere to the skin, capable of collecting vital physiological data, such as heart rate, temperature, respiratory rate, and motion, with exceptional accuracy and non-invasiveness. When combined with WBAN, which facilitates seamless communication between wearable sensors and a central monitoring system, real-time health data can be efficiently transmitted, analysed, and acted upon. The integration of Patch Sensor and WBAN has unlocked numerous applications, including continuous remote patient monitoring, early disease detection, and personalised healthcare. Its deployment in chronic disease management allows healthcare professionals to access patients' data remotely, enabling timely interventions and reducing hospital readmissions. Moreover, athletes and fitness enthusiasts can benefit from performance optimization, injury prevention, and recovery tracking through this technology.*

**Keywords:** Patch Sensor, WBAN, Non-invasive, Disease detection, Physiological data

## I. INTRODUCTION

The integration of Patch Sensor and Wireless Body Area Network (WBAN) technology has emerged as a significant breakthrough in the field of disease detection, offering unprecedented possibilities for early diagnosis, continuous monitoring, and timely interventions. With the ever-increasing burden of chronic diseases and the quest for improved healthcare outcomes, the significance of utilising Patch Sensor and WBAN cannot be overstated. Traditional disease detection methods often rely on intermittent and sporadic data collection, limiting the ability to capture dynamic changes in a patient's health status. In contrast, Patch Sensor technology provides a non-invasive and unobtrusive means of continuously monitoring vital physiological parameters. These thin, flexible devices adhere to the skin, enabling seamless and real-time data acquisition, thereby presenting a unique opportunity to monitor health parameters in a more holistic and comprehensive manner.

The seamless integration of Patch Sensor technology with WBAN further enhances its potential. WBAN facilitates the seamless communication and synchronisation of multiple wearable sensors to a central monitoring system, offering healthcare professionals access to a wealth of real-time data from patients regardless of their location. This connectivity empowers medical practitioners to remotely monitor patients and promptly intervene in critical situations, ultimately leading to improved patient outcomes and a reduction in healthcare costs. The applications of Patch Sensor and WBAN in disease detection are diverse and far-reaching. From cardiovascular diseases and respiratory disorders to chronic illnesses like diabetes and hypertension, these technologies provide a means for early detection, accurate diagnosis, and personalised treatment plans. Additionally, they offer opportunities for precise and continuous monitoring of neurological disorders, enabling the timely adjustment of treatment strategies and improving the quality of life for patients suffering from such conditions.

As this field continues to evolve, it also presents challenges that require careful consideration. Issues related to data security, interoperability, and power efficiency must be addressed to ensure the widespread adoption and success of Patch Sensor and WBAN technology in disease detection. Ethical considerations, such as maintaining patient privacy and obtaining informed consent, are also paramount in safeguarding patient rights and trust in healthcare.

In this research survey, we found the significance of Patch Sensor and WBAN in disease detection lies in their ability to revolutionise healthcare practices by offering continuous and real-time monitoring of vital health parameters. By facilitating early diagnosis, timely interventions, and personalised treatment plans, these technologies have the potential to transform disease management, enhance patient outcomes, and pave the way for a more efficient and patient-centric healthcare system.

## II. PATCH SENSOR TECHNOLOGY

Patch sensor devices, also known as wearable sensors or skin-mounted sensors, are thin, flexible, and lightweight electronic devices designed to be adhered directly to the skin. These devices have gained significant attention in various fields, especially in healthcare, fitness monitoring, and medical research, due to their non-invasive nature and ability to collect real-time physiological data.

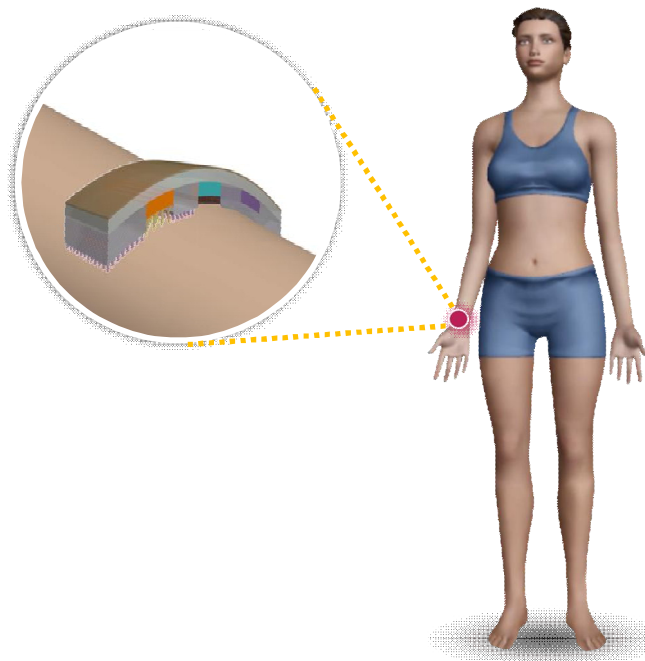


Fig. 1 Closed Loop Healthcare

Fig. 1 shows an illustration of how patch sensor can be placed on certain part of human body. The following is an overview of patch sensor devices and their functionalities:

### A. Form Factor and Construction

Patch sensors are typically designed to be unobtrusive and comfortable for the wearer. They are usually made of flexible materials such as silicones or polymers, allowing them to conform to the contours of the skin without causing discomfort. The patch form factor enables easy application and removal, making them suitable for long-term wear and continuous monitoring.

### B. Physiological Parameter Monitoring

Patch sensor devices are capable of monitoring a wide range of physiological parameters, providing valuable insights into an individual's health status. Some common parameters monitored by patch sensors include:

- 1) *Heart Rate*: These sensors can measure the heart's electrical activity (electrocardiogram or ECG) or pulse rate optically using photo plethysmography (PPG) technology.
- 2) *Temperature*: Patch sensors can assess body temperature variations, aiding in detecting fever or changes in thermal patterns.
- 3) *Respiration Rate*: Some patches are equipped with sensors that detect chest movements or airflow, enabling accurate measurement of respiration rate.
- 4) *Motion and Activity*: Accelerometers and gyroscopes integrated into patch sensors can track movement, gait, and activity levels, vital for fitness monitoring and rehabilitation.

### C. Data Collection and Transmission

Patch sensors are equipped with miniature electronic components, including microprocessors, memory storage, and wireless communication modules. They collect data from the sensors continuously and store it locally or transmit it wirelessly to a central hub, smartphone, or other compatible devices through Bluetooth, Wi-Fi, or other communication protocols.

### D. Long-Term Monitoring

One of the significant advantages of patch sensors is their ability to provide continuous and long-term monitoring of physiological parameters. This is particularly valuable for chronic disease management, sleep studies, and other situations where intermittent measurements may not capture critical fluctuations in health indicators.

### E. Real-Time Feedback and Alerts

Some advanced patch sensors can offer real-time feedback to the wearer, such as displaying heart rate, activity levels, or other relevant data directly on the device or via a connected mobile app. Additionally, they can trigger alerts or notifications when predefined thresholds or abnormal patterns are detected, allowing for prompt medical attention or intervention.

### F. Research and Clinical Applications

Patch sensor devices have found applications in various fields, including healthcare, sports, and medical research. They are used in clinical trials to collect real-world data, monitor patients' responses to treatments, and aid in disease management. In sports and fitness, patch sensors assist athletes in optimising performance and minimising injuries through precise monitoring of vital parameters during training and competitions. Overall, patch sensor devices represent a versatile and promising technology, offering a non-invasive and continuous means to monitor physiological data, which holds great potential for improving healthcare outcomes and enhancing our understanding of the human body.

## III. WIRELESS BODY AREA NETWORK (WBAN)

A Wireless Body Area Network (WBAN) is a specialised type of wireless network that consists of multiple wearable sensor nodes placed on or around the human body to collect physiological data. These sensors communicate with each other and a central monitoring system, enabling continuous health monitoring and data transmission.

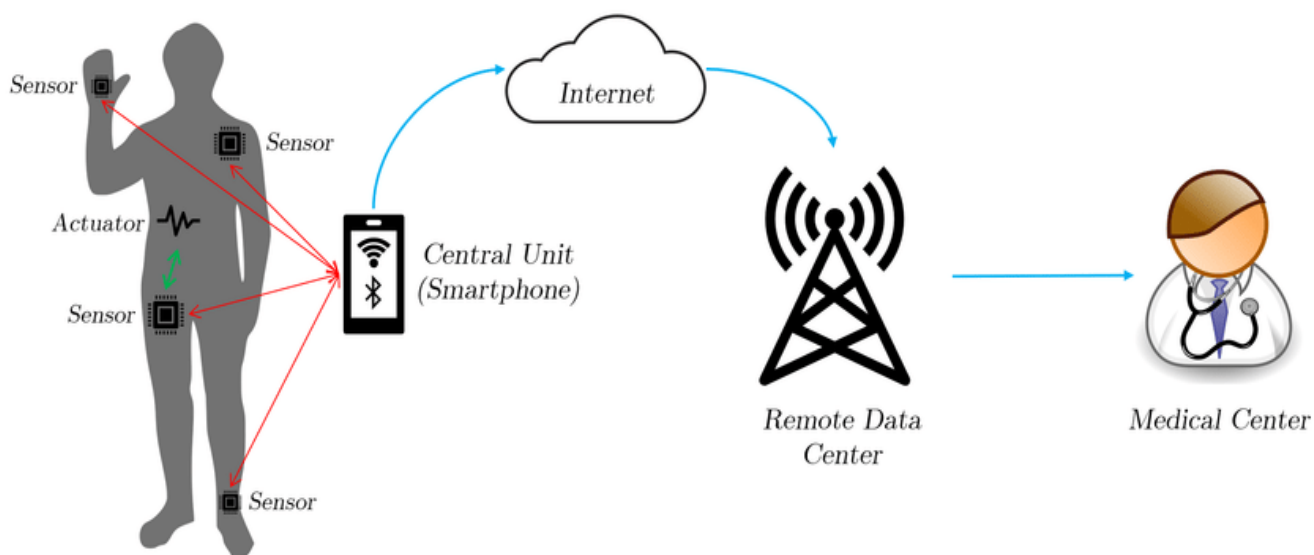


Fig. 2 An example of WBAN

Fig. 2 shows an example of WBAN architecture with sensor integration with central unit, remote data centre and medical center.



The WBAN architecture typically includes the following components:

- 1) *Wearable Sensors*: These are the individual sensor nodes, such as patch sensors, smartwatches, or fitness bands, placed on the body to measure various physiological parameters.
- 2) *Personal Hub/Coordinator*: It acts as a central node that collects data from all the wearable sensors in the WBAN. It can be a smartphone, smart gateway, or a dedicated device responsible for data aggregation and transmission.
- 3) *Data Transmission and Security Considerations*: Data transmission in a WBAN involves sending sensitive health information wirelessly from the wearable sensors to the personal hub or central monitoring system. To ensure data integrity, privacy, and security, several considerations are crucial.
- 4) *Interoperability and Integration with Healthcare Systems*: Interoperability is a critical aspect of WBANs, especially in the healthcare domain, where data needs to be integrated seamlessly into existing healthcare systems. Several standards and frameworks promote interoperability.
- 5) *Disease Detection Applications*: Patch sensors and Wireless Body Area Network (WBAN) technology have found numerous disease detection applications across various medical fields. Their non-invasive and continuous monitoring capabilities make them valuable tools in early diagnosis, disease management, and patient care. Some of the notable disease detection applications of patch sensors and WBAN include:
  - a) *Cardiovascular Diseases*
    - *ECG Monitoring*: Patch sensors equipped with electrocardiogram (ECG) electrodes can continuously monitor heart electrical activity, aiding in the detection of arrhythmias, heart rate abnormalities, and ischemic events.
    - *Blood Pressure Monitoring*: WBANs integrated with blood pressure sensors enable regular blood pressure tracking, crucial for the early diagnosis and management of hypertension.
  - b) *Respiratory Disorders*
    - *Asthma Management*: WBANs equipped with respiratory rate and motion sensors assist in monitoring asthma patients' breathing patterns and detecting early signs of exacerbations.
    - *Sleep Apnoea Detection*: Patch sensors that measure respiration rate and oxygen saturation can help identify sleep apnea episodes and assess their severity.
  - c) *Diabetes Management*
    - *Continuous Glucose Monitoring (CGM)*: Patch sensors with glucose monitoring capabilities enable real-time tracking of glucose levels, offering valuable insights for diabetes management and insulin adjustments.
  - d) *Neurological Disorders*
    - *Epilepsy Monitoring*: WBANs with accelerometers and electroencephalogram (EEG) sensors help monitor seizure activity in epilepsy patients, providing critical data for treatment optimization.
    - *Parkinson's Disease Management*: Patch sensors can be used to track movement and tremor patterns in Parkinson's patients, aiding in symptom assessment and treatment adjustments.
  - e) *Skin Disorders and Wound Monitoring*
    - *Dermatological Conditions*: Patch sensors can monitor skin temperature, moisture, and other parameters, helping dermatologists diagnose skin conditions and assess treatment efficacy.
    - *Wound Healing*: WBANs with moisture and temperature sensors facilitate continuous monitoring of wound healing progress, allowing for timely intervention and better wound care.
  - f) *Infectious Disease Monitoring*
    - *Fever Detection*: Patch sensors equipped with temperature sensors can help detect fever, which is often an early symptom of various infectious diseases.
  - g) *Early Disease Detection and Prevention*
    - *Health Screenings*: WBANs used in health screenings and population health studies allow for the early detection of risk factors and chronic diseases, enabling timely interventions and preventive measures.

#### h) Sports and Performance Monitoring

- **Athlete Health and Performance:** Patch sensors and WBANs are utilised in sports medicine to monitor athletes' vital signs, hydration levels, and physical performance during training and competitions.

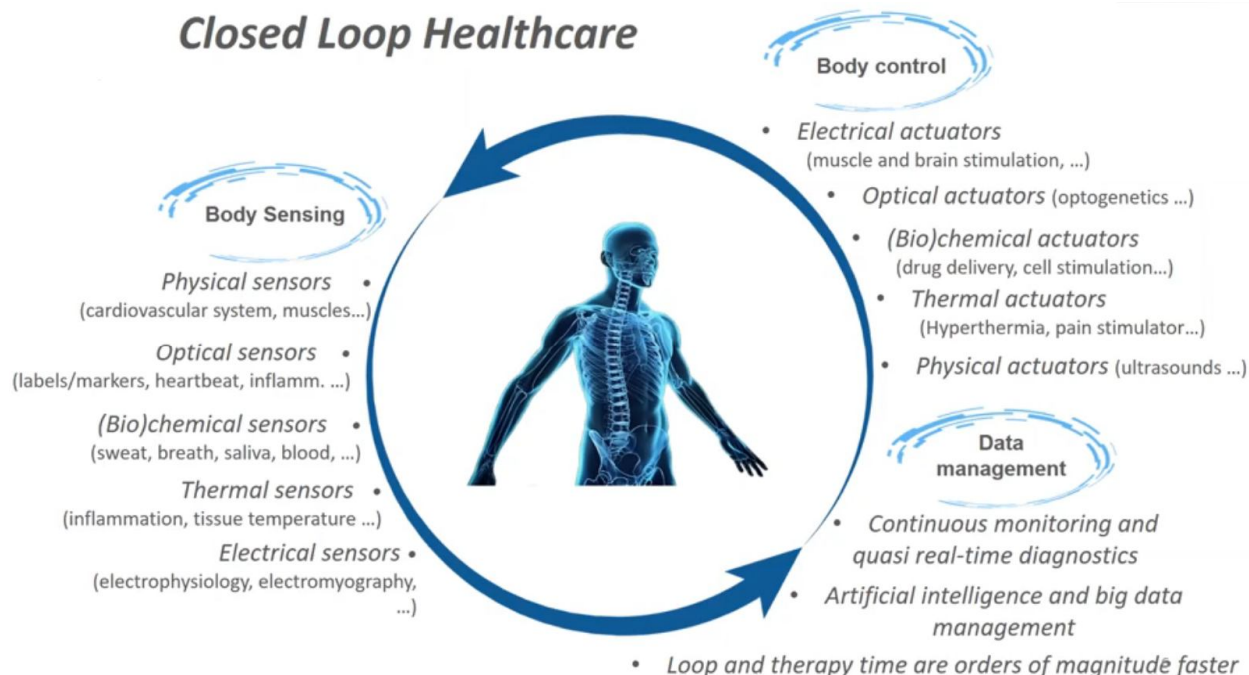


Fig. 3 Closed Loop Healthcare

Fig. 3 shows significance of closed loop healthcare system, which is in practice now days. Patch sensor and WBAN both can play a significant role to transform current healthcare system into smart and robust with innovative tech solutions. The continuous data collection and real-time monitoring capabilities of patch sensors and WBANs enable healthcare professionals to make informed decisions, tailor treatments, and provide personalised care. By facilitating early detection and proactive disease management, these technologies contribute to improved patient outcomes, reduced hospitalizations, and enhanced overall quality of life.

#### IV. CONCLUSIONS

Patch sensor and WBAN technology deployment in disease detection has a huge potential in improving healthcare outcomes and revolutionising disease management. By providing continuous and real-time data, these technologies enable healthcare professionals to make timely and informed decisions, leading to improved patient outcomes, reduced healthcare costs, and better disease management overall. As technology continues to advance, the scope of these applications is likely to expand, further enhancing the impact of patch sensor and WBAN deployment in healthcare.

#### V. ACKNOWLEDGMENT

I would like to thank my primary supervisor, Dr. Nirali Shah for their guidance, support, and encouragement throughout the entire process for doing this survey. Their mentorship and expertise were invaluable in helping us to shape the direction of our research and to bring our ideas to fruition. I would also like to express my gratitude to the members of our research team, who provided valuable input, insights, and assistance at every stage of the survey. I would also like to thank the organizations and individuals who provided all possible support for this survey.

#### REFERENCES

- [1] Anne-Katrin Witte, Rüdiger Zarnekow "Transforming Personal Healthcare through Technology - A Systematic Literature Review of Wearable Sensors for Medical Application" Proceedings of the 52nd Hawaii International Conference on System Sciences, 2019, pp. 3848-3857
- [2] Rahat Ali Khan et al. "The state-of-the-art wireless body area sensor networks: A survey", International Journal of Distributed Sensor Networks 2018, Vol. 14(4), pp. 1-23



- [3] Tzallas et al., "PERFORM: A System for Monitoring, Assessment and Management of Patients with Parkinson's disease," *Sensors*, vol. 14, 2014, pp. 21329–21357
- [4] J. Jijesh and Shivashankar, "Implementation of health monitoring in sensor platform for wireless body area network," 2017 2nd IEEE Int. Conf. Recent Trends Electron. Inf. Commun. Technol., 2017, pp. 1265–1270
- [5] Farella E, Pieracci A, Benini L, et al. "Interfacing human and computer with wireless body area sensor networks", the WiMoCA solution. *Multi Tool Appl* 2008; 38(3): 337–363
- [6] Yang X, Wang L and Zhang Z. "Wireless body area networks MAC protocol for energy efficiency and extending lifetime". *IEEE Sens Lett* 2018; 2(1): 1–4
- [7] Abdullah WAN, Yaakob N, Elobaid ME, et al. "Energy efficient remote healthcare monitoring using IoT: a review of trends and challenges". In: *Proceedings of the international conference on Internet of Things and cloud computing*, Cambridge, 22–23 March 2016. New York: ACM.
- [8] Niek Koenders et al, "Validation of a wireless patch sensor to monitor mobility tested in both an experimental and a hospital setup: A cross-sectional study", Published: October 25, 2018, <https://doi.org/10.1371/journal.pone.0206304>
- [9] Hyun Joo Lee et al, "A Wearable Patch Based on Flexible Porous Reduced Graphene Oxide Paper Sensor for Real-Time and Continuous Ultraviolet Radiation Monitoring", First published: 03 October 2021, <https://doi.org/10.1002/admt.202100709>
- [10] Anne-Katrin et al, "Transforming Personal Healthcare through Technology - A Systematic Literature Review of Wearable Sensors for Medical Application", *Proceedings of the 52nd Hawaii International Conference on System Sciences* 2019





10.22214/IJRASET



45.98



IMPACT FACTOR:  
7.129



IMPACT FACTOR:  
7.429



# INTERNATIONAL JOURNAL FOR RESEARCH

IN APPLIED SCIENCE & ENGINEERING TECHNOLOGY

Call : 08813907089  (24\*7 Support on Whatsapp)