



iJRASET

International Journal For Research in
Applied Science and Engineering Technology



INTERNATIONAL JOURNAL FOR RESEARCH

IN APPLIED SCIENCE & ENGINEERING TECHNOLOGY

Volume: 11 **Issue:** X **Month of publication:** October 2023

DOI: <https://doi.org/10.22214/ijraset.2023.55895>

www.ijraset.com

Call: ☎ 08813907089

E-mail ID: ijraset@gmail.com

Real-Time Stroke Disease Prediction System Based on Multiple Bio-Signals from ECG and PPG

Marati Keerthana¹, Dr. G Venkata Rami Reddy², Mr. K. Balakrishna Maruthiram³

¹Department of Information Technology, Jawaharlal Nehru Technological University

²Professor, Department of Information Technology, Jawaharlal Nehru Technological University

³Assistant Professor, Department of Information Technology, Jawaharlal Nehru Technological University

Abstract: To stop stroke illness, which as a rule prompts passing or serious loss of motion, it is essential to take solid countermeasures and track down early advance notice signs. To treat ischemic or draining strokes, thrombolytic or coagulant drugs should be given quickly. The main piece of finding support from an unbiased commission in the right case is to utilize a fanlight to search for stroke sign reactions that are going on leisurely. Various individuals have various reactions to these things. In any case, past examination has for the most part centered around how to let know if a stroke side effect is an indication of a change plan for an upsetting or quiet circumstance after a stroke has occurred or is going to occur. CT and MRI are imaging techniques used to analyze and predict future events. As well as continuously attempting to gain for a fact, these strategies have limits, for example, long examination times and high trial costs. In this survey, we attempt to duplicate a fake information based technique for foreseeing what's to come impacts of a stroke in more established individuals by utilizing multi-assumed biomarkers from an electrocardiogram (ECG) and a photoplethysmogram (PPG) similarly. We made and ran a gathering building that consolidates CNN and LSTM to make strokes stay something similar while individuals walk together. From the three ECG cathodes and the PPG pointer, the biosignals were recorded while the individual was sleeping at a model speed of 1,000 Hz per second. This was finished by the arranged technique, which considered the humility that accompanies more established individuals wearing biosignal screens. The precision of the forecasts that more established stroke patients made progressively was great.

Keywords: Electrocardiogram (ECG), photograph plethysmography (PPG), multi-modular biosignal, real-time stroke prediction, stroke disease analysis, Deep learning, Machine learning.

I. INTRODUCTION

A stroke can be either ischemic or hemorrhagic. Depending on which part of the nerve framework is affected, a stroke can be fixed by damaging one of its parts. Stroke is believed to be one of the most risky circumstances since it can create both physical and mental issues, for example, hemiparesis, discourse issues (aphasia), jumble, issue with thoughts, an uplifted feeling of mindfulness, feebleness, and even passing at times.

The top ten explanations behind deaths accounted for 55% of all deaths in 2019, according to the World Health Organization (WHO) Clarification Behind Death Reports released in December 2020. These ten explanations accounted for 55.4% of all deaths that were recorded in that year. The sometime later justification for eradication, cerebrovascular sickness, was allowed to dispose of 6,000,000 of administrative work.

As per the United Nations (UN), a maturing association is one in which 7% individuals are 65 or more established, a group is one in which 14% or a greater amount of individuals are 65 or more established, and an age conventional, magnificent aged mankind is one in which 20% or a greater amount of individuals are 65 or more seasoned. On a case by case basis, the social issues that a gathering who are changing face are now sufficiently clear to foresee potential bundles. Moody's, a general credit score office, managed a maturing judgment in 2013 and tracked down that nations with their own legislatures, like Japan, Germany, Italy, and so on, have fantastic aged supportive regulations and over 20% more established residents. Research shows that by 2030, 34 nations will have arrived at an elevated degree of culture.

Generally speaking, the patient's age and the location of the stroke can affect measurements and health. A study on stroke incidence showed that 65% of stroke patients were over 65 years old. Despite these cultural issues, the number of strokes and syncope episodes may become a major economic and social problem.

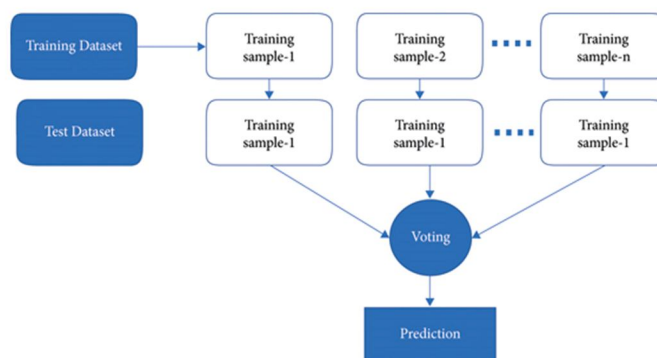


Fig.1: Example figure

A clinical group's cerebrum signs and severity data are used to determine whether someone has had a heart attack, also known as a cerebrovascular infection [6, 10-12]. The most widely recognized tests used to analyze a stroke are a MRI and a CT sweep of the cerebrum. Nonetheless, various figures have shown that biosignals, for example, front facing bark waves, impact episode, and ECG, can likewise be utilized to analyze and treat stroke issues [13-15]. Likewise, single photon release enlisted tomography (SPECT), ultrasound, thinking carefully angiography, and ultrasonography are assisting with tracking down the main sources of strokes. In any case, CT and MRI have their cutoff points with regards to judging and sorting out what's happening. This is a result of how delicate individuals are to things like the kickoff of a separation master cure, the spread of data, and nervousness brought about by living alone or inside for quite a while. Clinical stick destruction since master, fair news and realities that can't be contended with is significant on the grounds that experimental outcomes can be off-base.

II. LITERATURE REVIEW

A. Autonomic dysfunction in acute ischemic stroke: An underexplored therapeutic area?:

Individuals who have had a significant ischemic stroke generally have restricted parasympathetic capability, which appears as an inclination to think prior to acting. This survey shows the most ideal way to gauge autonomic brokenness in individuals who have suffered a heart attack. It takes a gander at the connection between ischemic stroke-caused harshness on a superficial level and parts that are connected to other terrible impacts, for example, soul issues, changes in circulatory strain, high glucose, safe gloom, inconvenience resting, thrombotic impacts, and undermining edema. Despite the fact that there is confirmation that it has been felt that a specific bark assumes a major part in diminishing sympathovagal abnormality, very little is had some significant awareness of the significant subtleties of this assistance or that of various bits of knowledge. However, insane overactivity is an ominous indication of the things that can prompt an ischemic stroke. A review shows that guiding medications to bring down speculation risk or adding parasympathetic improvement are probably going to help.

B. Diagnosis and management of acute ischemic stroke: Speed is critical

Everywhere on the planet, stroke is the leading cause of death. 1 When everything is taken into account, the estimated 62 000 strokes that occur on a regular basis in Canada do have an effect, and the reiteration rates improve with age. One in four people will suffer a recognizable stroke by the age of 80, while the likelihood of suffering a tranquil stroke, also known as a "quiet stroke," is much higher, at 100 percent. Stroke, which also has an impact on society, has a significant impact on the general population as well as the economy, and its treatment costs Canada \$3 billion annually. 2 A severe cardiovascular breakdown infection and a serious stroke share a few similarities. We take a gander at the results and conditions of a super ischemic stroke to those of a profound cardiovascular breakdown tainting to show how quickly wiping out a blockage in a vein can improve and return standard circulatory system. For this falsehood survey, official standards have been supplanted by a survey of what is fair and sensible (Box 1).

C. Long sleep duration and risk of ischemic stroke and hemorrhagic stroke: The Kailuan prospective study:

The aim of this study was to examine the location of the association from two different perspectives: distance to resting place and ischemic and hemorrhagic strokes in the neighboring population.95,023 Chinese people who didn't take a capability test said they liked the stream test as part of the action review from 2006 to 2007.

To determine the duration of rest, stroke hazard ratios (HRs), confidence intervals (CIs), and Cox difference occasions models are utilized. During 7.9 normal impact periods, 3,135 people experienced cardiovascular breakdown, which was followed by 2,504 ischemic strokes and 631 hemorrhagic strokes. When 6 to 8 hours of sleep in the evening were added together for the reference bundle, the 95% probability of having a stroke was 1.29 for everyone who said they slept between 6 and 8 hours (1.01 and 1.64). Rest failure remains a reliable cause of stroke to date (HR 1.47; 95% CI 1.05-2.07). Only women who regularly rested for more than 8 hours were at risk for hemorrhagic stroke (HR 3.58; all in all, that's not quite the same as instructing people to rest for 6 to 8 hours, which leaves them exhausted every day of the week). . 95% CI: 1.28–10.06). This study suggests that taking advantage of opportunities to rest could be a sign of a serious stroke, especially in the past. Recent research shows that women are more likely to have a stroke due to exhaustion if they rest too much.

D. An elderly health monitoring system using machine learning and in-depth analysis techniques on the NIH stroke scale

Hardship infringement and the board's utilization of various non-profound learning techniques and connections are hotly debated issues right now in view of how rapidly individuals are turning out to be more imaginative and how much interest there is in non-close to home thoughts.

In rich nations and the past, cerebrovascular illness, which incorporates stroke, was an exceptionally risky sickness with high passing rates and enduring mental and actual impacts. Since they differ about how to invest their energy and cash, these stroke issues have obliterating impacts. Using the National Institutes of Health Stroke Scale (NIHSS), we demonstrate an efficient method for detecting and predicting stroke severity over time in people over 65 years of age. We likewise utilize the C4.5 goal backwoods gauges, which is a method for finding realities and sort out how quick PC-based data moves close. ML expectations known as C4.5 decision boards give all the more wherever appraisals of fundamental standards for figuring out discourse and killing. In summary, this study demonstrates that the C4.5 decision tree strategy provides significantly less benefit in predicting stroke risk, determining stroke severity, and increasing NIHSS benefit. The model is arranged to handle only 13 of the 18 parts of the travel scale, including age, to show that support or two things work together faster and more accurately in changes. first plans. Utilizing the C4.5 decision sapling computation, the technique has an all out exactness of 91.11 percent, which makes organization more powerful and abbreviates the patient's NIH stroke scale sum time.

E. Effective anti-aging strategies in an era of super-aging

Countries with their own state-run administrations are dealing with the challenges that come with a growing population as birth rates have decreased and medical advancements have extended people's lifespans. A gathering of five to something Koreans and 65 others attempt to characterize a very much educated bunch, like the Unified Countries. Since ladies live longer than men, ladies with more experience are taller than men with more experience. This study expects to track down valuable ways of utilizing isoflavones, which are made to carry on like estrogen and can be utilized to find viable enemy of maturing drugs so ladies can live to an advanced age in a sound manner.

III. METHODOLOGY

Since strokes generally kill or severely impair the individual who has them, it is essential to detect advance notice signs early and do whatever it takes to stay away from them. For ischemic or draining strokes, thrombolytic or coagulant medications ought to be given quickly. The main move toward getting talented consideration from an expert office inside the ideal opportunity window is gradually seeing the incidental effects that can pave the way to a stroke. Everybody views these side effects as exceptionally fascinating.

All things being equal, past examination has shown that making significant or irrelevant plans after a stroke is superior to searching for open stroke signs. Focus is on methods such as computed tomography (CT) and magnetic resonance imaging (MRI), which are widely used in ongoing testing to determine the condition of stroke patients and generate informed hypotheses about treatment options. As well as attempting to answer the issue at the same time or at the same time, these strategies have limits, for example, long trial times and high examination costs.

A. Disadvantages

- 1) Not exclusively are these plans hard to sort out all along, yet they are additionally inclined to things like long investigation courses of occasions and high trial costs.

- 2) Utilizing powerfully taken multi-determined electrocardiogram (ECG) and photoplethysmography (PPG) biosigns, we present a ML-found technique for reasonably ascertaining out stroke prescient junior assets in the norm. We constructed and tried a gathering establishment that utilizes CNN and LSTM to foresee the gamble of having a stroke while strolling. The arranged strategy takes a gander at how helpful it would be for additional steady occupants to wear biosignal sensors. From the three ends of the ECG and the PPG idea, biosignals were recorded at a model speed of 1,000 Hz per second.

B. Advantages

- 1) The more established stroke patients' consistent evaluations did well as far as exactness and how well they worked.
- 2) It has been demonstrated that post-stroke patient's discretionary effects can be predicted with greater than 90% accuracy using ECG and PPG during ambulation alone.

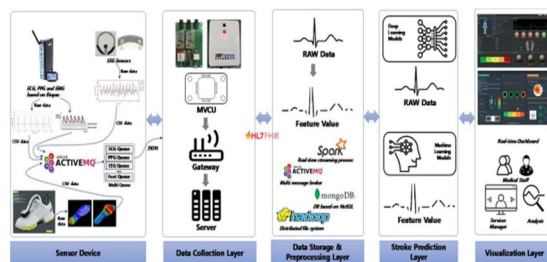


Fig.2: System architecture

C. Modules

- 1) We have helped with the parts listed below to complete the task.
- 2) What's happening with information: This piece will be utilized to record realities into the building.
- 3) Taking care of: In this piece, we'll discuss how to deal with files.
- 4) Data is being parted into train and test: Toward the finish of this piece, train and test realities will be kept secret.
- 5) The model was unquestionably constructed using Random Forest, Decision Tree, Naive Bayes, AdaBoost Classifier, Logistic Regression, MLP-ANN, Support Vector Machine, Voting Classifier, BF Tree, BayesNet, CNN, CNN+LSTM, LSTM, BiLSTM, and CNN+BiLSTM. accuracy of the system being used.
- 6) Clients should initially join and sign in before they can utilize this component.
- 7) This illustration could give you data on the most proficient method to make forecasts.
- 8) An unmistakable picture is displayed of the visualization.

IV. IMPLEMENTATION

A. Algorithms

- 1) *Random Forest*: Classification and regression cases can be answered utilizing a machine learning technique called the Random Forest algorithm. It generates resolution trees that take into account colorful characteristics, similar as the most optimal path and moderate in accuracy rate.
- 2) *Decision Tree*: Decision trees employ diverse patterns to determine how to divide a central point into two or more separate ones. The concept of substitute focuses is based on their compatibility. Generally, the value of the central point increases with the change in the objective.
- 3) *Naive Bayes*: A probabilistic prediction model is the Naive Bayes algorithm. It can be used as a lead form and has features that make it less independent. However, the assumption of independence is often not very descriptive, which makes it appear simple.
- 4) *Classifier AdaBoost*: The AdaBoost classifier starts by adapting the classifier to the underlying data set. It also creates fresh clones of the classifier utilizing the same dataset and changes the weights of the inaptly codified cases each time to produce classifiers that meet to the mean. seat of the present-day trial.
- 5) *Logistic Regression*: A deterministic and probabilistic model that measures an equal outcome, such as if, is the Logistic Regression algorithm. It uses the connection between a for all intents and purposes free factor and a reliant variable to anticipate the last option.

- 6) *MLP-ANN*: The Multilayer Perceptron (MLP) is a fully linked artificial neural network (ANN) that supports data transmission. Because it is sometimes used to refer to feedforward ANNs and various variations of networks with multiple layers of perceptrons (threshold confirmations), the term "MLP" can be ambiguous. Multi-aspect perceptrons are frequently referred to as "plain" artificial neural networks when there is only one layer of secrecy.
- 7) *SVM, or Support Vector Machine*: A method of machine learning known as the Support Vector Machine (SVM) is capable of simultaneously addressing classification and regression issues. Although classification is more prevalent, it is problematic that we frequently refer to it as regression. The SVM technique can distinguish a hyperplane in the N-layer space to properly isolate information.
- 8) *Voting Classifier*: Voting classifiers are ML models that use different base models or classifiers to make forecasts. A final prediction is made by combining these models' outcomes. The number of points awarded to each model can be used to determine its prediction weight.
- 9) *BF Tree*: Breadth First Search (BFS) computes quests for centers that satiate unequivocal regulations in a tree or illustration information structure. Starting from the bottom of the tree or graph and growing to the coming significant position, it examines each knot at that position.
- 10) *Net Bayesian*: A probabilistic graphical model called a Bayesian network can be used to build models based on data or expert knowledge. Prediction, unique based on uncertainty identification, testing, automated recognition, reasoning, event sequence analysis, and exposure-aware routing are all potential applications.
- 11) *CNN*: Convolutional neural network (CNN) is a deep learning network mainly used for image recognition and management. Deep learning alters neural networks in living organisms using a variety of methods, but object recognition and detection are the primary applications for CNNs.
- 12) *LSTM*: Long short-term memory (LSTM) is a well-known type of ANN used in procedural thinking and deep learning. As opposed to the majority of feedforward networks, LSTM places a greater emphasis on RNNs. RNNs can thus distinguish between particular points of interest (such as images or speech) and entire sequences.
- 13) *BiLSTM*: The term "Bidirectional Long Short-Term Memory" (BiLSTM) refers to the fact that LSTM operates in both directions. Commonly, LSTM overlooks data about the future while managing occasion successions. BiLSTM, on the other hand, looks at sequence data from front to back and from front to back.

V. EXPERIMENTAL RESULTS

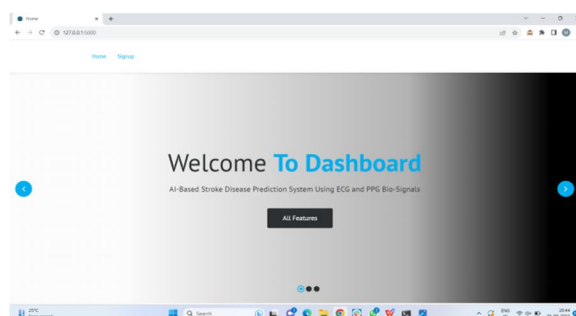


Fig.3: Home page

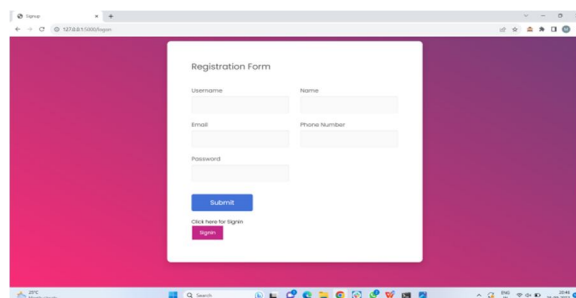


Fig.4: Registration of users

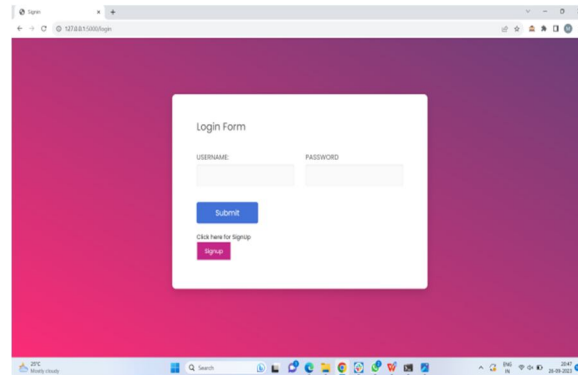


Fig.5: login by user

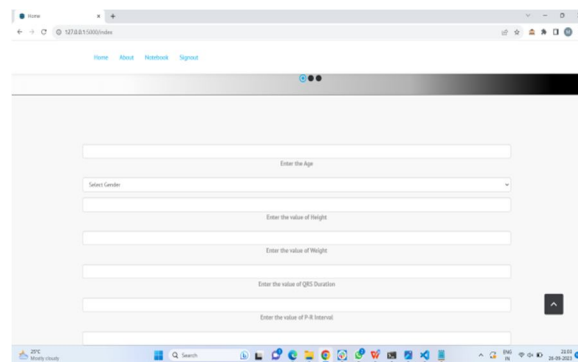


Fig.6: Main display

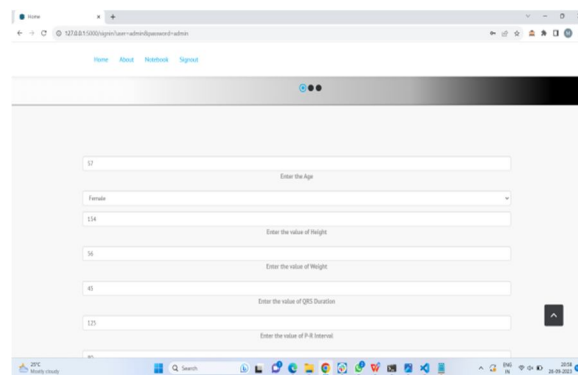


Fig.7: User input

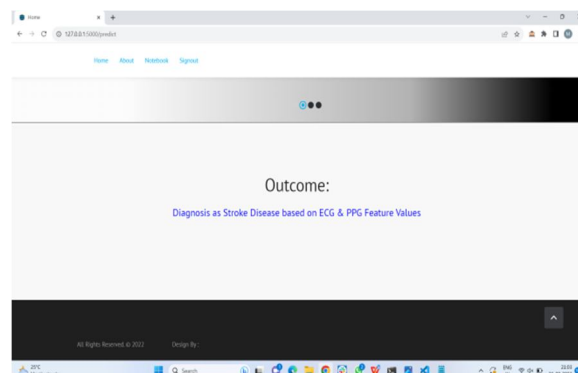


Fig.8: Result of prediction

VI. CONCLUSION

By utilizing numerous irregular ECG and PPG signals that were taken as the elderly approached their day-to-day routines, such as walking, we demonstrate a method for semantic examination of illnesses in the elderly. By persistently recording a broad assortment of ECG and PPG biosignals, the proposed procedure could have the choice to find and look at perceptive characteristics of a stroke issue in a more settled person. A ML-based forecast model survey was finished by parting the sign example into various parts and utilizing a ton of biosignal information. This strategy prompted forms that checked out and generally exact outcomes about what individuals anticipated. With an ECG and PPG taken while the patient was moving near, it was displayed in this study that a stroke patient's prescient subordinate properties could be anticipated by something like 90% of the got properties. We have demonstrated that we can correctly select 91.56.5, 97.51% RandomForest, and 99.15% CNN-LSTM decision tree models for deep learning by isolating ongoing projects and evaluating them on more than 10 CV datasets . This test, which can predict secondary features and causes of stroke by examining ECG and PPG. Different normal biosignals have a high possibility giving stroke patients or clinical specialists endorsed data that can be utilized to help them. The survey's discoveries proposed that this innovation could be involved well in clinical association, for example, to decrease the opportunity of a stroke and stay away from mishaps through steady checking. Various biosignals, for example, EEG, EMG, leg pressure, and the capacity to move, as well as data from MRI pictures and electronic medical records (EMRs), will be utilized to sort out our most realistic estimations and conceivable future reasons for stroke extortion.

REFERENCES

- [1] S. De Raedt, A. De Vos, and J. De Keyser, "Autonomic dysfunction in acute ischemic stroke: An underexplored therapeutic area?" *J. Neurol. Sci.*, vol. 348, nos. 1–2, pp. 24–34, Jan. 2015.
- [2] C. P. Warlow, "Epidemiology of stroke," *Lancet*, vol. 352, pp. 1–4, Oct. 1998.
- [3] K.-D. Seo, M. J. Kang, G. S. Kim, J. H. Lee, S. H. Suh, and K.-Y. Lee, "National trends in clinical outcomes of endovascular therapy for ischemic stroke in South Korea between 2008 and 2016," *J. Stroke*, vol. 22, no. 3, pp. 412–415, Sep. 2020.
- [4] T. D. Musuka, S. B. Wilton, M. Traboulsi, and M. D. Hill, "Diagnosis and management of acute ischemic stroke: Speed is critical," *Can. Med. Assoc. J.*, vol. 187, no. 12, pp. 887–893, Sep. 2015.
- [5] Q. Song, X. Liu, W. Zhou, L. Wang, X. Zheng, X. Wang, and S. Wu, "Long sleep duration and risk of ischemic stroke and hemorrhagic stroke: The Kailuan prospective study," *Sci. Rep.*, vol. 6, no. 1, pp. 1–9, Sep. 2016.
- [6] J. Yu, S. Park, H. Lee, C. S. Pyo, and Y. S. Lee, "An elderly health monitoring system using machine learning and in-depth analysis techniques on the NIH stroke scale," *Mathematics*, vol. 8, no. 7, pp. 1–16, Jul. 2020.
- [7] World Health Organization. The Top 10 Causes of Death. Accessed: Apr. 22, 2022. [Online]. Available: <https://www.who.int/newsroom/factsheets/detail/the-top-10-causes-of-death>

[8] UNDESA World Social Report 2020. Accessed: Apr. 22, 2022. [Online]. Available: <https://www.un.org/development/desa/dspd/world-socialreport/2020-2.html>

[9] S. Park, M. J. Yang, S. N. Ha, and J. S. Lee, "Effective anti-aging strategies in an era of super-aging," *J. Menopausal Med.*, vol. 20, no. 3, pp. 85–89, Dec. 2014.

[10] B. C. Meyer and P. D. Lyden, "The modified national institutes of health stroke scale: Its time has come," *Int. J. Stroke*, vol. 4, no. 4, pp. 267–273, Aug. 2009.

[11] D. Schlegel, S. J. Kolb, J. M. Luciano, J. M. Tovar, B. L. Cucchiara, D. S. Liebeskind, and S. E. Kasner, "Utility of the NIH stroke scale as a predictor of hospital disposition," *Stroke*, vol. 34, no. 1, pp. 134–137, Jan. 2003.

[12] J. Yu, D. Kim, H. Park, S. Chon, K. H. Cho, S. Kim, S. Yu, S. Park, and S. Hong, "Semantic analysis of NIH stroke scale using machine learning techniques," in *Proc. PlatCon*, Jeju, South Korea, Jan. 2019, pp. 82–86.

[13] J. Yu, S. Park, S. H. Kwon, C. M. B. Ho, C. S. Pyo, and H. Lee, "AI-based stroke disease prediction system using real-time electromyography signals," *Appl. Sci.*, vol. 10, no. 19, pp. 1–19, Sep. 2020.

[14] Y. A. Choi, S. Park, J. A. Jun, C. M. B. Ho, C. S. Pyo, H. Lee, and J. Yu, "Machine-learning-based elderly stroke monitoring system using electroencephalography vital signals," *Appl. Sci.*, vol. 11, no. 4, pp. 1–18, Feb. 2021.

[15] M. Lee, J. Ryu, and D. Kim, "Automated epileptic seizure waveform detection method based on the feature of the mean slope of wavelet coefficient counts using a hidden Markov model and EEG signals," *ETRI J.*, vol. 42, no. 2, pp. 217–229, Apr. 2020.



10.22214/IJRASET



45.98



IMPACT FACTOR:
7.129



IMPACT FACTOR:
7.429



INTERNATIONAL JOURNAL FOR RESEARCH

IN APPLIED SCIENCE & ENGINEERING TECHNOLOGY

Call : 08813907089  (24*7 Support on Whatsapp)