



# **iJRASET**

International Journal For Research in  
Applied Science and Engineering Technology



---

# **INTERNATIONAL JOURNAL FOR RESEARCH**

IN APPLIED SCIENCE & ENGINEERING TECHNOLOGY

---

**Volume: 10    Issue: III    Month of publication: March 2022**

**DOI: <https://doi.org/10.22214/ijraset.2022.40679>**

**[www.ijraset.com](http://www.ijraset.com)**

**Call:  08813907089**

**E-mail ID: [ijraset@gmail.com](mailto:ijraset@gmail.com)**

# Review on Bio-hydrogen Production Methods

Syed A.R. Ahmad<sup>1</sup>, Anamika<sup>2</sup>, Mritunjai Singh<sup>3</sup>, V. A. Selvi<sup>4</sup>, Archana Tiwari<sup>5</sup>

<sup>1,2,3,5</sup> School of Biotechnology, Rajiv Gandhi Proudyogiki Vishwavidyalaya, Bhopal, INDIA-462033

<sup>4</sup>CSIR- Central Institute of Mining and Fuel Research, Digwadih Campus, Jharkhand, INDIA-828108

**Abstract:** *Hydrogen is a promising replacement for fossil fuels as a long-term energy source. It is a clean, recyclable, high efficient nature and environmentally friendly fuel. Hydrogen is now produced mostly using water electrolysis and natural gas steam reformation. However, biological hydrogen production has substantial advantages over thermochemical and electrochemical. Hydrogen can be produced biologically by bio-photolysis (direct and indirect), photo fermentation, dark fermentation. The methods for producing biological hydrogen were studied in this study.*

**Keywords:** *Biological hydrogen, steam reformation, bio-photolysis, photo-fermentation, dark fermentation*

## I. INTRODUCTION

In recent years, the provision of high energy demands, as well as serious environmental challenges like greenhouse gas emissions and global warming, need the use of clean, renewable, and long-term energy sources [1]. Among various alternative clean fuels, hydrogen is a promising green fuel that is accepted as an environmentally safe, renewable, and high energy yield ( $122 \text{ kJ g}^{-1}$ ) [2]. Hydrogen is one of the foremost abundant elements within the universe in its ionic form. It is an odorless, colorless, tasteless, and non-poisonous gas. When hydrogen is employed as a fuel, it generates no pollutants but produces water [3]. It also contains the highest energy per unit weight of any known fuel [4]. Hydrogen has the calorific value (higher heating value) of  $141 \text{ MJ kg}^{-1}$ , which is the highest of all the known commercial fuels. But the lower heating value ( $120 \text{ MJ kg}^{-1}$ ) is considered, 1 kg of hydrogen is equivalent to about 2.75 kg of gasoline [5]. Hydrogen is expected to have about 11% of the total renewable energy share of 36% by 2025 and up to 34% of the total renewable energy share of 69% by 2050 [6]. Hydrogen can be generated by thermochemical, electrochemical, and biological processes [2]. Both thermochemical and electrochemical processes are non-renewable in nature and depend on fossil fuels [7]. These methods not only consume energy but pollute the environment, so the depletion of fossil fuels has led the researcher to find renewable and non-polluting energy resources [8].

Biological hydrogen production is a promising alternative approach for the production of fuel from low cost, renewable, environmentally friendly resources, and non-polluting in nature [9]. Globally, the demand for hydrogen is increasing so the use of organic wastes as a substrate it is a renewable way for the production [10]. As cost of the substrate is a major factor in the economics of bio-hydrogen production, it is necessary to use less expensive and abundant feedstocks to keep the process affordable. Organic waste from industry and agriculture is not only used to generate green energy, but it also aids in bioremediation [11]. Lignocellulosic biomass, which makes up a major portion of municipal, industrial, and agricultural waste, is both renewable and inexpensive, making it ideal for biofuel generation [12]. The utilization of organic waste as a substrate to generate hydrogen provides a simultaneous solution of waste treatment along with clean energy generation [13-14]. Currently, biological hydrogen can be produced through different metabolic pathways, including direct

water bio-photolysis by green algae, indirect water bio-photolysis by cyanobacteria, photo-fermentation by sulfur-free purple photosynthetic bacteria, water gas exchange reaction to synthesize hydrogen by microalgae, and heterotrophic anaerobic bacteria by dark fermentation [15-16].

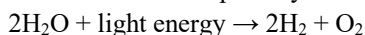
At present, there are numerous studies on several aspects of biological hydrogen production. Tami et al. [17] reviewed bio-hydrogen production by dark fermentative bacteria using starch-containing waste as a substrate. Vinod et al. [18] published a review on bio-hydrogen production from waste materials. Prakash et al. [19] reviewed bio-hydrogen production through dark fermentation. However, a review article on bio-hydrogen production methods is limited in the literature. Based on these facts, the objective of this paper is to present an overview of biological hydrogen production methods by using organic waste biomass.

## II. BIOLOGICAL HYDROGEN PRODUCTION METHODS

Bio-hydrogen production methods can be classified as

### A. Direct bio-photolysis

This method is analogous to the processes found in plants and algal photosynthesis. In this process, solar energy is directly converted to  $H_2$  via photosynthetic reactions.

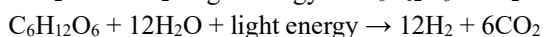
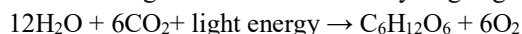


- 1) *Organisms*: Cyanobacteria and green algae are two types of organisms that aid in the generation of hydrogen through direct bio-photolysis [20]. Algae use photosynthesis to split water molecules into hydrogen ions and oxygen. The generated  $H^+$  is converted into hydrogen gas by the hydrogenase enzyme. *Chlamydomonas reinhardtii* is one of the best-known hydrogen-producing algae [15].
- 2) *Advantage*: The advantage of this method is that the primary feed is water, which is cheap and almost universally available (Table 1).
- 3) *Disadvantages*: Three characteristics that restrict hydrogen production by direct photolysis using green algae: (i) Solar conversion efficiency of photosynthetic system; (ii)  $H_2$  synthesis processes (i.e. the necessity to separate the processes of  $H_2O$  oxidation and  $H_2$  synthesis); and (iii) bioreactor design and cost [21].

The simultaneous synthesis of hydrogen and molecular oxygen in direct bio-photolysis is a disadvantage that has resulted in the inhibition of hydrogen-related processes ranging from gene expression to hydrogenase catalytic activity. While constant purging of an inert gas (argon) to remove the produced oxygen could be a viable option, it is not cost-effective for long-term large-scale hydrogen generation. Several methods for improving  $H_2$  generation by green algae are currently under investigation.

### B. Indirect Bio-photolysis

In indirect bio-photolysis, involves the separation of  $H_2$  and  $O_2$  evolution reactions into different stages, which are then linked via  $CO_2$  fixation and evolution. Cyanobacteria have unique characteristics in that they use  $CO_2$  in the air as a carbon source and solar energy.  $CO_2$  is first taken by the cells to form cellular components, which are then used to produce hydrogen. The reactions below describe the general mechanism of hydrogen generation in cyanobacteria:



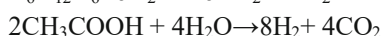
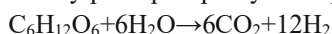
Key enzymes (nitrogenase and hydrogenase) in cyanobacteria carry out metabolic functions to generate hydrogen [22].

- 1) *Advantage*: One of the benefits of indirect bio-photolysis is that it requires minimal nutrients. However, adding trace metals like  $Ni^{2+}$  to the culture medium can help nitrogen-fixing cyanobacteria like *Nostoc muscorum* and *Anabaena cylindrica* grow faster and fix more  $CO_2$  [23]. *Anabaena* species and strains have been studied extensively due to their greater rates of  $H_2$  generation [21].

### C. Fermentation

Fermentation is the process of generating energy by utilizing an endogenous electron acceptor derived from the oxidation of organic waste products by a variety of microorganisms. The fermentation process can be either aerobic or anaerobic in nature [24]. Organic waste materials can be fermented with microbes under anaerobic conditions to yield  $H_2$  and various organic alcohols or acids as by-products. Bio-fermentation can be classified into two categories, (a) Photo fermentation and (b) Dark fermentation [25].

- 1) *Photo Fermentation*: Photo-fermentation produces hydrogen by decomposing organic acids with the help of light-dependent, sulphur, and non-sulphur purple bacteria. Purple sulphur bacteria refers to a group of bacteria that can perform photosynthesis. Photobacteria are purple non-sulphur bacteria, which produces  $H_2$  mainly due to the presence of nitrogenase under nitrogen-deficient conditions which uses light energy and reduced compounds [4]. Photo fermentative bacteria produce  $H_2$  and  $CO_2$  by oxidizing organic acids such as acetic acid, propionic acid, butyric acid, lactic acid, and malic acid. As a result, the two-stage dark fermentation method is frequently followed by photo fermentation to obtain a larger  $H_2$  yield [26]. The generation of ATP by photophosphorylation provides the energy required for microbial development [27].

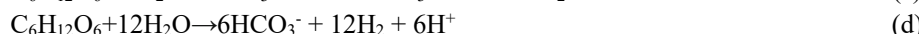
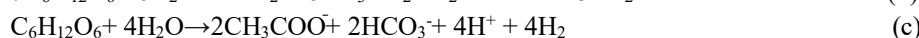


- a) *Effect of Substrate*: Carbon source is one of the most crucial aspects of producing sustainable biofuels. The benefits of such a sustainable process with high efficiency, cost-effective, and minimal pollution are highly dependent on selecting an appropriate feedstock [28].
- b) *Effect of Illumination*: The most significant factor in the photo-fermentation process is light; specifically, the intensity, sources, and distribution of light. Because the generation of ATP in photosynthetic organisms is a light-dependent process, making



efficient use of light is critical. In the nitrogen fixation process and subsequent hydrogen synthesis, a large amount of ATP is required to encourage electron transit [29].

- c) *Effect of Trace Metals and Minerals:* Nitrogenase is an important enzyme in the metabolism of PNS bacteria. It is a binary enzyme and made up of two proteins: (i) a molybdenum and iron-containing protein (MoFe protein or dinitrogenase) and (ii) an iron-containing protein (Fe protein or dinitrogenase reductase). In the presence of both proteins, the nitrogenase complex is active [20]. The electron transfer chain (ETC) uses Fe ions as electron carriers, such as Fd and cytochromes. As a result, the availability of an adequate amount of molybdenum and iron in the medium is critical for photo-fermentation hydrogen production, particularly when wastewater is employed as a feedstock [30].
- 2) *Dark Fermentation:* Dark fermentation is one of the most well-known bio-hydrogen generation systems.  $H_2$  can be produced by anaerobic bacteria grown in the dark on carbohydrate-rich substrates [31]. *Enterobacter*, *Bacillus*, and *Clostridium* species are found to generate hydrogen [21]. Carbohydrates, specifically glucose, are the preferred carbon sources for fermentation processes that produce acetic and butyric acids as well as hydrogen gas [32]. The theoretical output of hydrogen can be determined based on the microorganisms metabolic pathway and the initial sugar concentration in the fermentation medium. Hexose to acetic acid, hexose to butyric acid, and acetate to ethanol are three thermodynamically favorable dark fermentation metabolic routes for the conversion of organic substrates to bio-hydrogen [33-34]. Depending on the microorganisms and substrate, a mixed gas containing  $H_2$  and  $CO_2$  is produced, along with additional trace gases such as  $CH_4$ ,  $CO$ , and  $H_2S$  [35-38]. Bacteria can convert glucose to pyruvic acid via glycolytic pathways by simultaneously generating ATP from ADP and NADH. With the help of pyruvate ferredoxin- oxidoreductase and hydrogenase, pyruvic acid is further converted to  $CO_2$  and  $H_2$ . The level of bio-hydrogen generation can be determined by the conversion of pyruvate to acetyl-CoA and then to acetate, butyrate, and ethanol. The availability of hydrogen from glucose is determined by the ratio of butyrate to acetate.  $H_2$  can be produced from acetic acid and butyric acid in Eq. (a) and Eq. (b) [39-40].  $H_2$  production from glucose is also represented in Eq. (c) and Eq. (d).



- a) *Organisms:* Some of the bacterial communities which generate  $H_2$  include anaerobes, such as *Clostridia*, methanogenic bacteria, and archaea, facultative anaerobes, such as *Enterobacter*, *Escherichia coli*, and *Citrobacter*, and some aerobes, such as *Alcaligenes* and *Bacillus*. Some other bacterial species that aid in hydrogen production belong to the group of *Bacillaceae*, Gram-positive cocci, such as *Micrococcaceae* and *Peptococcaceae*.

### III. FACTORS INFLUENCING DARK FERMENTATION

Factors that influence the dark fermentation are temperature, pH, hydraulic retention time, volatile fatty acids, and partial pressure of  $H_2$  and inorganic content.

#### A. Effect of temperature

The process temperature has a direct impact on bacterial growth and metabolic activity, as well as the rate of hydrogen production. Bacteria that produce hydrogen by dark fermentation include those that are mesophilic (25–40°C), thermophilic (40–65°C), extreme thermophilic (65–80°C), and hyper-thermophilic (>80°C). The temperature range of 35–55°C is ideal for dark fermentation processes. When bacterial species are exposed to high temperatures, they produce more bio-hydrogen than when they are exposed to low temperatures [41].

#### B. Effect of pH

The pH level has the potential effect to improve biohydrogen generation. Microorganisms enzymatic activity during the bioconversion process works best at a certain pH range. According to most experts, the pH level of 5.5 is ideal for biohydrogen generation [42-44].

#### C. Effect of partial pressure

The aspect that influences hydrogen generation is the partial pressure of hydrogen inside the bioreactor. When the partial pressure inside the bioreactor drops, the amount of hydrogen transferred from the liquid to the gas phase increases [45-46]. The activity of

hydrogenase is influenced by the reversible oxidation-reduction of ferredoxin. As a result of the higher hydrogen content in the liquid phase, ferredoxin oxidation becomes unfavorable, lowering ferredoxin [47], and clearing the way for bio-hydrogen synthesis.

#### D. Effect of Hydraulic retention time

The hydraulic retention time (HRT) is another crucial factor in biohydrogen synthesis by dark fermentation. Short HRTs are used to clean up the methanogens in a typical continuous stirred-tank reactor (CSTR) system by choosing acid-producing bacteria [48]. Kim et al. suggest that [49], in a CSTR system, a short HRT of fewer than 3 days could enhance hydrogen synthesis. For hydrogen generation, simultaneous effects of pH and HRT are occasionally reported. In general, a short HRT can result in a low pH level during anaerobic activity [50]. The dilution rate, on the other hand, has an impact on the hydrolysis of organic wastes [51].

Table1. Advantages and disadvantages of different hydrogen production processes

Process	Advantages	Disadvantages
Direct bio- photolysis	H <sub>2</sub> may be produced directly from sunlight and water. In comparison to trees and crops, solar conversion energy rose ten folds.	A high-intensity light is required. The system can be harmed by O <sub>2</sub> . Photochemical efficiency is reduced.
Indirect bio- photolysis	H <sub>2</sub> can be produced by cyanobacteria using water as a source.	To prevent H <sub>2</sub> degradation, uptake hydrogenase enzymes are to be removed. In a gas mixture around 30% O <sub>2</sub> is present
Photo-fermentation	In this, bacteria can utilize a broad spectrum of light energy. Various organic wastes can be used.	Nitrogenase is inhibited by the presence of oxygen. The effectiveness of light conversion is quite low, only 1–5%.
Dark fermentation	It can produce H <sub>2</sub> all day long without light. As substrates, a wide range of carbon sources can be employed. It produces useful metabolites such as butyric, lactic, and acetic acids as by-products. There is no O <sub>2</sub> is required, as it is an anaerobic process.	Hydrogenase is strongly inhibited by O <sub>2</sub> . H <sub>2</sub> yields are feasible at a lower rate. H <sub>2</sub> fermentation becomes thermodynamically unfavorable as yields rise. CO <sub>2</sub> is present in the product gas combination, and it must be separated.

## IV. CONCLUSIONS

For the future of the zero-carbon economy, hydrogen production through biological processes plays a significant role as it can utilize sustainable energy sources, and it will also contribute to the world's economy long-term viability by ensuring a steady supply of energy and reducing future greenhouse gases. This review study provides an overview of biological hydrogen production methods by using organic waste biomass. Among the various methods, In the photo fermentation process use of waste resources such as wastewater which is a suitable carbon source for PNS bacteria. This bacteria allows for long-term hydrogen synthesis from low-cost substrates and abundant solar energy. This will minimize the issues concerning with fossil fuel and ultimately benefits the environment from pollution.

## REFERENCES

- [1] Zhang T, Jiang D, Zhang H, Jing Y, Tahir N, Zhang Y, Zhang Q, Yang Z. Comparative study on bio-hydrogen production from corn stover: photo-fermentation, dark fermentation and dark-photo co- fermentation. *Int J Hydrogen Energy* 2020; 45: 3807-14.
- [2] Chen WH, Chen SY, Kumar Khanal S, Sung S. Kinetic study of biological hydrogen production by anaerobic fermentation. *International Journal of Hydrogen Energy* 2006; 31:2170-2178.
- [3] Kotay SM, Das D. Biohydrogen as a renewable energy resource prospects and potentials. *Int J Hydrogen Energy* 2008; 33:258–63.
- [4] Das D, Veziroğlu TN. Advances in biological hydrogen production processes. *Int. J. Hydrogen Energy*.2008; 33: 6046-57.
- [5] F. D. Faloye, E. B. G. Kana, S. Schmidt, *Int. J. Hydrogen Energy* 2014, 39, 5607–5616.
- [6] H. Balat, E. Kirtay, *Int. J. Hydrogen Energy* 2010, 35, 7416-7426.
- [7] Hallenbeck PC, Benemann JR. Biological hydrogen production; fundamentals and limiting processes. *International Journal of Hydrogen Energy* 2002; 27:1185-1193.
- [8] Dodds PE, Staffell I, Hawkes AD, Li F, Grunewald P, McDowall W, Ekins P. Hydrogen and fuel cell technologies for heating: a review. *Int J Hydrogen Energy* 2015; 40:2065-83.
- [9] Srivastava N, Srivastava M, Malhotra BD, Gupta VK, Ramteke PW, Silva RN, Shukla P, Dubey KK, Mishra PK. Nano engineered cellulosic biohydrogen production via dark fermentation: a novel approach. *Biotechnol Adv* 2019; 37:107384.
- [10] Salem AH, Brunstermann R, Mietzel T, Widmann R. Effect of pre-treatment and hydraulic retention time on biohydrogen production from organic wastes. *Int J Hydrogen Energy* 2018; 43:4856-65.

- [11] Venkata Mohan, S., 2009. Harnessing of biohydrogen from wastewater treatment using mixed fermentative consortia: process evaluation towards optimization. *Int. J. Hydrogen energy* 34, 7460- 7474.
- [12] Singh, S.P., Asthana, R.K., Singh, A.P., 2007. Prospects of sugarcane milling waste utilization for hydrogen production in India. *Energy Policy* 35, 4164–4168.
- [13] Gustavsson, J., Cederberg, C. and Sonesson, U. (2011). Global food losses and food waste. Food Agricultural Organization of United Nation.
- [14] Balachandrar G, Khanna N, Das D. Biohydrogen production from organic wastes by dark fermentation-chapter 6. 2013.
- [15] Kapdan IK, Kargi F. Bio-hydrogen production from waste materials, *Enzyme Microb. Technol.* 2006; 38: 569-82.
- [16] Ntaikou, I., G. Antonopoulou, and G. Lyberatos. "Biohydrogen production from biomass and wastes via dark fermentation: a review." *Waste and Biomass Valorization* 1, no. 1 (2010): 21-39.
- [17] Ulhiza, Tami Astie, Noor Illi Mohamad Puad, and Azlin Suhaida Azmi. "Review on biohydrogen production by dark fermentative bacteria using starch-containing waste as a substrate." *Journal of Advanced Research in Materials Science* 38.1 (2017): 21-31.
- [18] Yadav, Vinod Singh, R. Vinod, and Dharmesh Yadav. "Bio-hydrogen production from waste materials: a review." *MATEC Web of Conferences*. Vol. 192. EDP Sciences, 2018.
- [19] Sarangi, Prakash K., and Sonil Nanda. "Biohydrogen production through dark fermentation." *Chemical Engineering & Technology* 43.4 (2020): 601-612.
- [20] Kim DH, Kim MS. Hydrogenases for biological hydrogen production. *Bioresour Technol* 2011; 102: 8423-31.
- [21] Levin DB, Pitt L, Love M. Biohydrogen production: prospects and limitations to practical application. *Int. J. Hydrogen Energy* 2004; 29: 173-85.
- [22] Lindberg P, Devine E, Stensjo K, Lindblad P. HupW protease specifically required for processing of the catalytic subunit of the uptake hydrogenase in the cyanobacterium *Nostoc* sp. strain PCC 7120. *Appl. Environ. Microbiol.* 2012; 78: 273–76.
- [23] Allahverdiyeva Y, Leino H, Saari L, Fewer DP, Shunmugam S, Sivonen K, Aro EM. Screening for biohydrogen production by cyanobacteria isolated from the Baltic Sea and Finnish lakes. *Int J Hydrogen Energy* 2010; 35:1117-27.
- [24] Tomasik P, Horton D (2012) Chapter 2 - enzymatic conversions of starch, in: D. Horton (Ed.) *Advances in carbohydrate chemistry and biochemistry*, Academic Press, pp. 59–436.
- [25] Rizwan M, Shah SH, Mujtaba G, Mahmood Q, Rashid N, Shah FA (2019) Chapter 1 – ecofuel feedstocks and their prospect, in: A.K. Azad, M. Rasul (Eds.) *Advanced biofuels*, Woodhead Publishing, pp. 3–16.
- [26] Das D (2009) *Advances in biohydrogen production processes: an approach towards commercialization*. *Int J Hydrog Energy* 34:7349-7357.
- [27] Mishra P, Krishnan S, Rana S, Singh L, Sakinah M, Ab Wahid Z (2019) Outlook of fermentative hydrogen production techniques: an overview of dark, photo and integrated dark-photo fermentative approach to biomass. *Energy Strategy Reviews* 24:27–37.
- [28] Najafpour GD. *Biochemical engineering and biotechnology*. 2<sup>nd</sup> ed. Amsterdam: Elsevier; 2015.
- [29] Akkerman I, Janssen M, Rocha J, Wijffels RH. Photobiological hydrogen production: photochemical efficiency and bioreactor design. *Int J Hydrogen Energy* 2002; 27:1195-208.
- [30] Zhu H, Fang HHP, Zhang T, Beaudette LA. Effect of ferrous ion on photo heterotrophic hydrogen production by *Rhodobacter sphaeroides*. *Int J Hydrogen Energy* 2007; 32:4112-8.
- [31] Ghimire A, Frunzo L, Pirozzi F, Trably E, Escudie R, Lens PNL, Esposito G (2015) A review on dark fermentative biohydrogen production from organic biomass: process parameters and use of by-products. *Appl Energy* 144:73–95.
- [32] Nath K, Das D. Hydrogen production by *Rhodobacter sphaeroides* strain O.U. 001 using spent media of *Enterobacter cloacae* strain DM11. *Appl. Microbiol. Biotechnol.* 2005; 68: 533-41.
- [33] A. Gadhe, S. S. Sonawane, M. N. Varma, *Int. J. Hydrogen Energy* 2014, 39, 10041–10050
- [34] M. H. Hwang, N. J. Jang, S. H. Hyun, I. S. Kim, *J. Biotechnol.* 2004, 111, 297–309.
- [35] G. Najafpour, H. Younesi, A. R. Mohamed, *Int. J. Hydrogen Energy* 2004, 29, 173–185.
- [36] R. P. Datar, R. M. Shenkman, B. G. Cateni, R. L. Huhnke, R. S. Lewis, *Biotechnol. Bioeng.* 2004, 86, 587–594.
- [37] T. A. Kotsopoulos, R. J. Zeng, I. Angelidaki, *Biotechnol. Bioeng.* 2006, 94, 296–302.
- [38] M. F. Temudo, R. Kleerebezem, M. van Loosdrecht, *Biotechnol. Bioeng.* 2007, 98, 69–79.
- [39] S. E. Hosseini, M. A. Wahid, *Renewable Sustainable Energy Rev.* 2016, 57, 850–866.
- [40] Y. Ueno, H. Fukui, M. Goto, *Environ. Sci. Technol.* 2007, 41, 1413–1439.
- [41] J. W. Van Groenestijn, J. H. O. Hazewinkel, M. Nienoord, P. J. T. Bussmann, *Int. J. Hydrogen Energy* 2002, 27, 1141–1147.
- [42] X. Gomez, C. Fernandez, J. Fierro, M. E. Sanchez, A. Escapa, A. Moran, *Bioresour. Technol.* 2011, 102, 8621–8627.
- [43] H. S. Shin, J. H. Youn, *Biodegradation* 2005, 16, 33- 44.
- [44] L. M. Alzate-Gaviria, P. J. Sebastian, A. Perez-Hernandez, D. Eapen, *Int. J. Hydrogen Energy* 2007, 32, 3141–3146.
- [45] B. Mandal, K. Nath, D. Das, *Biotechnol. Lett.* 2006, 28, 831–835.
- [46] J. R. Bastidas-Oyanedel, Z. Mohd-Zaki, R. J. Zeng, N. Bernet, S. Pratt, J. P. Steyer, D. J. Batstone, *Bioresour. Technol.* 2012, 110, 503–509.
- [47] M. Chong, V. Sabaratnam, Y. Shirai, M. Ali, M. A. Hassan, *Int. J. Hydrogen Energy* 2009, 34, 3277–3287.
- [48] C. C. Chen, C. Y. Lin, J. S. Chang, *Appl. Microbiol. Biotechnol.* 2001, 57, 56–64.
- [49] I. S. Kim, M. H. Hwang, N. J. Jang, S. H. Hyun, S. T. Lee, *Int. J. Hydrogen Energy* 2004, 29, 1133–1140.
- [50] S. E. Oh, P. Iyer, M. A. Bruns, B. E. Logan, *Biotechnol. Bioeng.* 2004, 87, 119–127.
- [51] S. K. Han, H. S. Shin, *Int. J. Hydrogen Energy* 2004, 29, 569-577.





10.22214/IJRASET



45.98



IMPACT FACTOR:  
7.129



IMPACT FACTOR:  
7.429



# INTERNATIONAL JOURNAL FOR RESEARCH

IN APPLIED SCIENCE & ENGINEERING TECHNOLOGY

Call : 08813907089  (24\*7 Support on Whatsapp)