



# IJRASET

International Journal For Research in  
Applied Science and Engineering Technology



---

# INTERNATIONAL JOURNAL FOR RESEARCH

IN APPLIED SCIENCE & ENGINEERING TECHNOLOGY

---

**Volume: 10    Issue: V    Month of publication: May 2022**

**DOI: <https://doi.org/10.22214/ijraset.2022.42357>**

**[www.ijraset.com](http://www.ijraset.com)**

**Call:  08813907089**

**E-mail ID: [ijraset@gmail.com](mailto:ijraset@gmail.com)**

# Scan For Notes

Miss. Nikita Nargude<sup>1</sup>, Miss. Srushti Shambhushetti<sup>2</sup>, Miss Shreya Kagale<sup>3</sup>, Miss. Prajakta Parit<sup>4</sup>, Prof. Mahesh. J. Kanase<sup>5</sup>

<sup>1, 2, 3, 4, 5</sup>Department of Computer Science, DKTE Yashwantrao Chavan Polytechnic in Ichalkaranji, Maharashtra

**Abstract:** QR code (abbreviated from Quick Response Code) is the trademark for a type of matrix bar code first designed for the automotive industry.

Today the QR code is widely used in all industries. In our paper we present an implementation of an Android device using libraries is and combined algorithms in order to be able to scan any QR code fast accurate and easy.

The devices that we targeted for our application are the Google Glasses and an Android operated phone. The implementation for each of the devices was slight different, but the core algorithms and libraries were the same.

**Keywords:** Generate QR Code for Notes, Android device using libraries

## I. INTRODUCTION

The "Scan For Notes Website" has been developed to override the problems prevailing in the practicing manual system. This software is supported to eliminate and, in some cases, reduce the hardships faced by this existing system.

Moreover, this system is designed for the particular need of the notes to carry out student & teachers very smooth and effective manner.

This software helps students to find different notes according to department, year and classes. It is designed such a way that one can view all the updates of the notes from any place through online.

The software will help in easy maintaining and updating notes in the website for the administrator also quick and easy comparison of different notes for the students.

## II. LITERATURE SURVEY FOR PROBLEM IDENTIFICATION AND SPECIFICATION

### A. Literature Survey

QR codes are images, similar to a barcode, that contain coded information. Some smartphones will, when the user points the phone camera at a code that contains a URL, automatically open that URL on the phone's browser.

Ideal for online surveys or forms related to specific real-world locations or events, such as exhibitions, these codes can be placed around the location allowing respondents to visit the survey without needing to type in a full web link.

To create a QR code link, follow these instructions:

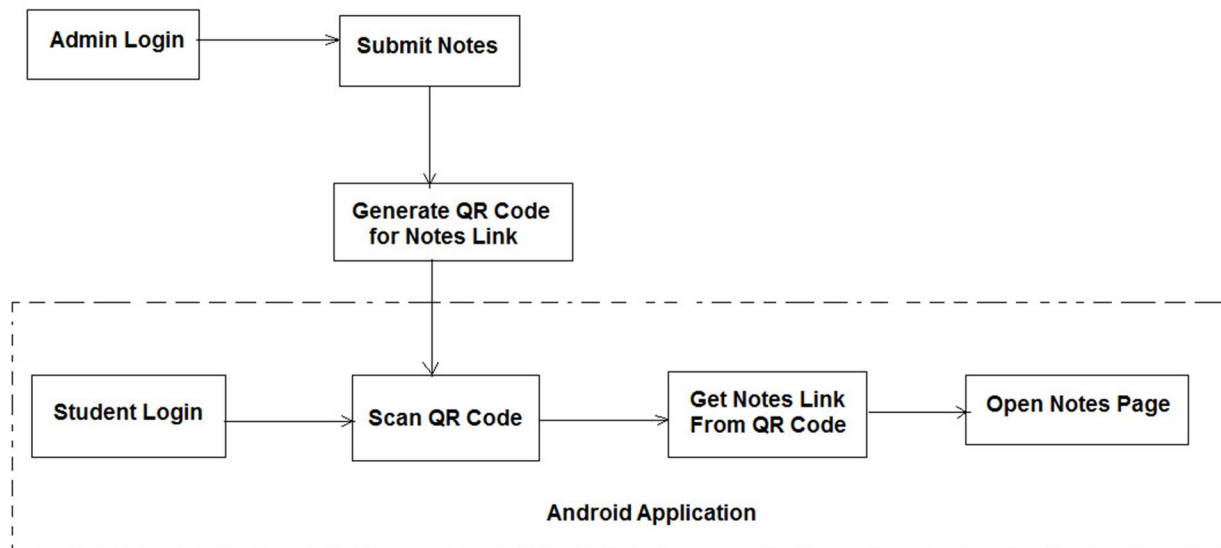
- 1) Go to the Collect page of your survey. Choose QR Code - this will create a new tracking link for the QR Code.
- 2) Right-click on the square QR image to save it.
- 3) Use the saved image on your physical materials that you want to link to the survey

Apart from the existence of the QR image, the link behaves as any other tracking link and can have the same settings applied

### B. Problem Statements

Problem Statement Write an app/program to scan through a given webpage, and display a single consolidated top 10 frequent words and the top 10 frequent word pairs (two words in the same order) along with their frequency. In case the webpage contains hyperlinks, these hyperlinked url's need to be expanded and the words on these pages also should be scanned to come up with the frequent words.

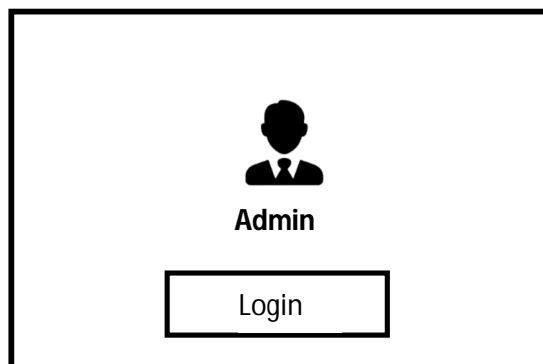
### III. DIAGRAM



### IV. MODULE DESCRIPTION

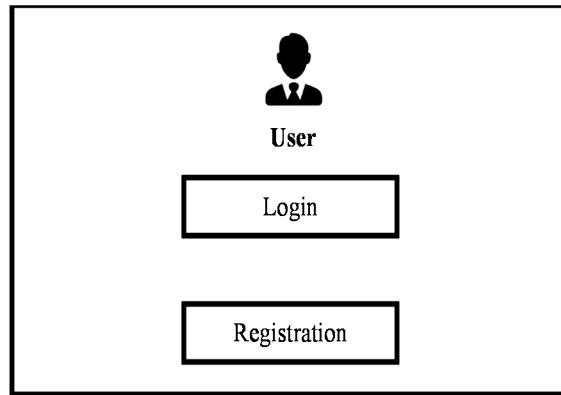
- 1) *Login*: This module has a drop-down list box from where we have to select admin. The ADMIN has all the rights in the software including updating the status of his site.

If the username and password are correct then it is directed to next page.



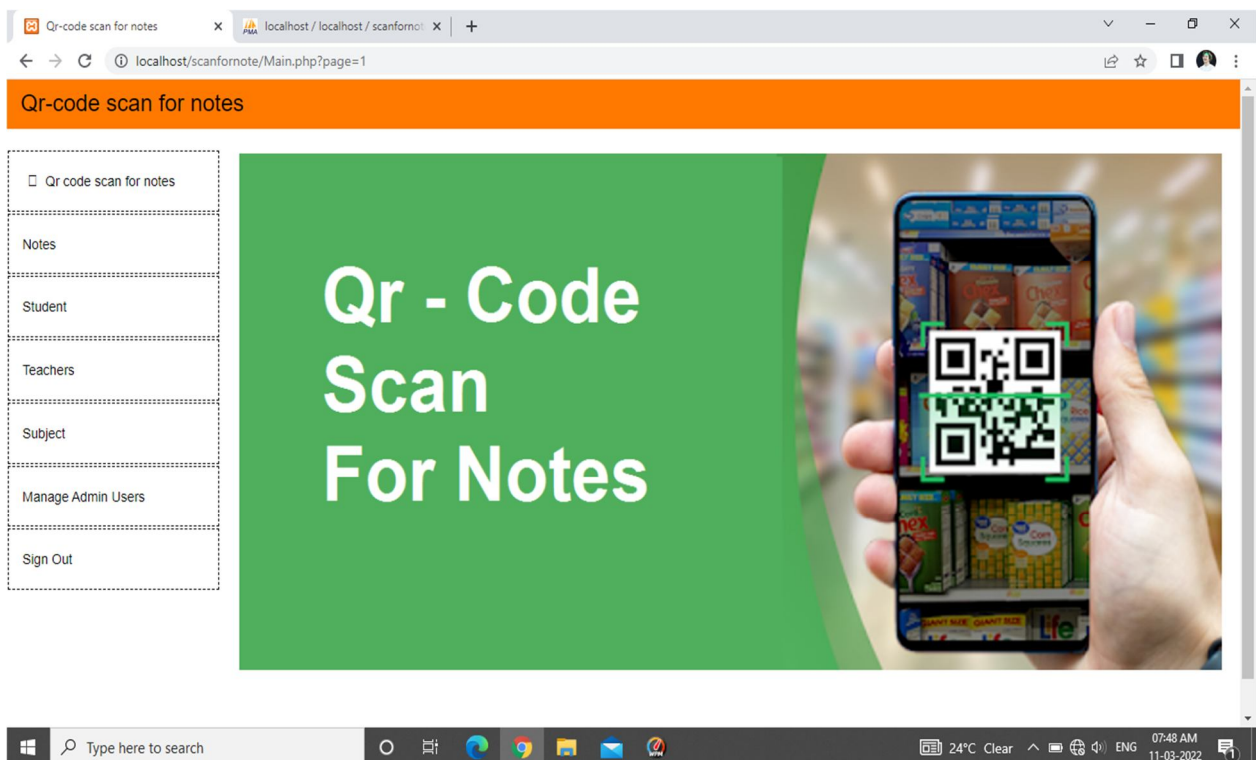
- 2) *Submit Notes*: After logging in the admin will be redirected to website from where the admin can Publish or Delete notes. The admin can customize the website too. By clicking to the profile icon the admin can edit profile and also logout from this website
- 3) *Generate QR Code for Notes Link*: QR codes are used in many apps for displaying data in machine-readable form. These codes are used to represent data in a secured manner that is readable only by machines and not by humans. We have seen many apps that provide QR codes that and we can scan that QR codes with our mobile device. In this article, we will take a look at how we can generate a QR Code for our app. So for implementing this feature

- 4) *Student Login:* This module has a drop-down list box from where we have to select student login. The student login has all the rights in the software including updating the status of his site. If the username and password are correct then it is directed to next page.

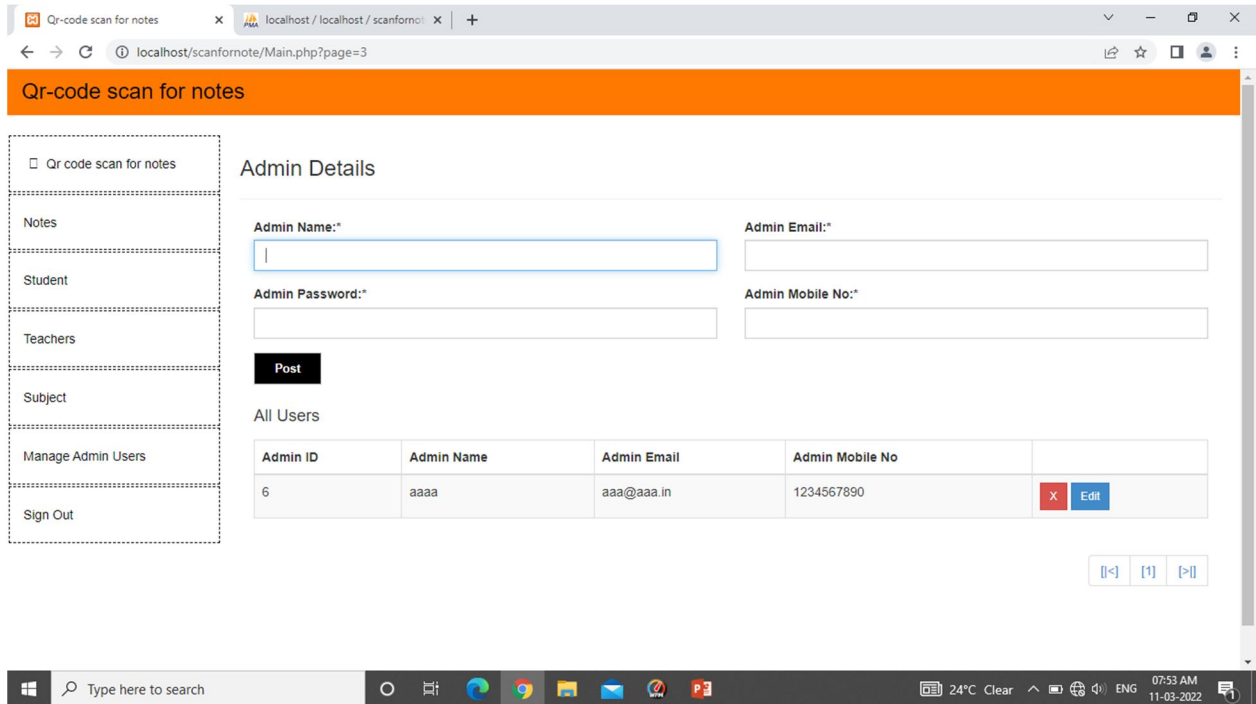


- 5) *Scan QR Code:* It's simple. All you need is a QR code scanner/reader app. Just start the app, hold your phone camera over the QR code to be scanned, and you're done! The app will automatically direct you to notes is stored in the QR code
- 6) *Get Notes Link From QR Code:* Students often print teaching resources out to paper. Sometimes web links cannot be accessed because the full web address is not shown on the course material, and the link cannot be clicked on as with an electronic resource. One possible solution is to include QR Codes within the resource which can be scanned by students using a mobile device to open the web links.
- 7) *Open Notes Page:* On your android phone, tablet or pc's open the Google keep app. At the top right, tap search. Type the words or label name you're looking for or click an icon to filter your search result. When you have your result tap a note to open it.

A. Home Page



**B. Admin Page**



The screenshot shows a web browser window with the URL localhost/scanformnote/Main.php?page=3. The page title is "Qr-code scan for notes". On the left is a sidebar menu with options: Notes, Student, Teachers, Subject, Manage Admin Users, and Sign Out. The main content area is titled "Admin Details" and contains a form with the following fields:

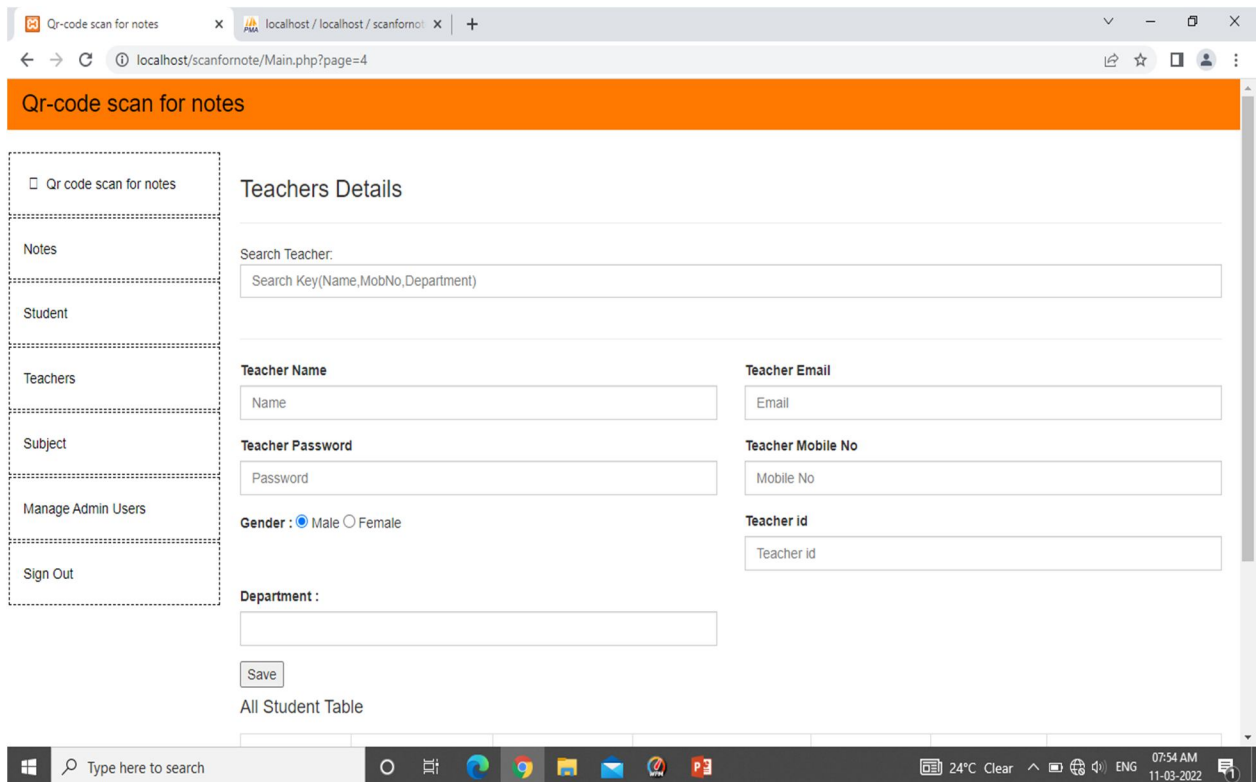
- Admin Name:\*
- Admin Email:\*
- Admin Password:\*
- Admin Mobile No:\*

Below the form is a "Post" button. Underneath is a section titled "All Users" containing a table:

Admin ID	Admin Name	Admin Email	Admin Mobile No	
6	aaaa	aaa@aaa.in	1234567890	<span>X</span> <span>Edit</span>

At the bottom right of the table are navigation buttons: [1] and [2]. The Windows taskbar at the bottom shows the time as 07:53 AM on 11-03-2022.

**C. Teachers Registration**



The screenshot shows a web browser window with the URL localhost/scanformnote/Main.php?page=4. The page title is "Qr-code scan for notes". The sidebar menu is identical to the previous page. The main content area is titled "Teachers Details" and contains a search field and a registration form:

Search Teacher:  
Search Key(Name,MobNo,Department)

Teacher Name: Name

Teacher Email: Email

Teacher Password: Password

Teacher Mobile No: Mobile No

Gender:  Male  Female

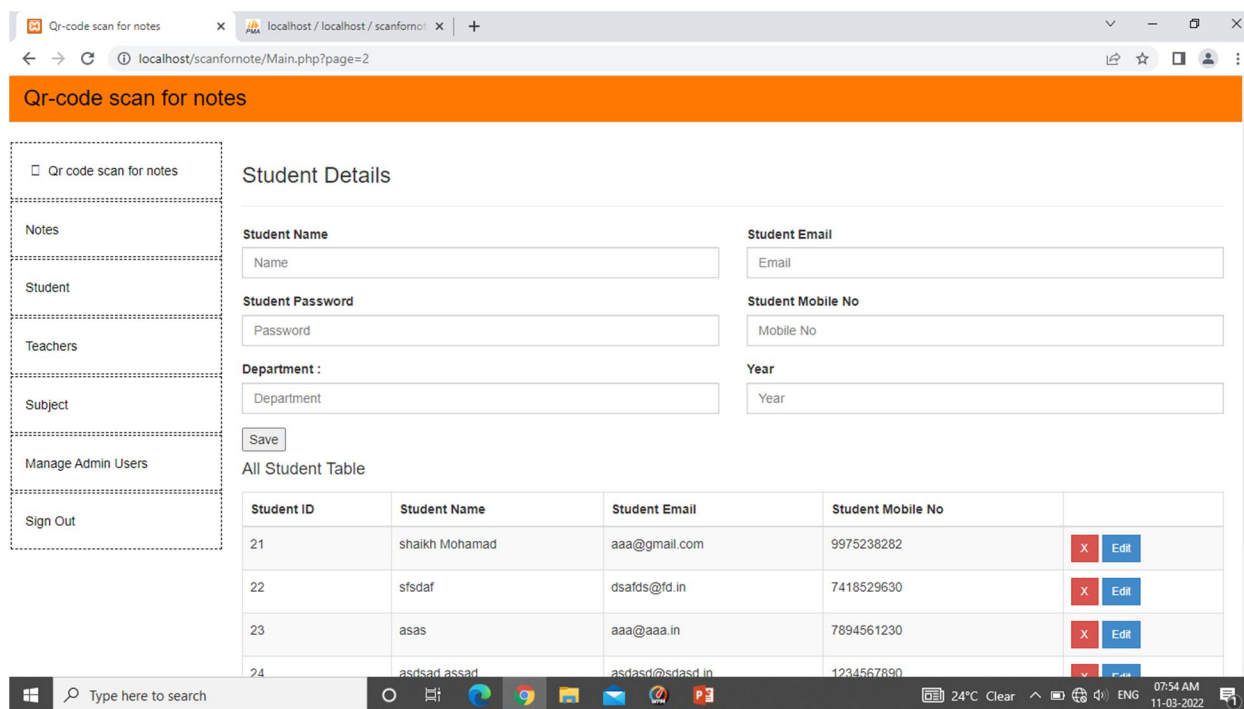
Teacher id: Teacher id

Department:

Save

Below the form is a section titled "All Student Table". The Windows taskbar at the bottom shows the time as 07:54 AM on 11-03-2022.

### D. Student Registration



### V. CONCLUSION

QR codes can enclose information such as text, URL links. The different types of the QR code and their basic structure are discussed. The practical analysis performed to examine how actually QR Codes works. Quick Response Code is a special feature of any device which gives machine vision capability to the device that is protect by human vision. It has number of advantages which makes it more usable are also discussed. The conclusion of the research are, QR code is the modernization of product or personal identification freely by hiding information to other and to connect multiple identity at a single domain

### REFERENCES

- [1] [https://www.researchgate.net/publication/271098121\\_An\\_introduction\\_to\\_using\\_QR\\_codes\\_in\\_scholarly\\_journals](https://www.researchgate.net/publication/271098121_An_introduction_to_using_QR_codes_in_scholarly_journals)
- [2] <https://academia.stackexchange.com/questions/49331/use-of-qr-codes-inacademic-publications>
- [3] [https://www.granthaalayahpublication.org/journals-htmlgalley/06\\_IJRG20\\_B05\\_3322.html](https://www.granthaalayahpublication.org/journals-htmlgalley/06_IJRG20_B05_3322.html)
- [4] [https://www.researchgate.net/publication/301887341\\_Quick\\_Response\\_QR\\_Codes\\_in\\_Libraries\\_Case\\_study\\_on\\_the\\_use\\_of\\_QR\\_codes\\_in\\_the\\_Central\\_Library\\_NITK](https://www.researchgate.net/publication/301887341_Quick_Response_QR_Codes_in_Libraries_Case_study_on_the_use_of_QR_codes_in_the_Central_Library_NITK)



10.22214/IJRASET



45.98



IMPACT FACTOR:  
7.129



IMPACT FACTOR:  
7.429



# INTERNATIONAL JOURNAL FOR RESEARCH

IN APPLIED SCIENCE & ENGINEERING TECHNOLOGY

Call : 08813907089  (24\*7 Support on Whatsapp)