



iJRASET

International Journal For Research in
Applied Science and Engineering Technology



INTERNATIONAL JOURNAL FOR RESEARCH

IN APPLIED SCIENCE & ENGINEERING TECHNOLOGY

Volume: 10 **Issue:** IV **Month of publication:** April 2022

DOI: <https://doi.org/10.22214/ijraset.2022.41533>

www.ijraset.com

Call: ☎ 08813907089

E-mail ID: ijraset@gmail.com

Solar Powered Portable Garbage Composter Machine

Rajesh Bodkhe¹, Dr. Sandeep Khedkar², Yogeshwar Deshmukh³, Ashutosh Gahukar⁴, Gaurav Meshram⁵

^{1, 2}Assistant Professor, ^{3, 4, 5}Students, Department of Mechanical Engineering, Yeshwantrao Chavan College of Engineering, Nagpur, 441110, Maharashtra, India.

Abstract: Garbage collection is an important task of ensuring that our communities have a pleasant environment in which to live. But the main problem we face today can be reduced by reducing or minimizing the amount of waste transportation, specific waste. A compactor can be used to reduce the amount of waste streams. The waste burden remains the same so there are no savings from the total waste generated. However, the amount of waste can be reduced by up to 80%, eliminating the need to empty the dumpster many times, resulting in lower pick-up charges. These paper focus on, to identify and analyze concepts and strategies for waste recycling. Its aim is to reduce their negative impact on the environment and human health and natural resources. Right now, garbage is an existential problem in India, so you must find financial solutions. In developing countries, reducing the amount of waste is one of the major challenges that need to be addressed to improve living conditions. By using management in waste recycling, one can contribute to urban development, but we must remember that there is a significant cost involved in waste management. In conclusion, we noted that the necessary discussions are taking place nationally and internationally to adopt management strategies in the area of waste recycling.

Keywords: Solar energy, Waste Management, Organic Composting, Composting process, Modern Composting etc.

I. INTRODUCTION

As of late, the world has expanded human interest in everything natural. As per Forbes, notwithstanding the exorbitant cost tag, countless individuals lean toward normal, natural or locally accessible food. Hence, many individuals have begun their own natural nurseries. To guarantee that their plants are getting enough supplements, the dirt ought to be appropriately molded with next to no synthetic medicines. This cultivating strategy is called natural cultivating. Natural cultivating started in the twentieth century. This elective cultivating approach is for the most part dependent on the accompanying natural composts [1].

Excrement: Used as natural compost and a combination of creature dung and grass. This natural matter was beforehand the principle compost.

Green excrement: This famous practice has many advantages for the dirt in the horticultural business and in home planting. It includes the transplantation of an assortment of plants into the dirt throughout an extensive stretch of time.

Bone Manure: Also known as bone dinner, it is a combination of creature bones found in kitchen squander. It is a sluggish delivery natural manure that contains the perfect measure of phosphorus and protein.

Fertilizing the soil: This is an inexpensive and environmentally well-disposed way to create supplement rich humus to promote plant growth and restore vitality to depleted soil. It is a natural compost that happens in nature, since it is fundamentally a speed increase of the normal interaction, realizing that everything deteriorates.

Accordingly, the topic of this Capstone venture will compost. The objective of this Capstone project is to execute a pilot study with the acknowledgment of a trial treating the soil framework [2]

II. PROBLEM DEFINITION

Food misuse is a difficult problem nowadays. Our way, garbage holders, and landfills have enough proof to demonstrate this. Food waste has become a complex phenomenon in recent years, attracting the attention of researchers, buyers, and activists [3]. It has been viewed as an incomprehensible strategy to cope with increasing food security and highlighting farming as a source of widespread food waste all over the world. According to an FAO (Food and Agriculture Organization of the United Nations) assessment from 2013, 1.6 billion tonnes of total food expected for human use each year equals roughly 33% of available resources. Because of the monetary, social, and routine expenses associated with it, it is becoming a major concern [4].

III. OBJECTIVES

- 1) To design and manufacture a Garbage Composter that will produce garbage blocks for easy handling.
- 2) To analyse various forces, this will be imparted on the parts of the composer while handling the garbage.
- 3) To find a solution to overcome and improve the lives of composer parts.
- 4) To develop this model on a manageable scale and powered by solar energy.
- 5) To develop all functions such as a garbage crusher, a garbage mixer, water spraying, and heating in a compact model.

IV. LITERATURE SURVEY

A. The History of Composting

Dr. Vinash More and Prof. Gaurav Chiplunkar [1] In India, around 50% of biodegradable waste is produced in the form of MSW, and the quantities are increasing. So we came up with the concept for SMART composting Machine. The equipment is designed so that we can reward 10 to 15 kilogrammes of natural trash every day. In this situation, the organic waste will be transformed into a semi-powder, then mixed and heated again.

Waruse Amir Hamza et al. [2], Composition involves aerobic decomposition method of adding bacterial action to bio degradation bias with a temperature of 50-60 degrees Celsius, resulting in good quality control. This design works in the production of an automated machine using solar technology that uses household waste and converts it into useful fertilizer for development. It spends 30 days on all development including warming, mixing, ventilation, and adding culture.

The artist had to design and build a minimal waste disposal system that would eventually benefit, according to Ahammad Vazim K. et al [3]. Experimentally, it was discovered that composting normal vegetable remnants takes around 60 days with the help of a bacterial composter.

Like any biochemical reaction duration time necessary for the completion of composting was contributed by many factors, which include temperature, water content, particle size and air. The built-in gadget was totally functional in controlling the major characteristics between the two, and it was capable of speeding up the entire process by 50%.

Mansi Pare and Mohd. Aman [4], a machine that is designed to work automatically and is a small size compost machine, in which microorganisms are used to decompose all food waste in the machine within 24 hrs and also reduces the volume by 85-90%. All processes are biological and natural.

The little plants we utilise thrive in hot weather and are effective even at high altitudes where the air is acidic or salty. A U-shaped tank, a humidity sensor, a heater, mixing blades, and an exhaust system are all included in the machine. When natural waste is added to it, moisture is absorbed by the humidity sensor, heater, mixing blades and exhaust system.

B Naveen kumar et al [5], composting machine is used to make compost and the quality of the compost are reliable on temperature, time, aeration, moisture content, brown and green waste. This machine reduces the required amount for decomposting, segregation, etc. The total amount of waste organic is reduced. All the materials needed to make the composting are readily available, therefore, they can be used in kitchens at very low cost.

B. Modern Composting

In 1905, Sir Albert Howard pioneered the indoor method. Howard discovered the best modern compost after 30 years of research. It's made up of layers of foliage, compost, and soil until it reaches the appropriate height. The compost should be moist and rotated on a regular basis to maintain the proper aerobic conditions, and it should be ready in three months.

V. THE ADVANTAGES OF COMPOSTING

Today, composting is known for its many benefits [7]:

Reduce yard and waste of food by 30% of the garbage can and thus remove that waste from landfills.

- 1) Properly prepared compost makes plants look better, produce better and are more resistant to disease.
- 2) The addition of organic matter to the soil improves moisture retention.
- 3) The addition of dissolved organic matter to the soil provides nutrients to soil organisms.
- 4) Manure provides a balanced source of nutrients, which helps the soil to retain nutrients for longer so that plants can use it.
- 5) Composting saves money.
- 6) Manure improves our diet and plants contain the right amount of nutrients.

VI. THE BIOLOGY OF COMPOSTING

Composting is a natural process that takes place in the environment. It encompasses all natural degradation functions in nature, such as broken leaves or animal manure ageing. However, this process takes a long time, which is where composting comes in. In addition, new organisms must be created before they can be absorbed into the soil, otherwise they could lead to a change in the ecosystem.

Well-prepared compost is dark brown in color and has a wild odor. It is made up of carbon, nitrogen, oxygen and water. These four factors are essential for the effective functioning of the composting organism.

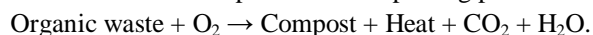
- 1) *Carbon*: Brown material, which provides energy and produces micro-oxidized heat of carbon.
- 2) *Nitrogen*: Most organisms use fruits and vegetables that oxidize carbon to grow and reproduce.
- 3) *Oxygen*: For the oxidation of carbon and the decomposition process.
- 4) *Water*: To maintain activity without creating anaerobic conditions in the right amount.

Compost biology is simple to grasp. The carbon cycle is the starting point. During fertilization, carbon molecules are a source of high metabolic reactions that elevate the temperature. The loss of CO₂ and H₂O during the process, on the other hand, diminishes the nitrogen balance, lowering the carbon-nitrogen (C/N) ratio. To compensate for this loss, bacteria stabilize nitrogen. The presence of ammonia and high temperatures alter this process, which is high at the end of decomposition. Because our process is bio-oxidation, the availability of oxygen is particularly critical. As a result, compost should be rotated on a daily basis to ensure enough oxygenation and aerobic respiration. It is critical that the compost's oxygen level does not go below 18 percent.

Temperature is another essential aspect in composting. High temperatures, contrary to popular perception, are required for proper composting because they slow down the biological activity. Only bacteria can function at temperatures below 70 degrees Celsius. Temperatures between 45 and 50 degrees Celsius are ideal. It's also crucial to keep the humidity level at a comfortable level. This weakens the structure of the organic lotion, hastening its decomposition.

The C/N rating should be between 25 and 35 for best accuracy. Nitrogen is lost and ammonia is generated when the ratio is less than 20, causing the compost to stink. The degradation process will slow down if the C/N ratio is larger than 40. The size of the material is also essential. The compost material should be between 1.3 and 5 cm in size to decay fast and efficiently. It is vital to lower the size of objects that are overly huge. It should not be too tiny, as this will result in a gas pool [9].

Chemical reaction captures the composting process is as follows:



VII. COMPOSTING STEPS

To build a healthy compost, keep the following considerations in mind and follow the methods below:

- 1) Construct a compost bin. Its size is determined by the amount of fertilizer we wish to create.
- 2) Decide on a composting location. The location should be level and sunny.
- 3) Replace the layers. For ventilation, the first layer should have branches. The second layer is a leaf cover, which changes the carbon and nitrogen layers until they are completely converted.
- 4) Care of the compost bin: Make sure the material is moist enough and mix the compost once a week to help break up.

This process can be easily done without any compulsive farming experience. Making compost in the house can be yard manure, in this case we need yard, fallen leaves or grass and pieces of grass and food scraps. Or making worm manure: A small yard or flat will work well with enough food scraps.

VIII. PROPOSED SYSTEM

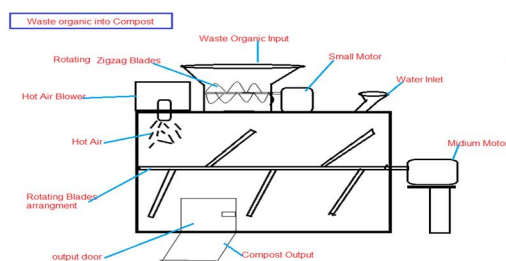


Fig.1 Proposed system of composter machine

IX. COMPONENTS AND ITS SPECIFICATION

Table 1. Components Specification

Sr. No.	Components	Rating	Specification
1	Solar Panel	12v25w	Provide power to system
2	Battery	12v14ah	Power storage
3	Adapter	12v 5ah	External power source
4	High torque DC motor	12V 50kg	For rotating mixing mechanism
5	High speed Cutter Blade	12v 5000RPM	For Cutting input waste
6	DC water Pump	12v 1ah	For water sprinkler
7	Aluminum sheet	-	For hot temperature spread

X. THE COMPOSTING PROCESS

As mentioned in the book review section, compost can be aerobic or anaerobic. How to make aerobic compost was chosen for this project for a variety of reasons. First, making aerobic compost is faster because microorganisms eat and decompose organic matter faster and more effectively than anaerobic. Considering the duration of the project, the aerobic method seems to be the working for us. Second, to avoid it, anaerobic bi-composting should be done underground! Composting makes the process considerably more difficult. Making aerobic compost, on the other hand, may be done on the ground surface and does not necessitate digging.. Fast composting, which takes 14 to 21 days, is the favored approach. This procedure necessitates changing the manure on a regular basis in order for the microorganisms to have enough oxygen to accelerate their activity. Daily rotation also keeps the compost from scorching, which kills microorganisms and restores the composting process. We measure the temperature, pH, and humidity of the compost on a regular basis to ensure its consistency and quality.

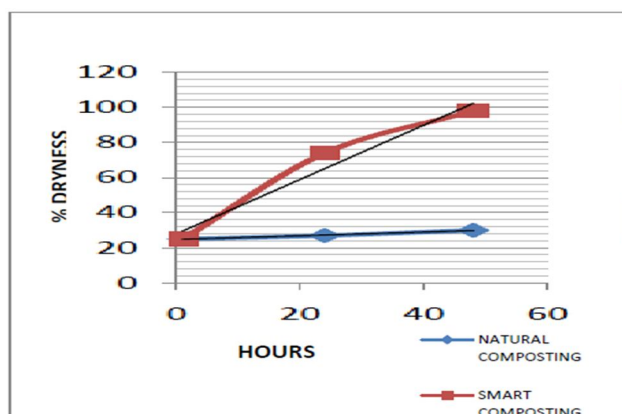


Fig. 6: Natural Composting –vs- SMART Composting

XI. CONCLUSIONS AND FUTURE WORK

In conclusion, the project converts natural waste into organic compost using a solar-powered composting machine. Experimental studies were performed to test the composting process using real waste. There are effective outcomes, which means that heavy can work effectively. The report contains steps and recommendations; nevertheless, in order for the project to move forward, subsequent work must be done at a high level. Because they have already taken the initiative to compost, people must maintain a compost machine. Kitchen garbage and other organic waste must also be separated before being added to the composting material. Finally, everyone in the community should be aware of the value of composting and take an active role in its advancement.

XII. ACKNOWLEDGMENT

In the course of a beautiful in-house project journey, we would really like to take this time to appreciate everyone who supported us out.

REFERENCES

- [1] Gaurav Chiplunkar and Prof. (Dr.) Avinash More, Design of Kitchen Waste Composting Machine: A Smart Approach, Industrial Automation Department IJTRD | May – Jun 2018.
- [2] Waruse Amir Hamza et al., Fabrication Of Solar Composting Machine, Mechanical Engineering ,IJSER Volume 10, Issue 5, May-2019
- [3] Ahammad Vazim K. A et al , Design and Fabrication of a Novel Low Cost Food Waste Composting System with Accelerating Process Technology , Department of Mechanical Engineering , IJEAT , Volume-6 Issue-3, February 2017
- [4] Mansi Pare and Mohd. Aman. Design of organic compost machine , Dept. of Mechanical Engineering , IRJET , Volume: 06 Issue: 12 | Dec 2019.
- [5] B Naveen kumar et al. Fabrication & Prototype of Portable Compost Machine, Dept. of mechanical Engineering , IRJET Volume: 06 Issue: 05 | May 2019.
- [6] Amlinger, F. Götz, B. Dreher, P.Geszti, J. and Weissteiner, C. Nitrogen in biowaste and yard waste compost: dynamics of mobilisation and availability a review. European Journal of Soil Biology 39, 107-116.2003.
- [7] Yvette B. Guanzon, Robert J. Holmer, Composting of Organic Wastes: A Main Component for Successful Integrated Solid Waste Management in Philippine Cities. (2000).
- [8] K. i-D. Z. f. B. F.-B. M. Y. Kodwo Miezaha, "Municipal solid waste characterization and quantification as a measure towards effective waste management in Ghana," ELSEVIER, vol. 46, no. 7, pp. 15-27, December 2015.
- [9] IOSR, "Design, Development and Evaluation of a Small Scale Kitchen Waste Composting Machine,,"IOSR Journal of Engineering (IOSRJEN_ , vol. 04, no. 04, pp. 29-33, April 2014.
- [10] S. Godura, A. K. Aggarwal and P. Bhatia, "Municipal solid waste management index in urban areas: Delphi validated tool," Int. J. of Environment and Waste Management, vol. 20, no. 3, pp. 215 - 232, 2017.



10.22214/IJRASET



45.98



IMPACT FACTOR:
7.129



IMPACT FACTOR:
7.429



INTERNATIONAL JOURNAL FOR RESEARCH

IN APPLIED SCIENCE & ENGINEERING TECHNOLOGY

Call : 08813907089  (24*7 Support on Whatsapp)