



# **iJRASET**

International Journal For Research in  
Applied Science and Engineering Technology



---

# **INTERNATIONAL JOURNAL FOR RESEARCH**

IN APPLIED SCIENCE & ENGINEERING TECHNOLOGY

---

**Volume: 11    Issue: VI    Month of publication: June 2023**

**DOI: <https://doi.org/10.22214/ijraset.2023.54222>**

**[www.ijraset.com](http://www.ijraset.com)**

**Call:  08813907089**

**E-mail ID: [ijraset@gmail.com](mailto:ijraset@gmail.com)**

# Survey: Implementing Artificial Neural Networks for Stock Market Prediction

D. Vandana<sup>1</sup>, M. Sridevi<sup>2</sup>

<sup>1,2</sup>Assistant Professor, Department of Information Technology, G. Narayanamma Institute of Technology and Science (For Women), Hyderabad

**Abstract:** *One of the most important tasks in developing investment portfolios is forecasting a financial time series, such as stock market patterns. This stage is tough due to its complexity and the presence of several factors that could alter the value of certain securities. We demonstrated in this article that the Nigerian stock market is ineffective by employing contradiction. Two years' worth of representative stock prices from multiple banks' stocks were examined using a feed forward neural network with back-propagation. The simulation results and price forecast suggest that it is possible to consistently earn good returns on investing in the Nigerian stock market by leveraging private information (PI) from the artificial neural network indicator.*

**Keywords:** *Neural Networks, stock market, efficiency theory, forecasting, genetic algorithms (GA)*

## I. INTRODUCTION

There are various complex financial indicators as well as a severe securities exchange. However, technological advancements provide the chance to earn regularly from the financial market and can also assist specialists in identifying the most instructive indications to boost expectation. The market value prediction is critical for maximizing profit while avoiding risk from an investment opportunity. The article's system section will follow; in which we will thoroughly discuss each cycle. Following that, we will have graphic representations of the inquiry and will explain the outcomes. Finally, we will describe the project's scope. We'll go over stretching.

## II. LITERATURE SURVEY

### 1) "Predicting the Nigerian Stock Market Using Artificial Neural Network"

Individuals and major financial supporters can earn from stock investments. In the financial exchange (or capital market), organization stocks, securities, and other types of protection are swapped at agreed-upon values. Each time there is a market exchange, the price of each stock is frequently quoted. Because market conditions influence how much a stock costs, an unexpected drop in its price could result in a big loss of capital and damage a possible financial backer. As a result, having a reasonable expectation of the cost of the securities exchange is critical to successful trading. Out of a few strategies that have been explored to anticipate the market value, the fake neural organization (ANN) strategy gave a more effective forecast since it permits further examination of huge arrangement of information particularly those that tend to vacillate inside a brief timeframe. The Principal Bank of Nigeria PLC shares dataset is utilized as contextual analysis in this work. In fostering the neural organization framework, the examination receives the Multi-facet Feed Forward (MLFF) neural organization model. The organization is prepared using backpropagation computing. The analysis uses the opening and closing prices, number of stock transactions, volume of shares traded, and trading day across a seven-day period in the history of First Bank of Nigeria PLC shares as inputs for the neural network. The expected cost is the yield of the organization model.

### 2) "Design and Implementation of NN5 for Hong Stock Price Forecasting"

Securities exchange conjectures are attempts to estimate the future value of firm capital or other financial commodities burned through in the financial exchange. If the future stock value number is correct, you will benefit greatly. The active market displays all accessible stock value information, proving that price movements are not the source of extraneous data. Others argue that persons who have these notions use a number of strategies and approaches to help them obtain future information.

### 3) "Forecasting Stock Performance using Intelligent Hybrid Systems"

Unusual: For distant organizations to thrive, continuous development is essential. This is accomplished through the comparison of conventional wisdom and the development of expert convention.

Through recreation on NS2s, this study thoroughly examined the comparison between IEEE 802.15.4 (x-honey bee), 802.11 (wifi), and 802.16 (wimax) based on throughput, PDR, deferral, and energy. Based on the observed data, this study highlighted the Effective Guidelines between xbee wifi and wimax.

#### 4) "Neural Network With Genetic Algorithms For Stocks Prediction"

Free space optics provides a solution to the increased need for transfer speed in online applications. It gives a better solution for network bottleneck issues while solving a significant issue caused by climate elements such as smog, rain, snow, and rainfall. The work presented here focuses on developing a system for FSO connectivity that can enable efficient data transmission up to 3 kilometers while accounting for the impact of mist while transmitting with a higher quality factor and a lower Digit error Rate. It also analyzes two FSO framework plans with a single source and a cluster of lasers at 850 nm working frequency using frequency division multiplexing with both RZ and RZ.

#### 5) "Toward Global Optimization of Neural Network A Comparison of the Genetic Algorithm and Back propagation"

For a long time, information has been gathering on a massive scale in all aspects of our lives. Sensor technologies, the Web, informal organizations, remote correspondence, and small memory have all contributed to an explosion of "Large Information." The networked world of today, as well as the emergence of digital physical or systems of systems (SoS), are key sources of information aggregation, whether mathematical, visual, textual, or surface-related, etc. SoS is essentially described as the coordination of autonomously running, heterogeneous frameworks over a certain time period in order to reach a higher standard than the sum of the parts. Recent research has developed a promising methodology called "Information Examination" that employs measurable and computational insight (CI) tools such as head part analysis (PCA), bunching, fluffy reasoning, neuro-registering, transformative calculation, Bayesian organizations, information mining, design recognition, profound learning, and others to reduce the size of "Enormous Information" to a reasonable estimate and apply these tools to (a)r This section attempts to give an extension between SoS and Information Investigation in order to foster robust models for such frameworks. We'll look at four big data applications, including information derived from the sun, wind, money, and plants.

### III. PROPOSED SYSTEM

For future stock forecasting, the proposed framework employs a skilled regulated learning technique. The advancement of innovation gives the opportunity to acquire regular fortune from financial exchange and can furthermore help specialists in identifying the most instructive markers to improve expectation. Administrators collect past stock exchange records and store them in an information database. Forecasting market value is critical for increasing the benefit of investment opportunity purchases while keeping risk low. By employing excellent regressor procedures, proposed achieved projected anticipated features.

Regressor approaches that account for expectations from previous financial transactions. Using the required regressor methods and the average of historical stock attributes. The client can confidently forecast future qualities by using our program.

#### A. Proposed System Architecture

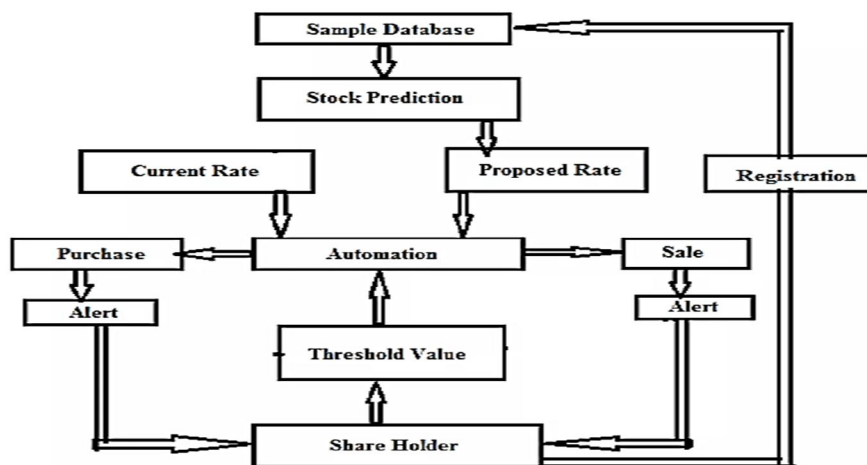
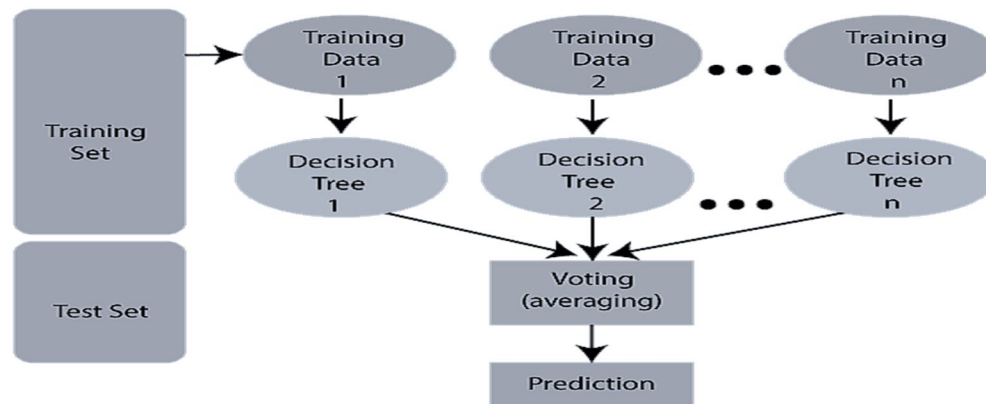


Fig: Block Diagram of Proposed System

#### IV. ALGORITHMS

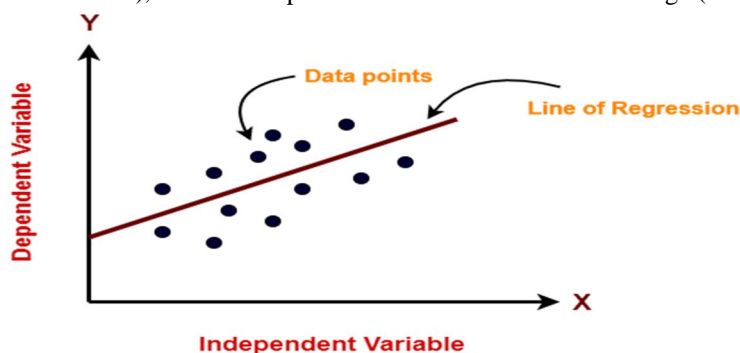
##### A. Random Forest

The administered learning calculation is arbitrarily timberland. It assembles "woods" from attractive trees, which are frequently prepared using the "sacking" technique. The essential premise of the stowing technique is that integrating many learning models broadens the final outcome.



##### B. Linear Regression

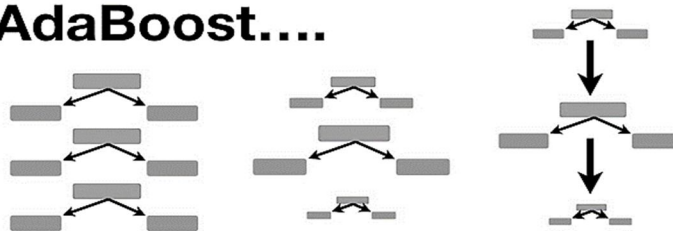
Straight Relapse is a managed AI computation with a consistent and continuously increasing predicted yield. Instead of attempting to categorize them (such as feline or canine), it is used to predict values within a constant range (such as deals and cost).



##### C. Adaboost

Boosting is a group demonstration strategy that attempts to create a reliable classifier from a collection of weak ones. The model's building employing flimsy models in arrangement is finished. First, a model is built with the preparation data. At that point, the succeeding model is built in an attempt to correct the faults in the previous model. This process is repeated, and models are added, until either the maximum number of models is added, or the complete preliminary information collecting is adequately projected. AdaBoost was the first totally successful boosting calculation with a double order objective. Versatile Boosting, also known as AdaBoost, is a well-known boosting strategy that merges several "frail classifiers" into a single "solid classifier."

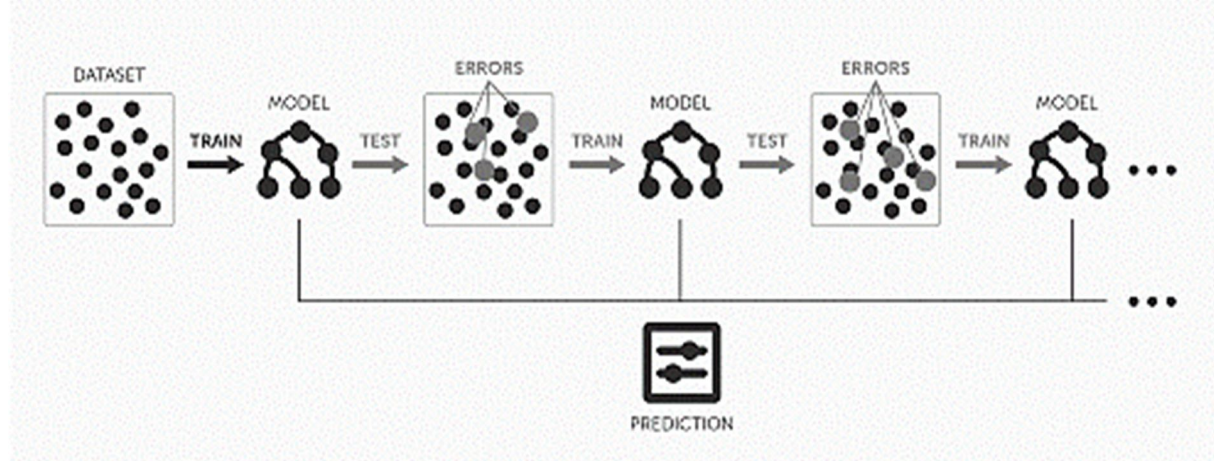
##### AdaBoost....





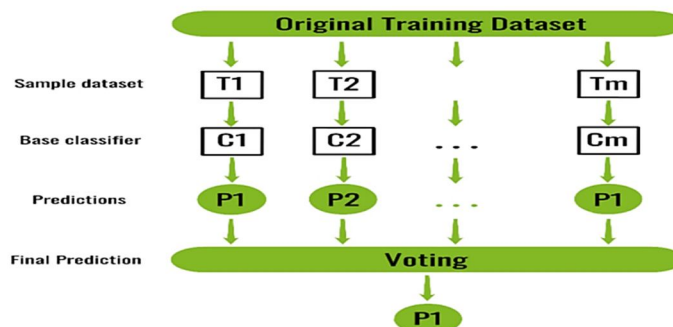
#### D. Gradient Boosting

This is yet another popular boosting computation that works quite similarly to AdaBoost. Gradient Boosting works by adding preceding indicators that fell short of expectations to the set in a progressive manner, guaranteeing that any previous errors are remedied. What distinguishes it is how it handles the ill-suited upsides of its archetype. Despite AdaBoost, which changes the case loads at each association, this strategy attempts to match the new indicator to the lingering errors created by the prior indicator.



#### E. Bagging Regressor

A bagging regressor is a meta-assessor that fits basic regressors to unique irregular subsets of the initial dataset and then adds up each forecast (through voting or average) to generate the final expectation.



### V. IMPLEMENTATION

**Administrator** The first executive compiles a history of previous financial transactions and maintains it in a specialized database. All information is said to be of actual worth.

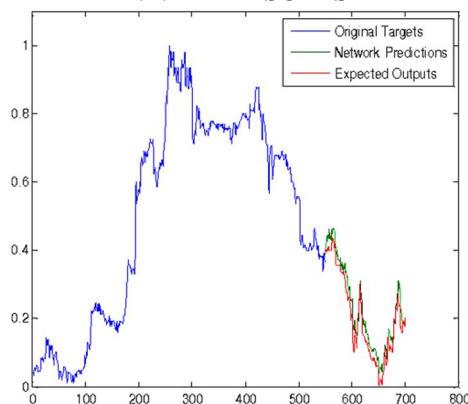
#### A. Pre-Processing And Cleaning

**cleansing and pretreatment** Select the most recent informational index and divide the real value by the number of years or months. Select some unsavory genuine qualities from the knowledge base. Finally, undesirable genuine characteristics are being removed. Any remaining qualities are then sent out by the analyzer and indicator. **Administrator** The original executive compiles previous financial transaction history and stores it in a specific database. Every piece of information is assumed to be true.

#### B. Analyzer And Indicator

The outcomes of the analyzer and indicator's pre-processing and cleaning are gathered, and the typical rate over a real worth is calculated. To evaluate the number of informative indices and the irregular backwoods regressor, a diagram generator is employed. In the deconstructed modules, various regressors (such as the packing regressor, the adaboost regressor, the kneighbors regressor, and the inclination boosting regressor) are employed. A last-minute value was added and displayed alongside the current diagram. Clients can undoubtedly anticipate future exchange costs at this time.

## VI. RESULTS



## VII. CONCLUSION&FUTURE ENHANCEMENT

The typical rate over a real worth is calculated after gathering the outcomes of the analyzer's and the indicator's pre-processing and cleaning. A diagram generator is used to evaluate the irregular backwoods regressor and the number of relevant indices. The packing regressor, adaboost regressor, kneighbors regressor, and inclination boosting regressor are among the regressors used in the deconstructed modules. At the last minute, value was added and appears with the current diagram. Clients now can absolutely forecast future exchange rates. The results indicate that additional hidden layer(s) influence the models' score. The addition of randomized element selection distinguishes Arbitrary Forest from sacking.

## BIBLIOGRAPHY

- [1] <https://en.wikipedia.org/wiki/F-test>
- [2] <http://goo.gl/4OI84b>
- [3] <http://scikit-learn.org/stable/>
- [4] <http://deeplearning.net/software/theano/>
- [5] <http://colah.github.io/posts/2015-08-Understanding-LSTMs/>
- [6] M.T. Philip, K. Poul, S.O. Choy, K. Reggie, S.c. Ng, I. Mark, T.Jonathan, K. Kai, and W. Tak-Lam, "Design and Implementation of NN5 for Hong Stock Price Forecasting", Journal of E ngineering Application of Artificial I ntelligence, vol. 20,2007, pp.453-461.
- [7] X. Wu, M. Fund and A. Flitman, "Forecasting Stock Performance using Intelligent Hybrid Systems", Springerlink, 2001, pp. 4 4 7-4 56.
- [8] T. Kimoto, K. Asawaka, M. Y oda, and M. Takeoka, "Stock Market Prediction System with Modular Neural Network " , Processing of I nternational Joint Conference on Neural Networks, 1990, pp. 1-6.
- [9] K. Sridevi and M. A. Saifulla, "Control Plane Efficiency by Load Adjustment in SDN" in Smart Trends in Computing and Communications ser. Lecture Notes in Networks and Systems, Singapore: Springer, pp. 515-524, 2022.
- [10] Vaddi, S., Mohanty, H. (2013). Querying a Service from Repository of SMaps. In: Hota, C., Srimani, P.K. (eds) Distributed Computing and Internet Technology. ICDCIT 2013. Lecture Notes in Computer Science, vol 7753. Springer, Berlin, Heidelberg. [https://doi.org/10.1007/978-3-642-36071-8\\_43](https://doi.org/10.1007/978-3-642-36071-8_43)
- [11] H. Mizono, M. Kosaka, H. Yajma, and N. Komoda, "Application of Neural Network to Technical Anaysis of Stock Market Prediction " , Studies in I nformatics and Control, 1998, Vol.7, No.3, pp.111-120. [10] S. R. Sexton, R. E . Dorsey and I. D. Johnson, "Toward Global Optimization of Neural Network A Comparison of the Genetic Algorithm and Backpropagation", 1998, Decision Support Systems vol22, pp.117-185.
- [12] V. S. Bhargavi and S. V. Raju, "Enhancing security in MANETS through trust-aware routing," 2016 International Conference on Wireless Communications, Signal Processing and Networking (WiSPNET), Chennai, India, 2016, pp. 1940-1943, doi: 10.1109/WiSPNET.2016.7566481.
- [13] V. S. Bhargavi, M. Seetha and S. Viswanadharaju, "A hybrid secure routing scheme for MANETS," 2016 International Conference on Emerging Trends in Engineering, Technology and Science (ICETETS), Pudukkottai, India, 2016, pp. 1-5, doi: 10.1109/ICETETS.2016.7602991.
- [14] Robyn Ball and Philippe Tissot, "Demonstration of Artificial INeural Network in Matlab", Division of Nearhsore Research, Texas A&M University, 2006
- [15] I.Ravi Prakash Reddy, "Node Pattern State and Trust Rate base Route Selection for Reliable Data Transmission in Mobile Adhoc Networks", Journal of Applied Science and Computations, ISSN:1076-5131, Vol-5, Issue-XII, December 2018
- [16] S. Neenwi, P. O. Asagba, L. G. Kabari. "Predicting the Nigerian Stock Market Using Artificial Neural Network", European Journal of Computer Science and Information, VoLI , No.1, pp.30-39, J une 2013.





10.22214/IJRASET



45.98



IMPACT FACTOR:  
7.129



IMPACT FACTOR:  
7.429



# INTERNATIONAL JOURNAL FOR RESEARCH

IN APPLIED SCIENCE & ENGINEERING TECHNOLOGY

Call : 08813907089  (24\*7 Support on Whatsapp)