



iJRASET

International Journal For Research in
Applied Science and Engineering Technology



INTERNATIONAL JOURNAL FOR RESEARCH

IN APPLIED SCIENCE & ENGINEERING TECHNOLOGY

Volume: 13 **Issue:** XI **Month of publication:** November 2025

DOI: <https://doi.org/10.22214/ijraset.2025.75520>

www.ijraset.com

Call: ☎ 08813907089

E-mail ID: ijraset@gmail.com

The Study on Gamma Ray Laser

Muhammad Arif Bin Jalil

Physics Department, Faculty of Science, Universiti Teknologi Malaysia, 81310 Johor Bahru, Johor, Malaysia

Abstract: *Similar to how a conventional laser produces coherent visible light rays, a hypothetical device called a gamma-ray laser, or graser, would produce coherent gamma rays.[22] Potential applications for gamma-ray lasers include medical imaging, spaceship propulsion, and cancer treatment.[23] In his Nobel lecture in 2003, Vitaly Ginzburg named the gamma-ray laser as one of the top 30 scientific problems.[24] Building a working gamma-ray laser is an interdisciplinary project that requires expertise and research in quantum mechanics, nuclear and optical spectroscopy, chemistry, solid-state physics, and metallurgy in addition to the production, moderation, and interaction of neutrons. The course covers both engineering technologies and basic science.[25]*

Keywords: *LASER, Energy Source, Gain Medium, Absorption, Spontaneous emission, Stimulated emission, the Gamma Ray Laser.*

I. INTRODUCTION

A laser is a device that uses optical amplification, which is based on the stimulated emission of electromagnetic radiation, to emit light. Originally intended to stand for light amplification by stimulated emission of radiation, the name laser is an acronym.[1][2] Theodore Maiman at Hughes Research Laboratories constructed the first laser in 1960 based on theoretical research by Charles H. Townes and Arthur Leonard Schawlow.[3] Coherent light is emitted by lasers, setting them apart from other light sources. Applications such as laser cutting and lithography are made possible by spatial coherence, which enables a laser to be focused to a small area. Additionally, it enables collimation, which keeps a laser beam narrow over long distances and is useful in lidar (light detection and ranging) and laser pointer applications. A highly narrow frequency spectrum can be emitted by lasers due to their excellent temporal coherence. As an alternative, temporal coherence can be utilized to create ultrashort light pulses of femtosecond durations that have a broad spectrum.

Lasers find application in cutting and welding materials, laser disc drives, laser printers, barcode scanners, DNA sequencing instruments, fiber-optic and free-space optical communication, semiconducting chip manufacturing (photolithography), laser surgery and skin treatments, and cutting and welding supplies. They are also used in laser lighting displays for entertainment purposes and in military and law enforcement devices for marking targets and measuring speed and range. In order to excite fluorescence as a white light source, semiconductor lasers operating in the blue to near-UV range have also been used in place of light-emitting diodes (LEDs). This allows for a much smaller emitting area because of the laser's much greater radiance and eliminates the droop that LEDs experience. Some automobile headlamps already use such devices.[4][5][6][7] The term "microwave amplification by stimulated emission of radiation" (maser) refers to the first device that used amplification by stimulated emission, and it worked at microwave frequencies.[8] Initially called optical masers, these identical optical devices were later abbreviated as lasers after the word "light" was substituted for the word "microwave" in the acronym.[9] These days, all of these devices—such as infrared, ultraviolet, X-ray, and gamma-ray lasers—that operate at frequencies higher than microwaves (about 300 GHz and beyond) are referred to as lasers, while those that operate at microwave or lower radio frequencies are referred to as masers.[10][11] In the field, "to lase" is a back-formed verb that means "to give off coherent light," notably when referring to a laser's gain medium. [12] A laser is said to be "lasing" when it is in operation.[13] Naturally occurring coherent emissions are also referred to as masers or lasers, as in atom laser and astrophysical maser.[14][15] Despite what the term suggests, a laser that generates light on its own is actually an optical oscillator rather than an optical amplifier.[16] One funny observation is that it would have been more accurate to refer to the phenomenon as light amplification by stimulated emission of radiation abbreviated as LASER.[15] Due to the original acronym's extensive usage as a common noun, optical amplifiers are now also known as laser amplifiers.[17]

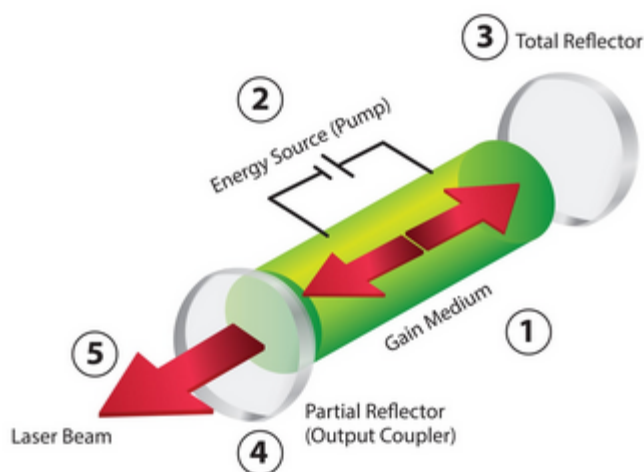


Figure 1: The components of a typical laser system [18]

II. LITERATURE REVIEW

Albert Einstein proposed in 1916 that, in the right conditions, atoms may spontaneously release excess energy as light or when stimulated by light. This idea eventually led to the development of the laser. In 1928, German physicist Rudolf Walther Ladenburg made the first observation of stimulated emission, however it didn't seem to have any applications at the time. [21] In 1951, while attending Columbia University in New York City, Charles H. Townes devised a method for producing stimulated emission at microwave frequencies. He showed off a functional apparatus that concentrated "excited" ammonia molecules in a resonant microwave cavity, causing them to emit a pure microwave frequency, at the end of 1953. For "microwave amplification by the stimulated emission of radiation," Townes gave the gadget the name maser. The theory of maser operation was separately described by two scientists from the P.N. Lebedev Physical Institute in Moscow: Nikolay Gennadiyevich Basov and Alexander Mikhaylovich Prokhorov. All three received a share of the 1964 Nobel Prize in Physics for their contributions. [21]

The mid-1950s saw a sharp increase in maser research, but atomic clocks and low-noise microwave amplifiers were the sole uses for masers. In 1957, Townes suggested that they attempt to expand the use of maser action to the considerably shorter wavelengths of visible or infrared light to his brother-in-law, Arthur L. Schawlow, a former postdoctoral student at Columbia University who was working at Bell Laboratories. Townes also spoke with Gordon Gould, a Columbia University graduate student who immediately came up with his own laser concepts. In a groundbreaking study published in the Physical Review on December 15, 1958, Townes and Schawlow presented their concepts for a "optical maser." In the interim, Gould produced a patent application and created the word "laser." The question of who should be acknowledged as the "inventor" of the laser Townes or Gould became very contentious and resulted in years of legal disputes. In the end, Gould was awarded four patents beginning in 1977, which brought in millions of dollars in royalties. [21] The Townes-Schawlow proposal inspired other groups to attempt laser construction. The secret military contract was based on the Gould proposal. Theodore H. Maiman was the first to succeed at Hughes Research Laboratories in Malibu, California, by using an alternative strategy. He used a photographer's flash lamp to produce intense pulses that excited the chromium atoms within a synthetic ruby crystal. He selected this material after carefully examining its light-absorbing and light-emitting properties and determining that it should function as a laser. He created red pulses with a ruby rod the size of a fingertip on May 16, 1960. The first gas laser was created at Bell Labs in December 1960 by Ali Javan, William Bennett, Jr., and Donald Herriott. It used a helium and neon mixture to continuously produce an infrared beam. The first semiconductor laser was created in 1962 by Robert N. Hall and colleagues at the General Electric Research and Development Center in Schenectady, New York. [21] Though practical uses took years to develop, lasers soon captured the public's attention, partly because of their resemblance to the "heat rays" of science fiction. While working with Maiman on the ruby laser, a young physicist by the name of Irnee D'Haenens made a long-lasting joke in the laser community when she said that the device was "a solution looking for a problem." Townes and Schawlow had anticipated using laser beams for airborne or spaceborne signal transmission as well as basic research. Gould imagined more potent beams that could drill and cut through a variety of materials. A significant early achievement occurred in late 1963 when Emmett Leith and Juris Upatnieks, two researchers at the University of Michigan, created the first three-dimensional holograms using lasers. [21]

The first widely used lasers in commerce were helium-neon lasers. Straight lines could be projected for alignment, surveying, construction, and irrigation right away since they could be set to produce a visible red beam rather than an infrared one. Ruby laser pulses were soon being used by eye surgeons to fuse detached retinas back together without making incisions in the eye. The laser scanner used for automated checkout in supermarkets was the first widespread use of lasers; it was created in the middle of the 1970s and gained popularity a few years later. Personal computer laser printers and compact disc music players quickly followed.[21] Lasers are becoming commonplace instruments in many fields. In lecture halls, laser pointers draw attention to presentation points, and laser target designators direct smart bombs to their intended targets. Razor blades are welded, undesired hair is removed, tattoos are bleached, and patterns are written on manufacturing line products without ever touching them using lasers. The surfaces of Mars and the asteroid Eros were profiled in unprecedented detail by laser rangefinders aboard space spacecraft. Physicists have used lasers in the lab to chill atoms to within a very small degree of absolute zero.[21]

III. THE PRINCIPLE OF LASER OPERATION

The laws of quantum physics, which restrict atoms and molecules to possessing finite amounts of stored energy that vary depending on the nature of the atom or molecule, shape laser emission. When all of an atom's electrons are in the closest orbits to its nucleus, the atom has the lowest energy attainable (see electronic configuration). We refer to this stage as the ground state. An atom is said to be "excited" when one or more of its electrons have taken in energy and are able to travel to outer orbits. In general, excited states are unstable because light is released as electrons transition from higher to lower energy levels.[21]

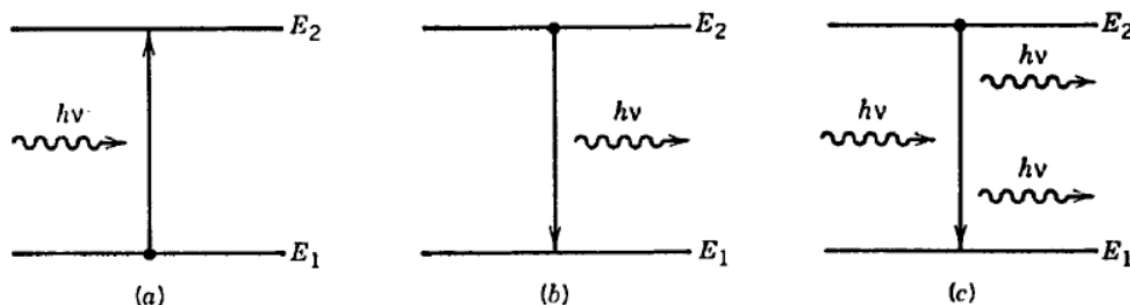


Figure 2: The three fundamental processes occurring between the two energy states of an atom [19]

(a) Absorption (b) Spontaneous emission and (c) stimulated emission

Einstein realized there were two possible ways to produce this emission. Discrete light packets, or photons, are typically released spontaneously and without the help of an external source. Alternatively, if the energy of the passing photon precisely matched the energy that an electron would release spontaneously upon descending to a lower-energy configuration, it may cause an atom or molecule to emit light. The proportion of lower-energy to higher-energy combinations determines whether process is dominant. Lower-energy setups are typically more common. Accordingly, it is more likely for a photon that spontaneously emits to be absorbed and raise an electron from a lower-energy configuration to a higher-energy configuration than it is for a second photon to be released in order to cause a higher-energy configuration to descend to a lower-energy configuration. Stimulated emission will cease as long as lower-energy states are more prevalent.[21] Nonetheless, spontaneously released photons are more likely to trigger more emissions, creating a cascade of photons, if higher-energy configurations predominate (a situation referred to as population inversion). A population inversion cannot be produced by heat alone; an additional technique is needed to specifically excite the atoms or molecules. This is usually accomplished by either shining a strong light on the laser material or by running an electric current through it.[21]

There are just two energy levels in the most basic system that can be imagined, like Townes' ammonia maser. Three or four energy levels are involved in more practical laser systems. The material in a three-level laser is initially stimulated to a high-energy, brief state that then spontaneously transitions to a relatively lower-energy state known as a metastable state, which has an exceptionally long lifespan. The reason the metastable state matters is that it retains and traps excitation energy, causing a population inversion that can be further induced to release radiation and return the species to its ground state. A three-level laser is the ruby laser created by Theodore Maiman.[21] Unfortunately, the three-level laser can only function in the event that the ground state is empty. Most three-level lasers are limited to producing pulses because when atoms or molecules produce light, they build up in the ground state, where they can absorb the stimulated emission and stop the laser action.

The four-level laser solves this problem by having an additional transition state situated between the ground and metastable levels. As a result, numerous four-level lasers can provide a continuous beam for several days.[21]

IV. THE ELEMENTS AND CHARACTERISTICS OF LASER BEAM

Although population inversions can occur in liquids or solids, gasses and solids make up the majority of laser media. Usually, an electric current or external light source is used to excite laser gasses inside the cylindrical tubes, a process known as "pumping" the laser. Likewise, transparent crystals or semiconductors with trace amounts of light-emitting atoms can be used in solid-state lasers. [21] To increase the amount of light energy in the beam, an optical resonator is required. A pair of mirrors placed facing each other such that light emitted along the line between the mirrors is reflected back and forth creates the resonator. Light that is reflected back and forth across the laser medium becomes more intense with each pass when a population inversion occurs in the medium. Unamplified light seeps in from the mirrors' surroundings. Only a portion of the incident light is transmitted by one or both mirrors in a real laser cavity.[0]The type of laser determines the fraction of light transmitted, or the laser beam. The amount of light added by stimulated emission on each round trip between the mirrors, if the laser produces a continuous beam, equals the light appearing in the beam plus losses within the optical resonator.[21]

Technically, a laser oscillator is created when a resonant cavity and laser medium are combined to create what is often referred to as a laser. Many laser characteristics are determined by oscillation, which indicates internal light generation in the apparatus. A laser would be nothing more than an optical amplifier in the absence of mirrors and a resonant cavity; it could only amplify light coming from an external source and not produce an internal beam. The first optical amplifier was demonstrated in 1961 by American Optical researcher Elias Snitzer, but applications for these devices were limited until the rise of fiber optic-based communications. [21]

Generally, laser light is distinct from other types of light because it is concentrated into a narrow beam, restricted to a small range of wavelengths (commonly referred to as "monochromatic"), and composed of waves that are phase-locked to one another. These characteristics result from interactions between the laser medium, the resonant cavity, and the stimulated emission process.[21]A photon that is stimulated will produce another photon that is identical to the original, with the same phase, wavelength, and direction. As a result, the two photons are coherent, with phase peaks and valleys, with respect to one another. Then, other identical photons can be stimulated to emit by both the original and the new photon. This uniformity is increased by alternating the light through a resonant cavity; the laser design determines the beam's narrowness and coherence. Even if a visible laser appears to be pointing at a location on the wall across from you in a room, the beam's collimation is not always perfect. The distance between the laser mirrors and diffraction, which scatters light at an aperture's edge, determine how much the beam spreads. The amount of diffraction is directly related to the laser wavelength divided by the emitting aperture size; the beam spreads more slowly through larger apertures.[21]

At a wavelength of 0.633 micrometers, a red helium-neon laser emits light from a one-millimeter aperture. The resulting beam diverges at an angle of around 0.057 degree, or one milliradian. At a distance of one kilometer, a one-meter spot will result from such a modest angle of divergence. On the other hand, a standard flashlight beam creates a comparable one-meter spot in a matter of meters. Still, not every laser produces a tight beam. Semiconductor lasers require external optics to concentrate their beams since they emit light with a wavelength of close to one micrometer from an aperture of similar size, meaning that their divergence is at least 20 degrees. The laser material, the stimulated emission process, and the laser resonator's optics all affect the output wavelength. A material can support stimulated emission throughout a specific range of wavelengths for each energy level transition; the range's extent depends on the nature of the material and the transition. The mechanism concentrates emission at wavelengths where the chance of stimulated emission is largest. The probability of stimulated emission changes with wavelength.[21]

Laser oscillation is supported by resonant cavities at wavelengths that satisfy a resonant requirement, which is that the integral number N of wavelengths λ must match the round trip distance of light between the mirrors. The round-trip distance $2L$ must equal $N\lambda/n$, or $2L = N\lambda/n$, if the cavity length is L and the material's refractive index is n in the laser cavity. We refer to each resonance as a longitudinal mode. The wavelengths of neighboring modes are closely separated, with the exception of semiconductor lasers, and the laser often generates light concurrently on two or more wavelengths that are within 0.1 percent of one another. For most practical purposes, these beams are monochromatic; additional optics can be added to restrict laser oscillation to an even narrower wavelength range and to a single longitudinal mode.[21]A beam is more coherent when its wavelength range is less, indicating that all of the light waves inside it are exactly synchronized with each other. The coherence length is a metric used to measure this. This coherence length $= \lambda^2/2\Delta\lambda$ if the center of the wavelength range that is emitted is λ and the wavelength range that is emitted is $\Delta\lambda$.

Coherence lengths typically vary from millimeters to meters. For example, recording three-dimensional object holograms requires such lengthy coherence durations.

The typical power of a laser can range from microwatts to over a million watts in the case of the most powerful experimental lasers. Lasers can produce pulsed or continuous beams. When a laser produces an output that is essentially constant over a period of seconds or more, it is referred to be continuous-wave; the steady red beam produced by a laser pointer is one example. The output energy of pulsed lasers is concentrated into short, high-power bursts. One or more pulses can be fired by these lasers at regular intervals. At the peak of an incredibly brief pulse, instantaneous power might be very high. Peak power output from laboratory lasers has surpassed 10^{15} watts for durations of roughly 10^{-12} seconds.[0]In laboratory investigations, pulses can be compressed to a very short period of approximately 5 femtoseconds (5×10^{-15} seconds) to freeze the activity during incredibly rapid occurrences, including steps in chemical processes. Similar to how a magnifier concentrates sunlight onto a small spot to ignite paper, laser pulses may likewise be focused to concentrate high strengths on small spots.[21]

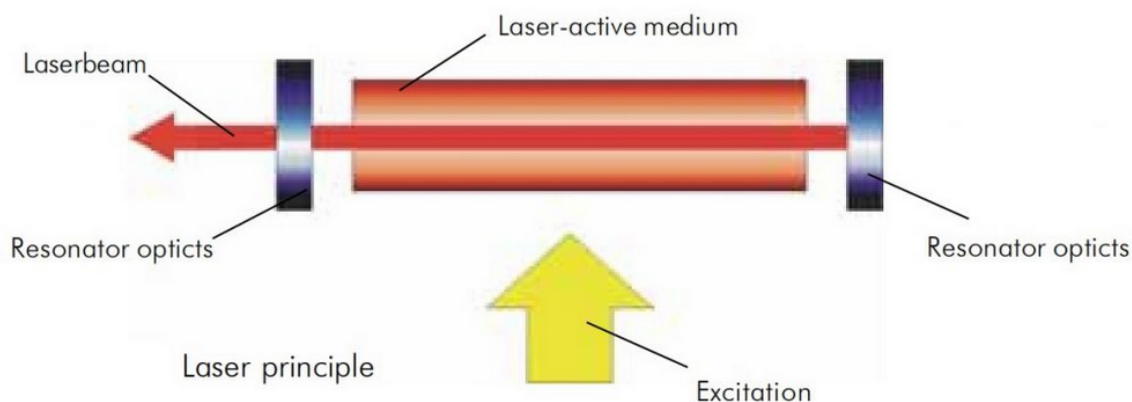


Figure 3: The basic principle of laser physics [20]

V. GAMMA RAY LASER

A hypothetical device known as a gamma-ray laser, or graser, would emit coherent gamma rays in the same way that a regular laser emits coherent visible light rays.[22] Gamma-ray lasers have potential uses in cancer treatment, spacecraft propulsion, and medical imaging.[23] Vitaly Ginzburg listed the gamma-ray laser as one of the top 30 physics problems in his 2003 Nobel talk.[24] In addition to the generation, moderation, and interaction of neutrons, the construction of a practical gamma-ray laser is an interdisciplinary endeavor that involves specialized knowledge and research in quantum mechanics, nuclear and optical spectroscopy, chemistry, solid-state physics, and metallurgy. Both fundamental science and engineering technology are covered in the course.[25] The broadening of the gamma-ray spectral line is caused by the difficulty of achieving a high enough concentration of resonant excited (isomeric) nuclear states for collective stimulated emission to take place.[26] The isomeric state's lifetime determines homogeneous broadening, one of the two types of broadening; the shorter the lifetime, the wider the line.[27][28] [29][30] Any method used to disperse the homogeneously expanded line across the spectrum is referred to as inhomogeneous broadening.[31]

It appears that the conditions for gain are met since the inhomogeneous background has been eliminated and there is a distinct line.[32] [33] [34] Unexcited states that would resonantly absorb the radiation, opaque impurities, and loss in propagation through the crystal in which the active nuclei are embedded are further challenges that would reduce gain.[35] To take advantage of the transparency offered by the Borrmann effect, a large portion of the latter can be circumvented through astute matrix crystal alignment. [36][37][38] [39]Another challenge, known as the "Grasser dilemma," is that qualities that would allow for adequate nuclear inversion density and those that should allow for gain appear to be mutually exclusive.[40][41] Conventional radiochemistry takes at least a few seconds to activate, separate, concentrate, and crystallize a significant number of excited nuclei. The lifespan of the excited state needs to be significantly longer in order to guarantee that the inversion continues. Moreover, although there are still possibilities, it appears that retaining the Mössbauer effect cannot coexist with the heating that would arise from neutron-pumping the inversion in situ.

Two-stage neutron-gamma pumping can reduce heating [42]. In this process, neutrons are captured in a parent-doped converter, producing Mössbauer radiation that is subsequently absorbed by ground-state nuclei in the graser.

[43] Multiple-level two-stage pumping has several benefits.[44][45]Utilizing nuclear transitions fueled by collective electron oscillations is a further strategy.[46] [47] The plan would use three different isomeric states: an upper and lower lasing state, as well as a long-lived storage state. The short-lived upper lasing state and the storage state would be energetically similar, but separated by a prohibited transition involving one quantum unit of spin angular momentum. A highly powerful optical laser would allow the graser to saturate the forbidden transition in the electron cloud's near field and slosh the cloud back and forth. After that, the population of the storage state would rapidly equalize with that of the upper lasing state, whose transition to the lower lasing state would be triggered by resonant gamma radiation as well as occurring spontaneously. Although the presence of such a trio appears possible, it has not yet been discovered. A "complete" chart of nuclides probably contains a very high number of isomeric states.[36][48] Using different types of triads involving transition energies at multiples of the optical laser quantum energy and at higher multipolarities, nonlinearities can produce both spatial and temporal harmonics in the near field at the nucleus [49][50]. This expands the range of potential applications for quick transition from the storage state to the upper lasing state.

VI. CONCLUSION

In summary, a device known as a gamma-ray laser, or graser, would generate coherent gamma rays in a manner similar to that of a normal laser, which creates coherent visible light rays.[22] Gamma-ray lasers have potential uses in cancer therapy, starship propulsion, and medical imaging.[23] Vitaly Ginzburg listed the gamma-ray laser as one of the top 30 scientific problems in his 2003 Nobel talk.[24] In addition to the production, moderation, and interaction of neutrons, the construction of a functional gamma-ray laser is an interdisciplinary endeavor that calls for knowledge and investigation in quantum mechanics, nuclear and optical spectroscopy, chemistry, solid-state physics, and metallurgy. Basic scientific and engineering technologies are both covered in the course.[25]

REFERENCES

- [1] Taylor, Nick (2000). *Laser: The Inventor, The Nobel Laureate, and The Thirty-Year Patent War*. Simon & Schuster. p. 66. ISBN 978-0684835150.
- [2] Ross T., Adam; Becker G., Daniel (2001). *Proceedings of Laser Surgery: Advanced Characterization, Therapeutics, and Systems*. SPIE. p. 396. ISBN 978-0-8194-3922-2.
- [3] "December 1958: Invention of the Laser". *aps.org*. Archived from the original on December 10, 2021. Retrieved January 27, 2022
- [4] Semiconductor Sources: Laser plus phosphor emits white light without droop". November 7, 2013. Archived from the original on June 13, 2016. Retrieved February 4, 2019.
- [5] Laser Lighting: White-light lasers challenge LEDs in directional lighting applications". February 22, 2017. Archived from the original on February 7, 2019. Retrieved February 4, 2019.
- [6] How Laser-powered Headlights Work". November 7, 2011. Archived from the original on November 16, 2011. Retrieved February 4, 2019.
- [7] Laser light for headlights: Latest trend in car lighting | OSRAM Automotive". Archived from the original on February 7, 2019. Retrieved February 4, 2019.
- [8] Heilbron, John L. (March 27, 2003). *The Oxford Companion to the History of Modern Science*. Oxford University Press. pp. 447. ISBN 978-0-19-974376-6.
- [9] Bertolotti, Mario (October 1, 2004). *The History of the Laser*. CRC Press. pp. 215, 218–219. ISBN 978-1-4200-3340-3.
- [10] McAulay, Alastair D. (May 31, 2011). *Military Laser Technology for Defense: Technology for Revolutionizing 21st Century Warfare*. John Wiley & Sons. p. 127. ISBN 978-0-470-25560-5.
- [11] Renk, Karl F. (February 9, 2012). *Basics of Laser Physics: For Students of Science and Engineering*. Springer Science & Business Media. p. 4. ISBN 978-3-642-23565-8.
- [12] LASE". *Collins Dictionary*. Retrieved January 6, 2024.
- [13] "LASING". *Collins Dictionary*. Retrieved January 6, 2024.
- [14] Streltinski, Vladimir (1997). "Masers, Lasers and the Interstellar Medium". *Astrophysics and Space Science*. 252: 279–287. Bibcode:1997Ap&SS.252..279S. doi:10.1023/
- [15] Chu, Steven; Townes, Charles (2003). "Arthur Schawlow". In Edward P. Lazear (ed.). *Biographical Memoirs*. Vol. 83. National Academy of Sciences. p. 202. ISBN 978-0-309-08699-8
- [16] Al-Amri, Mohammad D.; El-Gomati, Mohamed; Zubairy, M. Suhail (December 12, 2016). *Optics in Our Time*. Springer. p. 76. ISBN 978-3-319-31903-2.
- [17] Hecht, Jeff (December 27, 2018). *Understanding Lasers: An Entry-Level Guide*. John Wiley & Sons. p. 201. ISBN 978-1-119-31064-8.
- [18] <https://www.ulsinc.com/learn>
- [19] <https://www.fiberoptics4sale.com/blogs/wave-optics/semiconductor-laser-physics>
- [20] <https://www.szlaser.com/index.php/wiki/laser-physics/>
- [21] <https://www.britannica.com/technology/laser>
- [22] Baldwin, G. C. (1979). "Bibliography of GRASER research". Los Alamos Scientific Laboratory Report LA-7783-MS. doi:10.2172/6165356. OSTI 6165356
- [23] Pittalwala, Iqbal (2019-12-05). "Gamma-ray laser moves a step closer to reality". University of California, Riverside. Retrieved 2022-11-27.
- [24] Ginzburg, V. L. (2003). "On superconductivity and superfluidity". *The Nobel Prize in Physics 2003*: 96–127.
- [25] Baldwin, G. C.; Solem, J. C.; Gol'danskii, V. I. (1981). "Approaches to the development of gamma-ray lasers". *Reviews of Modern Physics*. 53 (4): 687–744. Bibcode:1981RvMP...53..687B. doi:10.1103/revmodphys.53.687
- [26] Baldwin, G. C.; Solem, J. C. (December 1979). "The Direct Pumping of Gamma-Ray Lasers by Neutron Capture". *Nuclear Science and Engineering*. 72 (3): 290–292. Bibcode:1979NSE....72..290B. doi:10.13182/NSE79-A20385

- [27] Vali, V.; Vali, W. (1963). "Induced gamma γ -ray emission". Proceedings of the IEEE. 51 (1): 182–184. Bibcode:1963IEEEP..51..182V. doi:10.1109/proc.1963.1677
- [28] Letokhov, V. S. (1973). "On the problem of the nuclear-transition gamma-laser". Journal of Experimental and Theoretical Physics. 37 (5): 787–793. Bibcode:1973JETP...37..787L
- [29] Kamenov, P.; Bonchev, T. (1975). "On the possibility of realizing a gamma laser with long-living isomer nuclei". BolgarskaiaAkademiiaNauk, Doklady. 28 (9): 1175–1177. Bibcode:1975BIDok..28.1175K
- [30] Il'inskii, Yu. A.; Khokhlov, R. V. (1976). "Possibility of creating a gamma-laser". Radiophysics and Quantum Electronics. 19 (6): 561–567. Bibcode:1976R&QE...19..561I. doi:10.1007/bf01043541. S2CID 120340405
- [31] Baldwin, G. C. (1977). "On the Feasibility of Grasers". Laser Interaction and Related Plasma Phenomena. Vol. 4A. Boston, MA: Springer. pp. 249–257. doi:10.1007/978-1-4684-8103-7_13. ISBN 978-1-4684-8105-1.
- [32] Terhune, I. H.; Baldwin, G. C. (1965). "Nuclear superradiance in solids". Physical Review Letters. 14 (15): 589–591. Bibcode:1965PhRvL..14..589T. doi:10.1103/physrevlett.14.589
- [33] Baldwin, G. C. (1974). "Is There a High Frequency Limit to Laser Action?". Laser Interaction and Related Plasma Phenomena. Vol. 3B. pp. 875–888. doi:10.1007/978-1-4684-8416-8_23. ISBN 978-1-4684-8418-2.
- [34] Andreev, A. V.; Il'inskii, Yu. A. (1975). "Amplification in a gamma laser when the Bragg condition is satisfied". Journal of Experimental and Theoretical Physics. 41 (3): 403–405. Bibcode:1975JETP...41..403A
- [35] Il'inskii, Yu. A.; Khokhlov, R. V. (1974). "On the possibility of observation of stimulated gamma radiation". Soviet Physics Uspekhi. 16 (4): 565–567. doi:10.1070/pu1974v016n04abeh005306
- [36] Baldwin, G. C.; Solem, J. C. (1997). "Recoilless gamma-ray lasers". Reviews of Modern Physics. 69 (4): 1085–1117. Bibcode:1997RvMP...69.1085B. doi:10.1103/revmodphys.69.1085
- [37] Borrmann, G. (1941). "ÜberExtinktionsdiagramme der Röntgenstrahlen von Quarz". PhysikalischeZeitschrift. 42: 157–162.
- [38] Kagan, Yu. M. (1974). "Use of the anomalous passage effect to obtain stimulated emission of gamma quanta in a crystal". JETP Letters. 20 (1): 11–12. Bibcode:1974JETPL..20...11K
- [39] Andreev, A. V.; Il'inskii, Yu. A. (1976). "Possible use of the Borrmann effect in the gamma laser". Journal of Experimental and Theoretical Physics. 43 (5): 893–896. Bibcode:1976JETP...43..893A
- [40] Baldwin, G. C.; Solem, J. C. (1979). "Maximum density and capture rates of neutrons moderated from a pulsed source". Nuclear Science and Engineering. 72 (3): 281–289. Bibcode:1979NSE...72..281B. doi:10.13182/NSE79-A20384
- [41] Baldwin, G. C.; Solem, J. C. (1995). "Kinetics of neutron-burst pumped gamma-ray lasers". Laser Physics. 5 (2): 326–335.
- [42] Gol'danskii, V. I.; Kagan, Yu.; Namiot, V. A. (1973). "Two-stage pumping of Mössbauer gamma-ray lasers". JETP Letters. 18 (1): 34–35. Archived from the original on 2016-03-06. Retrieved 2016-02-24.
- [43] Gol'danskii, V. I.; Kagan, Yu. (1973). "The possibility of creating a nuclear gamma laser". Journal of Experimental and Theoretical Physics. 37 (1): 49. Bibcode:1973JETP...37..49G
- [44] Baldwin, G. C.; Solem, J. C. (1980). "Two-stage pumping of three-level Mössbauer gamma-ray lasers". Journal of Applied Physics. 51 (5): 2372–2380. Bibcode:1980JAP....51.2372B. doi:10.1063/1.328007
- [45] Baldwin, G. C. (1984). "Multistep Pumping Schemes for Short-Wave Lasers". Laser Interaction and Related Plasma Phenomena. Vol. 6. pp. 107–125. doi:10.1007/978-1-4615-7332-6_8. ISBN 978-1-4615-7334-0.
- [46] Solem, J. C.; Biedenharn, L. C. (1987). "Primer on coupling collective electronic oscillations to nuclei" (PDF). Los Alamos National Laboratory Report LA-10878. Bibcode:1987pcce.rept.
- [47] Biedeharn, L. C.; Baldwin, G. C.; Boer, K. (1986). Nuclear excitation by laser driven coherent outer shell electron oscillations. Proceedings of the First International Laser Science Conference, Dallas, TX, November 18–22, 1985. Stwalley, W. C.; Lapp, M.; Eds. Vol. 146. pp. 52–53. Bibcode:1986AIPC..146...52B. doi:10.1063/1.35933
- [48] Solem, J. C.; Biedenharn, L. C.; Rinker, G. A. (1987). "Calculation of harmonic radiation from atoms subjected to strong laser fields and the possibility of nuclear excitation". Annual Meeting Optical Society of America. pp. TUS6. doi:10.1364/OAM.1987.TUS6
- [49] Solem, J. C.; Biedenharn, L. C. (1988). "Laser coupling to nuclei via collective electronic oscillations: A simple heuristic model study". Journal of Quantitative Spectroscopy and Radiative Transfer. 40 (6): 707–712. Bibcode:1988JSRT..40..707S. doi:10.1016/0022-4073(88)90066-0
- [50] Solem, J. C. (1988). "Theorem relating spatial and temporal harmonics for nuclear interlevel transfer driven by collective electronic oscillation". Journal of Quantitative Spectroscopy and Radiative Transfer. 40 (6): 713–715. Bibcode:1988JSRT..40..713S. doi:10.1016/0022-4073(88)90067-2



10.22214/IJRASET



45.98



IMPACT FACTOR:
7.129



IMPACT FACTOR:
7.429



INTERNATIONAL JOURNAL FOR RESEARCH

IN APPLIED SCIENCE & ENGINEERING TECHNOLOGY

Call : 08813907089  (24*7 Support on Whatsapp)