



iJRASET

International Journal For Research in
Applied Science and Engineering Technology



INTERNATIONAL JOURNAL FOR RESEARCH

IN APPLIED SCIENCE & ENGINEERING TECHNOLOGY

Volume: 11 Issue: VII Month of publication: July 2023

DOI: <https://doi.org/10.22214/ijraset.2023.54867>

www.ijraset.com

Call:  08813907089

E-mail ID: ijraset@gmail.com

Various types of Voltage Stability Control Techniques of DC Microgrid: A Comparative Analysis

Ankan Bhunia¹, Prof. Lini Mathew², Prof. Shimi S. L³

^{1, 2, 3}Department of Electrical Engineering (I&C) NITTTR, Chandigarh

Abstract: *This article presents a survey of control systems, steadiness, and adjustment procedures for DC microgrids (MG). A DC microgrid is getting huge consideration all over the planet because of the improvement of different DC loads, expanded efficiency, and progressions in power electronics devices.*

Developing worldwide worry over a dangerous atmospheric deviation and non-renewable energy sources (NRES) decrease and raised the requirement for perfect and green renewable energy sources (RES) for power generation through the Micro-Grid impression. DC Micro-Grid can be associated with the fundamental power framework or can turn in disconnection. Thus, in this manner a proficient framework for remote and country regions, available from little structures to enormous plants.

As the control technique assumes a significant part in guaranteeing microgrid's power superiority and effectiveness, a far-reaching survey of the state of art control methods in DC microgrid sets is important. DC MG are portrayed by alluring elements, for example, high framework efficiency, high power quality, lower cost, less complexity control and dependable answer for charge in regions. The various levelled control procedure is separated into three coatings in main, secondary and tertiary in view of their usefulness.

Keywords: *Microgrid (MG), Renewable Energy Sources (RES), Main Control, Secondary Control, Stability.*

I. INTRODUCTION

A MG is a gathering of interrelated loads and circulated power assets through plainly characterized electric limits that go about as a solitary controllable substance concerning the matrix. It can work in network associated mode [1]. Despite fact that DC microgrid (DC MG) is a moderately new idea for AC microgrids, it incorporates higher reliability, improved efficiency, versatility, and a characteristic natural interface with environmentally friendly power systems or frameworks and electric loads [2]. The lesser skin impact [3], the most powerful switching capacity [4], synchronization is not a problem [5], more secure for the humanoid [6], and regular connection point of the battery [7] and of the ultracapacitor with the group make DC the microarray has a distinctive inclination [8].

Distributed resources assets like wind and sun-based power (solar power), energy capacity units, alternating current and direct current loads, and other bidirectional governable loads make up the direct current circulation framework. The electrical energy in DC created by microgrid which is based on DC can be straightforwardly used to work devices or loads which are also depends on the DC. In any case, a couple of studies have inspected the use of central control (CC) microgrids with electric vehicles (EV). At the point once, the electric vehicle is completely charged over the alternating current framework, the AC supply is transformed to DC through AC to DC rectifier.

Hence, electrical vehicle can be observed as a basic load for DC microgrids [9]. Over the extended haul, a DC design might set aside power. Accordingly, charging EV via microgrid based on DC frameworks disposes of conversion losses and further develops in general framework performance [10].

The DCMG through its different portions is exhibited in Fig. 1. An effective, vigorous, and wise control system for steady and dependable activity is an irreplaceable requirement for a MG. The essential objective of executing smart and strong control in DCMG is effective, safe, and solid power stream from front to back. The control planning of a DCMG requirements to accomplish different control activities, for example, regulation of the voltage (VR), current distribution, energy capacity, minimization of working expenses, and so on.

These different control activities oversee the preparation, plan, and performance of an explicit control scheme in a microgrid for economic activity [11-13].

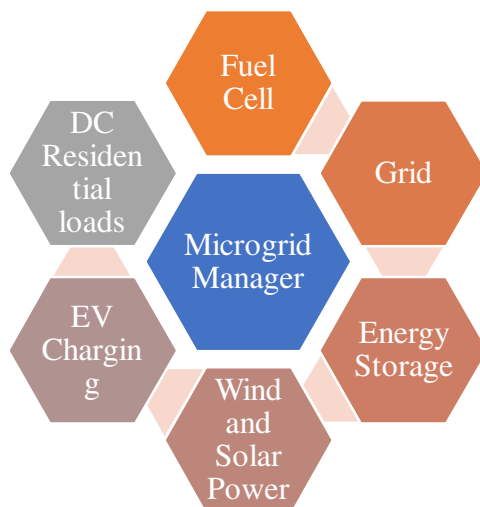


Fig. 1. Typical DC MG with Sources and Loads [14]

II. CONTROL SCHEME

As indicated by Cirino et.al [15], the relation between resistance of AC and DC families is given by

$$R_{ac} = \frac{\pi r^2}{\pi r^2 - \pi(r-\delta)^2} \times R_{dc} \quad (1)$$

Where, ' R_{ac} ' is the resistance of a material or wire when considered the AC and ' R_{dc} ' is the resistance of DC links individually, the radius of the conductor is denoted by ' r ' and δ is the depth of conductor. According to the above-mentioned equation, it very well may be seen that the resistance of the cable when consider AC will constantly be more noteworthy than its relating DC resistance. In this way, the losses in the AC framework would be higher and the ongoing burden limit would be lower contrasted with its relating DC framework. Notwithstanding many benefits, the DC framework has a few difficulties, for example, the innovation not being sufficiently experienced, for instance, normalization issues, the plan of the safety system because of the shortfall of the intersection point in voltage and current [16,17].

Despite the fact that DCMG appears as though another innovation, the DCMG idea accompanied equals to ACMG. Guarantee for easier regulator with improved productivity in addition with unwavering quality Y. Ito, et al. [18] detailed quite possibly the earliest trial 10 kW DCMG model in 2004. Since ordinary innovation depended on alternating current, research on ACMG rules over DC microgrids. In any case, in addition to the advancement of the information technology sector, the improvement of power electronics devices, a synchronous expansion in the loads, and the monetary benefits of DC frameworks have made them alluring to scientists [39-40]. Most of the renewable energy sources (RES) are irregular. Consequently, the work of different sources, for example, fuel cells and storage devices become basic to empower MG islanding or MG power smoothing in grid-connected mode [19].

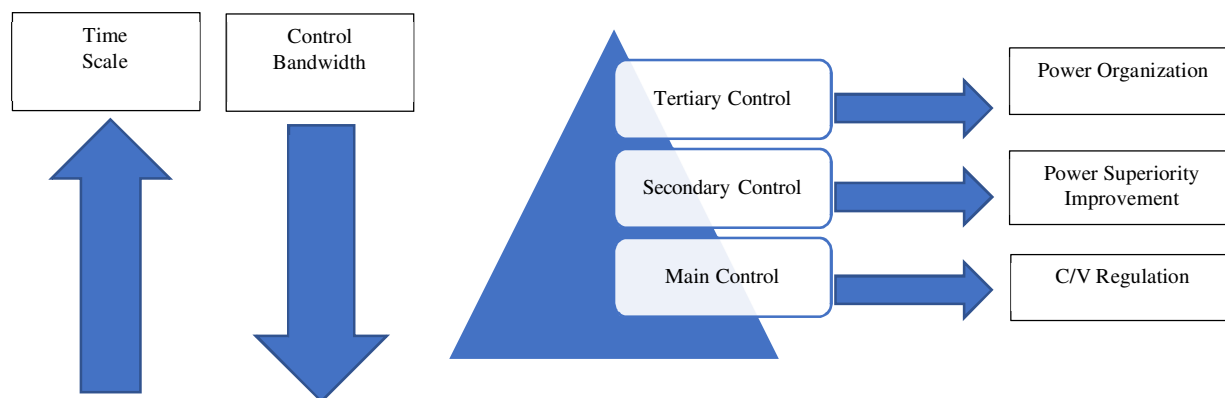


Fig. 2. Control Architecture in Hierarchical Manner [20]

A hierarchical control engineering comprising of main, secondary and tertiary control is displayed in Fig. 2. The main control faces the starter control of the energy dispersion and the current and voltage regulations [21]. Secondary control, a more elevated level than main, manages voltage compensation and shared execution improvement [22]. As the most elevated level of hierarchical design, tertiary control performs power the executives [23], energy management [24], and economic dispatch [25]. Hierarchical control is accomplished through the synchronous utilization of a nearby converter and facilitated control in view of computerized correspondence links, for example, the new cloud-based communication platforms [26] which are isolated by basically a significant degree in the control data transmission. The control transmission capacity diminishes as the time scale increments when we talk about the main control level to the tertiary control level.

Nonetheless, in a DC microgrid framework, there are different voltage levels and various setups that are successfully applied relying upon the framework necessities. The absence of comprehensiveness in guidelines and normalization is a huge hindrance for the execution of the DC microgrid framework. Thusly, while DC microgrid offers huge benefits as far as adaptability and survivability, the execution of DC microgrid is compromised because of the unavoidable moves that emerge because of security. The absence of accessibility of suitable security ways of thinking is a significant hindrance to the far-reaching reception of DC innovation. Subsequently, this examination has extensively explored all the assurance procedures carried out for DC microgrids.

III. CONTROL SCHEMES OF DCMG

As per the Fig. 2, PE converters like AC to DC and DC to DC converters are fundamental parts in DCMG to give manageable connection point among loads and sources. According to the regulator point of view in power converters, main control embraces of internal loops and sag control (power sharing of the starter). This segment displays the ailment state of art main control approaches on three-stage AC to DC converters and DC to DC converters [20]. Fig. 3 shows the controlling schemes of the DCMGs.

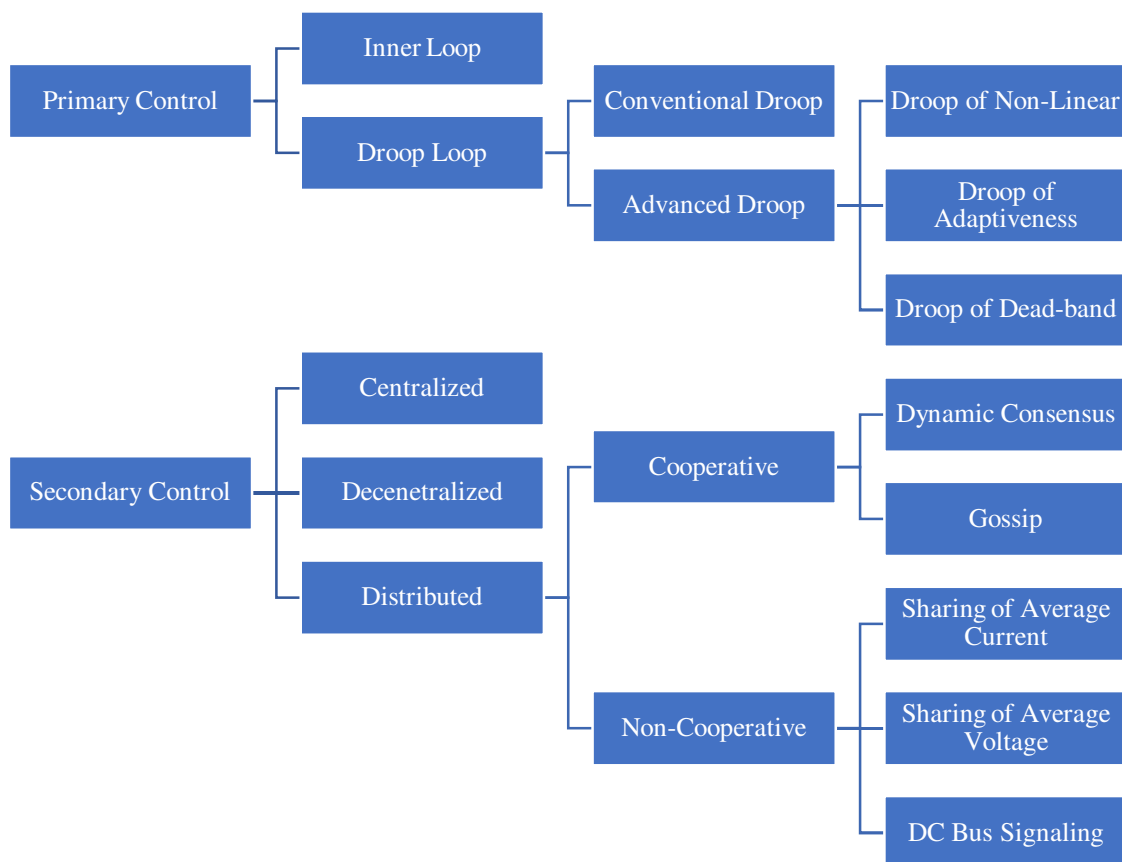


Fig. 3. Controlling Scheme of DCMGs [20]

As recently referenced, the main control level basically centered around time scale control issues, like momentary voltage control and current control, power sharing of various devices. For the prerequisite of an exceptionally rapid control reaction period, the main control level is coordinated with the voltage control and current control and situated at neighbourhood converters. As displayed in Fig. 4, the sag focused main control changes the voltage gave to the internal control logics, to keep up with independent control for equal activity control of converters. For various working conditions, different circulation independent control strategies are utilized for main control, for example, sag control [27], frequency distribution method [27], and bus voltage strategy for DC [28].

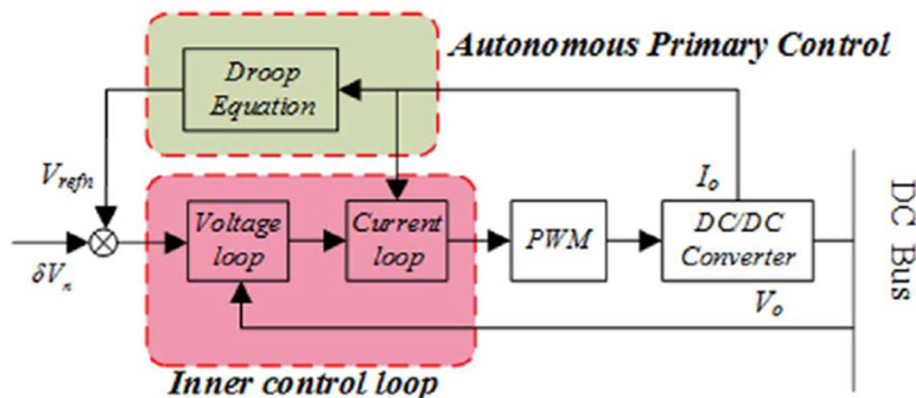


Fig. 4. Main Control [29]

As displayed in the Fig. 5, the voltage and current sag control technique is recognized by directly decreasing the result voltage as the result current increases, for making prompt bungle between planned and required energy by the loads with no correspondence innovation. The result qualities of the sag control plan shall be comparable to a resistor at the output of the converter [29]. For the V-I sag control method the output voltage is given by

$$V_0 = V_{ref} - R_S \times I_o$$

Where, V_{ref} is the output reference voltage when consider the open circuit, R_S is the sag coefficient and I_o is the output current. In the operating condition the RSIO is provide the output voltage deviation. Similarly, if the line impedance I_L is taken into the picture, then the output voltage will be defined as

$$V_0 = V_{ref} - R_S \times I_o - R_L \times I_o$$

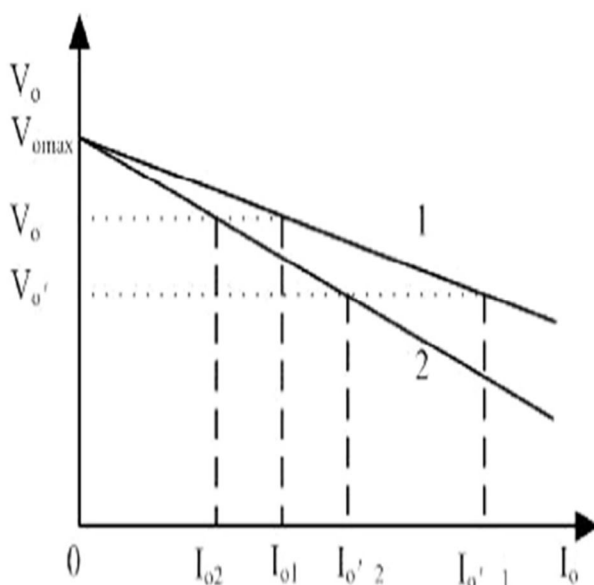


Fig. 5. Sag Control [29]

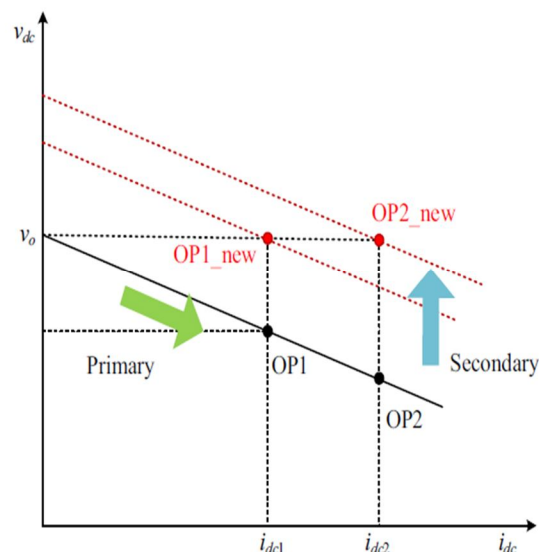


Fig. 6. Principle of Secondary Control [20]

Table 1 demonstrates about the summary of all-control schemes related to the DCMG. Similarly, Table 2 shows the comparison between centralised, decentralised and distributed control system.

Table 1. Comparison of Various Types of Control Schemes

Ref	Level	Control Schemes	Voltage Control	Power Sharing	Circulating current		Observations
31	Main Control	Fuzzy Logic	Good	Good	Good and suppressing		The Fuzzy GI gives benefits of proficient/powerful removal of load current crucial part under consistent state and active lattice conditions. The non-linear frequency fault variety is repaid here utilizing fluffy rationale based self-tuning integrator gain of the regulator.
32		DC Bus Signalling	Fair	Good	Fair and suppressing		Power management with no communication link is used.
33		Sag Control	Excellent	Excellent	Excellent and suppressing		A helpful calculation is presented and utilized which provides typical voltage across the Microgrid.
34	Secondary Control	Centralised	Good	Good	Good and suppressing	Supervisory control	Provides highly precise error correction.
			Excellent	Excellent	Excellent and suppressing	Intelligent Multilayer Supervision Subsystem	
35		Decentralized	Good	Good	NA	Improve Sag Control	Less complex and more reliable
			Excellent	Excellent	Excellent and suppressing	Multi Agent Based Control	
14		Distributive	Good	Good	NA	Novel hierarchical control	Most versatile secondary control plot beating the restrictions of different plans. Gives worldwide reclamation terms to both voltage and current.
			Observations				
36	Tertiary Control	PSO	Unidirectional data imparting to inward memory having no hereditary administrator. Processing time bigger than GA				
37		GA	The transformative calculation-based technique gives worldwide advancement to the framework paying little heed to authentic information and framework limitations. Iterative tedious interaction to accomplish its ideal condition				
38		Consensus Algorithm	The exact calculation strategy rapidly merges every one of the specialists to a typical worth with less information prerequisite. Defer in data decays the presentation				

Table 2. Comparison between Centralised, Decentralised and Distributed system

Feature	Centralized Control [34]	Decentralized Control [35]	Distributed Control [14]
Communication medium	DCL	Energy Line	DCL
Central controller	Present	Not Present	Not Present
Control Decision	Local	Local	Global
Modularity	Less	Max	Max
Consistency	Less	Max	Moderate
Solo Value of failure	Present	Not Present	Not Present
Cost	Cost effective	Easy to implement	Costly

Fig. 6 demonstrate the standard of the backup control in DCMGs. As may be obvious, when the main control is carried out, framework working value will change from V_o (initial voltage) to 1 at load condition and from V_o to 2 load condition. In the wake of actuating the secondary control, the working value will move from 1 to 1' and 2 to 2', and it shows that the framework generally works at ostensible voltage level.

IV. CONCLUSION

The construction, parts, uses, control and benefits of DCMG over ACMG are described in this paper. The fundamental thought of this audit is to provide a reflective conversation on the DC microgrid progressive control structure and three level control system. The survey makes sense of benefits and inconveniences of centralized, decentralized, distributed as well as the hierarchical control procedures. Fuzzy logic regulator, DC Bus Signaling, and sag control are contrasted as far as their capacity to manage voltage and current circulation at the main level of control. At the secondary level of the control, the three strategies, to be specific concentrated, decentralized, and distributed, are analysed concerning uses, benefits, and impediments.

In the ongoing energy situation, future energy patterns, dependable and robust control techniques, for example, hierarchical control empower the DCMGs to convey energy in a cost-upgraded and proficient way to the majority. Sag control has been two control procedures for the most part regarding transformation to nearby factors, no communication requirements, altogether better guideline of voltage and current as well as simple execution. At the secondary level of control, circulated control is favoured on the grounds that it gives sufficient error rectification term at the main level in a dispersed way and is natural by the restrictions of unified control conspire, like multifaceted statement.

REFERENCES

- [1] Farrokhhabadi, Mostafa, Claudio A. Cañizares, John W. Simpson-Porco, Ehsan Nasr, Lingling Fan, Patricio A. Mendoza-Araya, Reinaldo Tonkoski et al. "Microgrid stability definitions, analysis, and examples." IEEE Transactions on Power Systems 35, no. 1 (2019): 13-29.
- [2] Starke, Michael, Leon M. Tolbert, and Burak Ozpineci. "AC vs. DC distribution: A loss comparison." in 2008 IEEE/PES Transmission and Distribution Conference and Exposition, pp. 1-7. IEEE, 2008.
- [3] de Oliveira, Thiago R., Aécio S. Bolzon, and Pedro Francisco Donoso-Garcia. "Grounding and safety considerations for residential DC microgrids." in IECON 2014-40th Annual Conference of the IEEE Industrial Electronics Society, pp. 5526-5532. IEEE, 2014.
- [4] Bayati, Navid, Amin Hajizadeh, and Mohsen Soltani. "Protection in DC microgrids: a comparative review." IET Smart Grid 1, no. 3 (2018): 66-75.
- [5] Dragičević, Tomislav, Xiaonan Lu, Juan C. Vasquez, and Josep M. Guerrero. "DC microgrids—Part I: A review of control strategies and stabilization techniques." IEEE Transactions on power electronics 31, no. 7 (2015): 4876-4891.
- [6] Amamra, Sid-Ali, Hafiz Ahmed, and Ragab A. El-Sehiemy. "Firefly algorithm optimized robust protection scheme for DC microgrid." Electric Power Components and Systems 45, no. 10 (2017): 1141-1151.
- [7] Salomonsson, Daniel, and Ambra Sannino. "Low-voltage DC distribution system for commercial power systems with sensitive electronic loads." IEEE Transactions on Power Delivery 22, no. 3 (2007): 1620-1627.
- [8] Dragicevic, Tomislav, Juan C. Vasquez, Josep M. Guerrero, and Davor Skrlec. "Advanced LVDC electrical power architectures and microgrids: A step toward a new generation of power distribution networks." IEEE Electrification Magazine 2, no. 1 (2014): 54-65.
- [9] Benamar, Abdelkarim, Pierre Travaillé, Jean-Michel Clairand Gómez, and Guillermo Escrivá-Escrivá. "Non-Linear Control of a DC Microgrid for Electric Vehicle Charging Stations." International Journal on Advanced Science, Engineering and Information Technology 10, no. 2 (2020): 593-598.
- [10] Sharma, Gagandeep, Vijay K. Sood, Mohammad Saad Alam, and Samir M. Shariff. "Comparison of common DC and AC bus architectures for EV fast charging stations and impact on power quality." ETransportation 5 (2020): 100066.

- [11] Kumar, Mahesh, Suresh Chandra Srivastava, Sri Niwas Singh, and Mylavarapu Ramamoorthy. "Development of a control strategy for interconnection of islanded direct current microgrids." *IET Renewable Power Generation* 9, no. 3 (2015): 284-296.
- [12] Shafiee, Qobad, Tomislav Dragičević, Juan C. Vasquez, and Josep M. Guerrero. "Hierarchical control for multiple DC-microgrids clusters." *IEEE transactions on energy conversion* 29, no. 4 (2014): 922-933.
- [13] Amini, M. Hadi, Shahab Bahrami, Farhad Kamyab, Sakshi Mishra, Rupamathi Jaddivada, Kianoosh Boroojeni, Paul Weng, and Yinliang Xu. "Decomposition methods for distributed optimal power flow: panorama and case studies of the DC model." In *Classical and recent aspects of power system optimization*, pp. 137-155. Academic Press, 2018.
- [14] Abhishek, Anand, Aashish Ranjan, Sachin Devassy, Brijendra Kumar Verma, Subhash Kumar Ram, and Ajeet Kr Dhakar. "Review of hierarchical control strategies for DC microgrid." *IET Renewable Power Generation* 14, no. 10 (2020): 1631-1640.
- [15] Cirino, André W., Hélder de Paula, Renato C. Mesquita, and E. Saraiva. "Cable parameter determination focusing on proximity effect inclusion using finite element analysis." In *2009 Brazilian Power Electronics Conference*, pp. 402-409. IEEE, 2009.
- [16] Mackay, Laurens, Tsegay Hailu, Laura Ramirez-Elizondo, and Pavol Bauer. "Towards a DC distribution system-opportunities and challenges." In *2015 IEEE First International Conference on DC Microgrids (ICDCM)*, pp. 215-220. IEEE, 2015.
- [17] Elsayed, Ahmed T., Ahmed A. Mohamed, and Osama A. Mohammed. "DC microgrids and distribution systems: An overview." *Electric power systems research* 119 (2015): 407-417.
- [18] Ito, Youichi, Yang Zhongqing, and Hirofumi Akagi. "DC microgrid based distribution power generation system." In *The 4th International Power Electronics and Motion Control Conference, 2004. IPEMC 2004.*, vol. 3, pp. 1740-1745. IEEE, 2004.
- [19] Jing, Wenlong, Chean Hung Lai, Wallace SH Wong, and ML Dennis Wong. "A comprehensive study of battery-supercapacitor hybrid energy storage system for standalone PV power system in rural electrification." *Applied energy* 224 (2018): 340-356.
- [20] Gao, Fei, Ren Kang, Jun Cao, and Tao Yang. "Main and secondary control in DC microgrids: a review." *Journal of Modern Power Systems and Clean Energy* 7, no. 2 (2019): 227-242.
- [21] Olivares, Daniel E., Ali Mehri-Sani, Amir H. Etemadi, Claudio A. Cañizares, Reza Iravani, Mehrdad Kazerani, Amir H. Hajimiragha et al. "Trends in microgrid control." *IEEE Transactions on smart grid* 5, no. 4 (2014): 1905-1919.
- [22] Bidram, Ali, and Ali Davoudi. "Hierarchical structure of microgrids control system." *IEEE Transactions on Smart Grid* 3, no. 4 (2012): 1963-1976.
- [23] Li, Chendan, Sanjay K. Chaudhary, Mehdi Savaghebi, Juan C. Vasquez, and Josep M. Guerrero. "Power flow analysis for low-voltage AC and DC microgrids considering sag control and virtual impedance." *IEEE Transactions on Smart Grid* 8, no. 6 (2016): 2754-2764.
- [24] Zhang, Yuru, and Yun Wei Li. "Energy management strategy for supercapacitor in sag-controlled DC microgrid using virtual impedance." *IEEE Transactions on Power Electronics* 32, no. 4 (2016): 2704-2716.
- [25] Hu, Jian, Jie Duan, Hao Ma, and Mo-Yuen Chow. "Distributed adaptive sag control for optimal power dispatch in DC microgrid." *IEEE Transactions on Industrial Electronics* 65, no. 1 (2017): 778-789.
- [26] Amini, M. Hadi, Kianoosh G. Boroojeni, Tomislav Dragičević, Arash Nejadpak, S. S. Iyengar, and Frede Blaabjerg. "A comprehensive cloud-based real-time simulation framework for oblivious power routing in clusters of DC microgrids." In *2017 IEEE Second International Conference on DC Microgrids (ICDCM)*, pp. 270-273. IEEE, 2017.
- [27] Meng, Lexuan, Tomislav Dragicevic, Juan C. Vasquez, and Josep M. Guerrero. "Tertiary and secondary control levels for efficiency optimization and system damping in sag-controlled DC-DC converters." *IEEE Transactions on Smart Grid* 6, no. 6 (2015): 2615-2626.
- [28] Bryan, J., R. Duke, and S. Round. "Decentralized generator scheduling in a nanogrid using DC bus signaling." In *IEEE Power Engineering Society General Meeting, 2004.*, pp. 977-982. IEEE, 2004.
- [29] Shuai, Zhikang, Junbin Fang, Fenggen Ning, and Z. John Shen. "Hierarchical structure and bus voltage control of DC microgrid." *Renewable and Sustainable Energy Reviews* 82 (2018): 3670-3682.
- [30] Xu, Qianwen, Xiaolei Hu, Peng Wang, Jianfang Xiao, Pengfei Tu, Changyun Wen, and Meng Yeong Lee. "A decentralized dynamic power sharing strategy for hybrid energy storage system in autonomous DC microgrid." *IEEE transactions on industrial electronics* 64, no. 7 (2016): 5930-5941.
- [31] Vedantham, Srinivas, Shailendra Kumar, Bhim Singh, and Sukumar Mishra. "Fuzzy logic gain-tuned adaptive second-order GI-based multi-objective control for reliable operation of grid-interfaced photovoltaic system." *IET Generation, Transmission & Distribution* 12, no. 5 (2018): 1153-1163.
- [32] Sun, Kai, Li Zhang, Yan Xing, and Josep M. Guerrero. "A distributed control strategy based on DC bus signaling for modular photovoltaic generation systems with battery energy storage." *IEEE Transactions on Power Electronics* 26, no. 10 (2011): 3032-3045.
- [33] Nasirian, V., Davoudi, A., Lewis, F.L.: 'Distributed adaptive sag control for DC microgrids'. 2014 IEEE Applied Power Electronics Conf. and Exposition-APEC 2014, Fort Worth, Texas, USA, 2014, pp. 1147-1152.
- [34] Loh, Poh Chiang, Frede Blaabjerg, Saeed Peyghami-Akhuleh, and Hossein Mokhtari. "Distributed secondary control in DC microgrids with low-bandwidth communication link." In *2016 7th Power Electronics and Drive Systems Technologies Conference (PEDSTC)*, pp. 641-645. IEEE, 2016.
- [35] Dong, Mi, Li Li, Yuwen Nie, Dongran Song, and Jian Yang. "Stability analysis of a novel distributed secondary control considering communication delay in DC microgrids." *IEEE Transactions on Smart Grid* 10, no. 6 (2019): 6690-6700.
- [36] Lal, Vivek Nandan, and Sri Niwas Singh. "Modified particle swarm optimisation-based maximum power point tracking controller for single-stage utility-scale photovoltaic system with reactive power injection capability." *IET Renewable Power Generation* 10, no. 7 (2016): 899-907.
- [37] Sundareswaran, Kinattingal, Vethanayagam Vigneshkumar, and Sankaran Palani. "Development of a hybrid genetic algorithm/perturb and observe algorithm for maximum power point tracking in photovoltaic systems under non-uniform insolation." *IET Renewable Power Generation* 9, no. 7 (2015): 757-765.
- [38] Hamdi, Mounira, Mondher Chaoui, Lhassane Idoumghar, and Abdennaceur Kachouri. "Coordinated consensus for smart grid economic environmental power dispatch with dynamic communication network." *IET Generation, Transmission & Distribution* 12, no. 11 (2018): 2603-2613.
- [39] T. Dragičević, X. Lu, J.C. Vasquez, J.M. Guerrero, "DC microgrids—part I: a review of control strategies and stabilization techniques", *IEEE Trans. Power Electr.* 31 (July 7) (2016) 4876-4891.
- [40] Dragičević, Tomislav, Xiaonan Lu, Juan C. Vasquez, and Josep M. Guerrero. "DC microgrids—Part II: A review of power architectures, applications, and standardization issues." *IEEE transactions on power electronics* 31, no. 5 (2015): 3528-3549.



10.22214/IJRASET



45.98



IMPACT FACTOR:
7.129



IMPACT FACTOR:
7.429



INTERNATIONAL JOURNAL FOR RESEARCH

IN APPLIED SCIENCE & ENGINEERING TECHNOLOGY

Call : 08813907089  (24*7 Support on Whatsapp)