



iJRASET

International Journal For Research in
Applied Science and Engineering Technology



INTERNATIONAL JOURNAL FOR RESEARCH

IN APPLIED SCIENCE & ENGINEERING TECHNOLOGY

Volume: 10 Issue: VI Month of publication: June 2022

DOI: <https://doi.org/10.22214/ijraset.2022.44526>

www.ijraset.com

Call:  08813907089

E-mail ID: ijraset@gmail.com

Vehicle Accident Prevention System by Detecting Drowsy Driver Using Matlab

K. Rojamani¹, V. Devi Naga Sree², B. Yamini³, T. Yashwanth Varma⁴

¹Assistant Professor, Dept of ECE, Krishna University College of Engg & Tech, Machilipatnam, AP, India

^{2, 3, 4}UG Student, Krishna University College of Engg & Tech, Machilipatnam, AP, India

Abstract: Life is a precious gift. Every year thousands of people lose their lives in accidents. Human factors such as drowsiness play a key role. A survey detail shows that 43.9% people lost their lives in accidents and out of it 35.7% accidents are due to drowsiness or fatigue of the driver. Up to 70% of such accidents result in death or serious injury. The main cause of fatigue is sleeplessness or insomnia. The major reason for fatigue is due to long journey for many hours, sleeplessness, restlessness, stress and many other factors. Hence the main goal of this project is to detect the drowsiness of the driver and alert if he/she is drowsy. The image of the driver is acquired and then face is detected from image and then eyeball movement of the driver is observed using Viola Jones algorithm.

Keywords: Viola Jones algorithm, Vision cascade object detector, Haar-feature, AdaBoost, Cascade classifiers

I. INTRODUCTION

According to World Health Organisation (WHO) every year the lives of approximately 1.3 million people are lost as a result of a road traffic accidents. Road accidents leads to death or severe injuries which cannot be recovered back for life time. They lead to permanent disabilities. Road accidents causes a lot of economic losses. One accident causes an entire family to suffer. Loss of a person cannot be recovered, also if a person survives with disabilities a person has to take care of the affected.

Drowsy driving, also called as driver fatigue and tired driving is known as controlling the automobile while feeling sleepy. There are many causes for a driver drowsiness such as tiredness and stress due to work, sleeplessness, driving for long hours etc. 35.7% of the total accidents are caused due to drowsy driving. According to a survey 27% of drivers report feeling tired and to keep eyes open and 1 in 25 drivers agree feeling drowsy while driving.

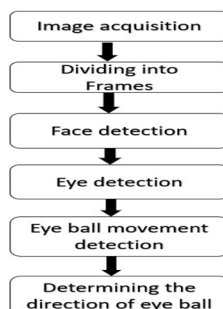
II. OBJECTIVE

Driver safety in the car is one of the most wanted system to avoid accidents. Our objective of the project is to ensure safety system. For enhancing the safety we are detecting the eye blinks of the driver and estimating the driver status by using Viola Jones algorithm and alerting the driver in case of no face detection or eyeball movement. This warning message helps the driver to concentrate on driving and have a safe journey.

III. PROPOSED WORK

In this project work digital image processing (DIP) techniques are used to process the image acquired and the computer vision toolbox which includes a function `vision.CascadeObjectDetector()` is used to detect the features of human face in Matlab. The function `vision.CascadeObjectDetector()` in Matlab is used to detect the human face and its features is based upon the Viola Jones algorithm.

A. Flow Chart



- 1) *Image Acquisition:* A web camera is placed facing the driver and it acquires live image of the automobile driver. The colour image is converted into gray scale by using `rgb2gray()`, an inbuilt function of Matlab. This image is further processed to detect eye ball movement.
- 2) *Diving into frames:* After acquiring the image this image is divided into individual frames. And each frame is divided into a group of blocks. Out of the entire image the face part is extracted based on number of pixels and it is evaluated for eye detection.
- 3) *Face Detection & eye Detection:* For every time interval 't', face is detected and further divided into frames for the detection of eye. `imfindcircles()`, a function in Matlab detects circular objects (with strong and weak edges) from image captured whose radii specified are approximately equal to radius
- 4) *Eye Ball Movement Detection:* Using vision cascade techniques based on the number of white and black pixels in the image the eye is detected and from the radius range of the eye ball specified, the presence or absence of the eye ball can be determined.
- 5) *Determining the direction of eye ball:* The direction of eye ball movement can be determined from the direction of pupil and iris from the eye of automobile driver. The direction straight, left or right will be indicated if the eyes are open. And if the eyes are detected to be closed an alarm sound is indicated to alert the driver.

IV. VIOLA JONES ALGORITHM

Viola Jones algorithm is derived from the names of two computer vision researchers Paul Viola and Michael Jones who proposed the paper "Rapid Object Detection using a Boosted Cascade of Simple Features" in the year 2001.

Viola Jones algorithm is the most efficient for real time face detection and is proved to be fast and accurate system for detecting facial features. This algorithm divides the input image into a various number of subregions and studies from it. This algorithm can also detect multiple faces from the images.

The Viola Jones algorithm involves four main steps:

- 1) Selecting Haar-like structures
- 2) Creating an integral image
- 3) Running AdaBoost training
- 4) Creating classifier cascades

A. Haar-Like Features

Alfred Haar, a Hungarian mathematician gave the concepts of Haar wavelets, which are a sequence of rescaled "square-shaped" functions.

Haar-features are digital image features used for face detection. As humans contain lighter and darker regions at various parts of their face that indicates organs. Haar-structures are used to identify lighter and darker regions of the face by summing up the number of pixel values in the image and comparing them. The sum of the darker pixels is smaller than the sum of the lighter pictures.

There are three types of haar-features:

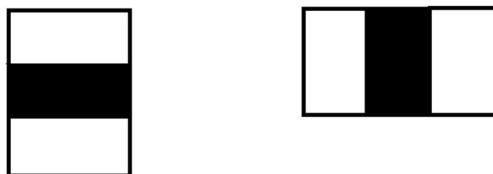
- 1) Edge features
- 2) Line features
- 3) Four-sided features

• Edge Features



Edge features are useful for detecting edges in the face

- *Line Features*



Line features are useful for detecting lines in the face

- *Four-sided Features*



The four-sided features are used for finding diagonal features in the face

B. Integral Image

The disadvantage of haar-feature it is difficult to calculate haar-features as the number of pixels in the larger features are huge. This problem can be overcome by creating integral images.

Integral image is an easy way to calculate sum of pixel values in a image or rectangular part of image. The value at each point is obtained by the sum of all the pixels above the value, the value of the pixel and pixels which are to the left of the value.

For example:

5	3	8	1
7	6	2	9
11	7	23	54
36	2	5	71

→

5	8	16	17
12	21	31	41
23	39	72	136
59	77	115	250

Original Image
Integral Image

The value 21 in the integral image is obtained by the sum $5+3+7+6$.

C. Adaptive boosting(AdaBoost)

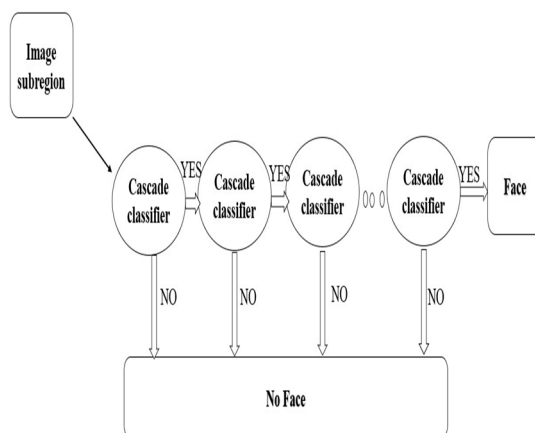
AdaBoost is technique or a training process that decides which features are to be used and which features can be eliminated for detecting the faces in the images.

The AdaBoost runs all the subregions of an image for checking the performance of the classifier. Subregions that produce strong response in the classifier are treated as 'positives' and the subregions that produce weak responses are treated as 'negatives'.

The 'positives' indicate the presence of the face and the 'negatives' indicate absence of the face.

D. Cascading Classifiers

The AdaBoost identifies the strong classifier and weak classifier based on its performance and assigns weights based on the performance (best classifiers with more weight). The weak classifiers are cascaded in order to become a strong classifier.



When the subregion is applied as input to first classifier it checks for the presence of face features if it is detected to be face, the output is treated as 'maybe' (true) and this subregion is applied as input to next classifier. If the classifier does not detect the face then the output is 'no' (false) and the subregion is discarded.

Cascading classifiers are used for the faster detection of facial features.

V. VISION CASCADE OBJECT DETECTOR

The vision.CascadeObjectDetector(), is an inbuilt function in Matlab that can be installed from computer vision toolbox. It uses Viola Jones algorithm to detect human's face, nose, eyes, ears or upper body.

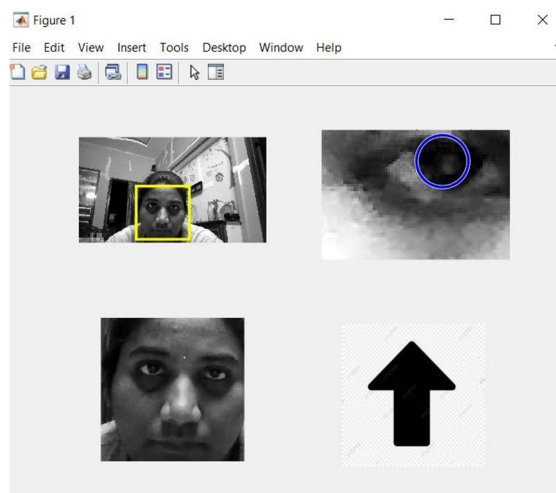
To detect face or upper body from an image in Matlab:

- 1) Create a vision.CascadeObjectDetector object and set its properties
- 2) Call the function along with the arguments.

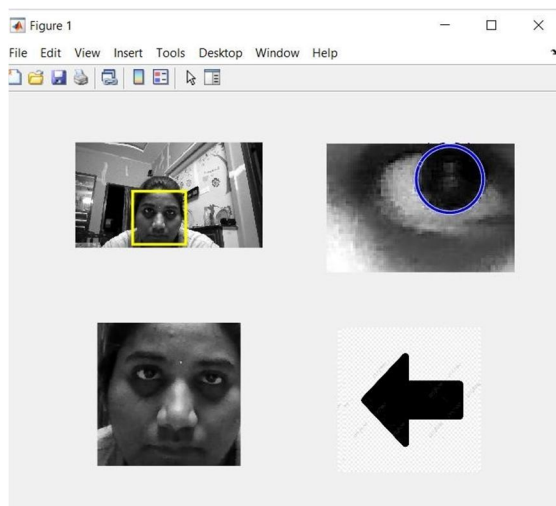
VI. RESULTS

A. Detetion Of An Opened Eye

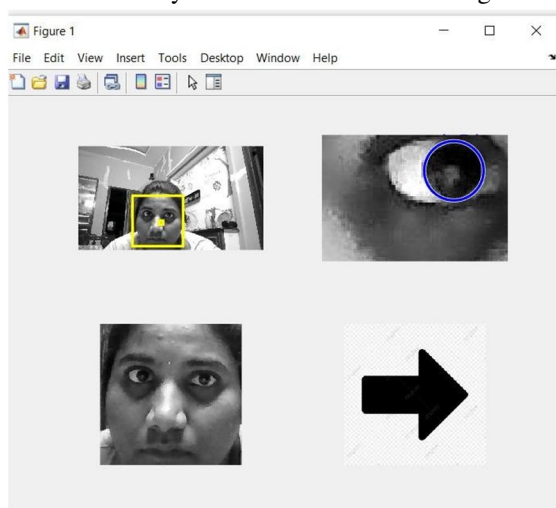
- 1) *Eye Balls in Forward Direction:* If the direction of eye balls is detected to look forward or straight then it is indicated by up arrow.



- 2) *Eye Balls Facing Towards Left*: If the direction of eye balls is detected to look left side then it is indicated by left arrow.

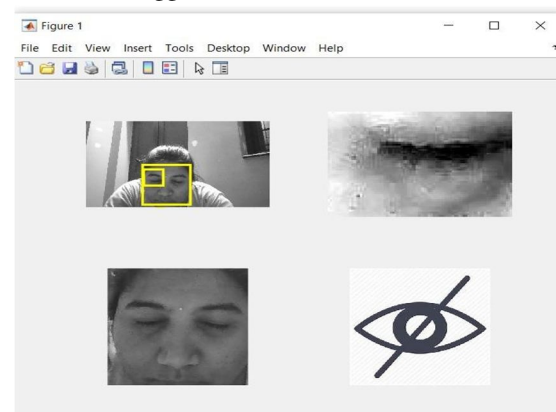


- 3) *Eye balls facing towards right*: If the direction of eye balls is detected to look right side then it is indicated by right arrow.



B. Detection Of Closed Eye

If the eye is closed or if the camera cannot detect the face of automobile driver or if there is an obstacle between face and camera closed eye symbol is indicated and also an alarm is triggered to alert the automobile driver.



VII. CONCLUSION

Many accidents occur due to fatigue or drowsiness of the driver, Viola Jones algorithm is implemented in Matlab to detect the condition of the driver whether the driver is drowsy or not. In this project the condition of the driver is verified for every time period continuously and all the conditions verified to be accurate.

If the driver is detected to be drowsy an alarm is set to ring for a minute continuously to alert the driver and focus on driving, so as to prevent from occurring of the accidents.

VIII. FUTURE WORK

As an alarm is included in the project to make the driver focused this can be a temporary way to avoid drowsiness and the driver may feel drowsy after some time.

In future scope when an automobile driver is detected to be drowsy the car can be controlled to automatically shift to park at a safe place at side of the road and automatic engine locking system can be implemented. In addition to this the driver cannot access the controlling of the car until the driver is detected to be non-drowsy for 10 minutes.

REFERENCES

- [1] P. Viola and M. J. Jones, Robust real-time face detection, International Journal of Computer Vision, 57 (2004), pp. 137{154
- [2] Rapid Object Detection using a Boosted Cascade of Simple Features <https://web.iitd.ac.in/~sumeet/viola-cvpr-01.pdf>
- [3] Hands-On Machine Learning with Scikit-Learn, Keras, and TensorFlow: Concepts, Tools, and Techniques to Build Intelligent Systems by Aurelien Geron
- [4] General framework for object detection; CP Papageorgiouetal. https://www.researchgate.net/publication/3766402_General_framework_for_object_detection
- [5] www.mathworks.com
- [6] <https://www.mygreatlearning.com/blog/viola><https://www.mygreatlearning.com/blog/viola-jones-algorithm/jones-algorithm/>
- [7] Breaking Down Facial Recognition: The Viola-Jones Algorithm <https://towardsdatascience.com/the-intuition-behind-facial-detection-the-viola-jones-algorithm-29d9106b6999><https://towardsdatascience.com/the-intuition-behind-facial-detection-the-viola-jones-algorithm-29d9106b6999>
- [8] Face detection as done in 2001: Viola Jones
- [9] Algorithm
- [10] <https://iq.opengenus.org/face-detection><https://iq.opengenus.org/face-detection-using-viola-jones-algorithm/using-viola-jones-algorithm/>



10.22214/IJRASET



45.98



IMPACT FACTOR:
7.129



IMPACT FACTOR:
7.429



INTERNATIONAL JOURNAL FOR RESEARCH

IN APPLIED SCIENCE & ENGINEERING TECHNOLOGY

Call : 08813907089  (24*7 Support on Whatsapp)