



iJRASET

International Journal For Research in
Applied Science and Engineering Technology



INTERNATIONAL JOURNAL FOR RESEARCH

IN APPLIED SCIENCE & ENGINEERING TECHNOLOGY

Volume: 10 Issue: VII Month of publication: July 2022

DOI: <https://doi.org/10.22214/ijraset.2022.45734>

www.ijraset.com

Call:  08813907089

E-mail ID: ijraset@gmail.com

Vehicular Safety Model: A Phase-Wise Vehicular Catastrophe Prevention Model

Stephen Danny Leo Xavier¹, K R Sumana², Dr. H. D. Phaneendra³

¹PG Student, ²Assistant Professor, ³Professor, The National Institute of Engineering, Mysuru, India

Abstract: Driver drowsiness is one of the major causes of road accidents. Furthermore the existing technologies to detect drowsiness in a driver lack in terms of classifying the stages of drowsiness in a driver, which fails to prevent drowsiness at its initial stages. The Proposed system detects drowsiness in a driver through stage-wise classification. Hence drowsiness is detected in three stages. On stage one, the system rings a vocal alert to the driver. On Stage two, the system sounds an alert and on stage three, the system sends a whats app message, an email to the given emergency email-id and the location of the driver to the supporting android application. The system also consists of theft prevention system, where when activated the system performs facial recognition on the driver. If the driver is a registered driver, the system continues to monitor, else the system sends a notification to the driver on the supporting mobile application.

Keywords: Drowsy Driving, Theft Prevention, Stage Wise classification, Supporting Android Application.

I. INTRODUCTION

The most frequently occurring accidents are accidents caused due to drowsy driving. Drowsy driving not only causes danger to the driver but also to others on the road. Hence alerting a driver when he/she is drowsy is a major requirement. Many methods exist to detect drowsiness in a driver. However the major drawback with such methods is that it uses an invasive form of detection, meaning the driver is required to wear a device during driving. The proposed system uses facial landmark predictor to detect drowsiness which is a non-invasive method to detect drowsiness in a driver.

The proposed system uses frontal face detector. After which the facial landmarks are discovered using the landmark predictor. This facial landmark predictor returns 68 (x,y) coordinates representing different regions in a face. However, only the eyes and mouth region is extracted and used. The eyes and mouth region is monitored in each frame of the video streaming and the Eye Aspect Ratio and the Mouth Aspect Ratio is compared with the threshold values.

The drowsiness in a driver is divided into three stages by the system. On the first stage where the driver is identified to be yawning, the system plays a gentle tone. On the second stage where the drivers Eye Aspect Ratio are detected to be in a drowsy state, the system sounds an alarm. On the final stage of drowsiness where the driver's eyes are identified to be closed, the system sounds an alarm, sends an email and a whats app message to the given contact and also sends the GPS location of the driver through the android application to the given contact.

Theft of vehicle leads to loss of property for a driver and often complex security systems are expensive to be installed and are often omitted. The proposed system further extends its functionalities by providing a theft prevention system.

The proposed system allows the driver to register in the list of authorized users of the vehicle. When the theft service of the system is running, the system monitors in real-time through a camera and analyses each frame. When a face is detected, using python's facial recognition, the face encodings are compared with the list of known face encodings. If the face is unrecognized, then the driver is alerted on his/her mobile application.

The system provides flexibility to the driver by allowing the driver to use the existing camera in his/her phone to monitor in real-time thereby further reducing the cost to deployment. The driver can also calibrate the system for each stages of drowsiness since each person have a different Eye Aspect Ratio.

II. LITERATURE SURVEY

- 1) In this study, we examine how the current technologies have limitations and how the use of computerized cameras can be used to solve the current limitations. In this study we investigate how to automatically track a driver's eye feature and calculate the Eye Aspect Ratio and hence detect drowsiness in a driver. When drowsiness is detected, an alarm is sounded. It describes how python's Dlib and OpenCV libraries can be used to extract the facial features of a driver.

- 2) In this study, we leverage the use of the built in cameras of a smartphone to track the drivers facial features and also monitor the drivers various distraction and drowsy states. The journal proposes an online mode and an offline mode, where in an online mode the mobile camera is utilized to monitor the driver. The offline mode is based on the results of statistical analysis by the cloud service which makes use of not only the gathered statistics in real-time but also the data previously collected using machine learning models.
- 3) In this paper, Principal Component Analysis facial recognition system is proposed. It specifies how PCA is a statistical method of a broader factor analysis. It describes how the large storage space required for facial features can be reduced by PCA which is called the projection of self-space. The paper further specifies the algorithm developed on top of OpenCV, Haar Cascade, Eigenface, Fisher Face, LBPH and python.
- 4) In this paper, we examine how drowsiness in a driver can be detected using two methods. The first method where the facial landmarks of the face are extracted and the eye features are extracted. The blinking values are calculated and the threshold set. The second method is the use of an Audrino module which is integrated with elastometric sensor, which calculated the drivers hand pressure on the steering wheel. A threshold value is set and both these methods are used to detect drowsiness in a driver.

III. PROPOSED WORK

The proposed system is designed to detect drowsiness in a driver through three stages. Detecting drowsiness through stages prevents the driver from getting into a drowsy state at initial stages. The system goes one step further to prevent accidents from taking place where on stage three, the system alerts the emergency contacts as provided by the driver during the registration.

Furthermore the system extends its functionalities by providing theft prevention system where the driver activates the system when the vehicle is parked. The system performs facial recognition on the person who enters the vehicle and alerts the authorized person of the unknown driver in the vehicle.

IV. METHODOLOGY

The proposed system uses Flask Framework for the web application, DLIB library for facial encodings, facial_recognition library for theft detection and MySql for data storage. The proposed system has three users. The admin, who can view the accounts and history. The user, who is the driver and the main user of the system and the sub-user, who is the emergency contact set by the user. Following are the modules of the proposed system.

A. Admin Module

In the admin module, the admin has an existing account created already by the system developer. Using the existing account the admin can view the list of user accounts. He/she can also view the records of all the drowsy alerts sent to the user along with the EAR and MAR values. The admin can also view all of the theft alerts made to the user

B. User Module

In the user module, the user initially creates their account. After which the user is redirected to the system dashboard. Using the dashboard the user can navigate to any part of the software. After the first login the user is required to perform certain basic settings on the system. In settings, the user sets the IP address of the phone camera which is used by the system to connect to a phone camera through the LAN network.

The user also sets the emergency email –Id and phone number which is used by the system to send to that user the email and whats app messages. The user also can change his/her login password. Furthermore the driver can create a list of sub-user accounts, which can be used to log into the android application to access the GPS location of the driver. The user is then required to calibrate the threshold values of the system for each stage of drowsiness detection. As required by the theft prevention service, the user uploads his and the other list of drivers of the vehicle and then sets a name for each of the user image uploaded. After all this initial setup has been done, using the dashboard for navigation, the user can access the system services.

C. Drowsiness Detection Module

After the initial settings have been performed, the user can then start the drowsiness detection service. In this service the user has the flexibility to detect drowsiness in two either two ways, one is to use the on-board camera of the system, or the second option is to use the camera of his/her phone. After the driver makes his choice, the system starts the camera and starts monitoring the driver.

The below figure Fig 1 shows the overview of the functionalities performed by the drowsiness detection module. When the driver starts the service, the system monitors the driver in real-time. The system monitors the eyes and mouth of the driver. When a driver yawns, the system considers that the driver is entering a sleepy stage, and hence plays a vocal sound asking the driver to take a break. This is considered as the first stage of drowsiness by the system. If the driver continues to be in a drowsy state, and if his eyes become dull, the system based on the threshold set by the driver immediately sounds an alarm that would wake up the driver. However if the driver is still not alerted and continues his drowsy state, and his eyes closes entirely, the system goes into the third stage. In third stage the system starts a background process and calls the alert module, android alert module, and history module to perform its tasks. All these modules perform their task in the background and hence the drowsiness detection module can continue to monitor the driver.

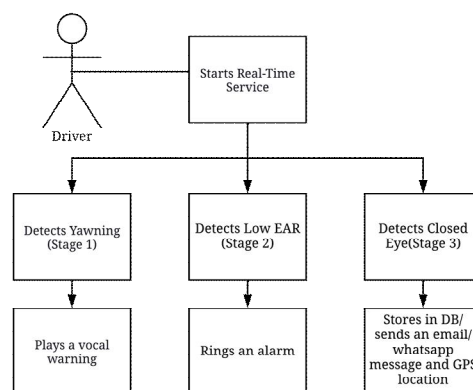


Fig. 1 Overview of Drowsiness Detection System

D. Theft Detection Module

The below figure Fig 2 shows the overview of how the theft detection module works. After the driver has uploaded the list of driver images in settings, the images are stored in system folder and the path stored in the database. The driver when the vehicle is parked can start the service.

The system starts the camera and starts monitoring in real-time all the drivers that enter the vehicle. The system first retrieves from the database the list of driver images along with their assigned names and extracts the face encodings in those images. The system then compares the real-times user's face-encodings with the list. If the face-encodings match, the system labels the real-time user with the assigned name. However if the persons face being monitored doesn't match with any of the face-encodings retrieved, the system labels that person as unknown and when a the system reaches a threshold time of an unknown face being detected, the system accesses the vehicles latitude and longitudinal coordinates, clicks an image of the unknown person and stores it in the database and sends an alert to the driver on the supporting mobile application along with the unknown persons image.

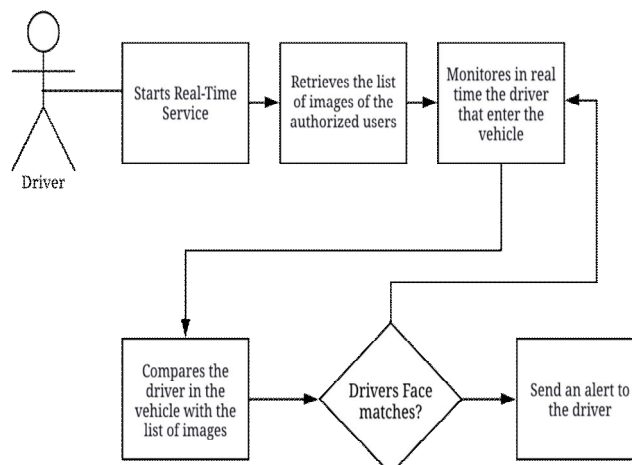


Fig. 2 Overview of Theft Detection System

E. History Module

History module is a backend module that runs in the background and is focused on storing the history of the drowsiness and theft. When drowsiness is being detected by the system, the history module is called in the background and provided parameters of the image, type of drowsiness and the EAR and MAR values. The history module then takes these parameters, stores the image in a given path, and the rest of the values in the database. The history module also has a GUI in the dashboard where the user can use to see the history of alerts sent by the system.

F. Alerts Module

Similarly to history module, alerts module is also a background module which is responsible to carry out all the functionalities of alerting the driver and the emergency contact. When the drowsiness module or the theft module needs to alert the driver, the alerts module is called and given its parameters, the alerts module runs in the background thread and plays the required alerting sounds. The alerting module on stage 3 of the drowsiness module, retrieves from the database the emergency contact, and email and through Google's SMTP server sends an email to the given email address, It also automatically opens the drivers whatsapp and sends an emergency message to the given emergency contact number.

G. Android Alerts Module

Unlike the before mentioned alerts module, android alerts module takes an additional precautionary step. It consists of an android application where the registered sub-user can log into. When drowsiness is being detected by the system, the module extracts the location of the driver and sends a notification to the sub-user on the android application. The user can then log into the application and view the location of the driver in real-time. On click of a button the android application redirects the user to Google maps with the directions to the driver's location.

V. RESULT ANALYSIS.

The below figure Fig 3 shows the dashboard of the proposed system where the user can navigate to all the functionalities of the proposed system. The dashboard layout ensures that the user can easily navigate to any part of the system.

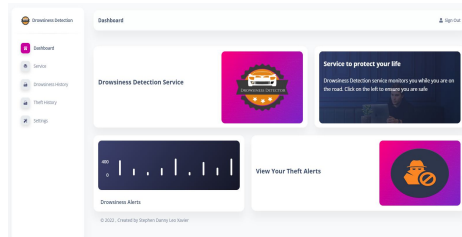


Fig. 3 Dashboard of the Proposed System

After the initial setup has been completed the user can start the required service through the service panel as shown in the below figure Fig 4.



Fig. 4 Panel to start the System Service

The below figure Fig 5 shows the drowsiness being detected in the driver where the system detects drowsiness based on three stages. Where on stage one the driver is considered to be yawning based on the mouth aspect ratio, on stage two, the low eye aspect ratio is detected and on stage three, the eyes of the driver is detected to be closed. The proposed system was tested in outdoor conditions and is able to successfully detect drowsiness in the driver.

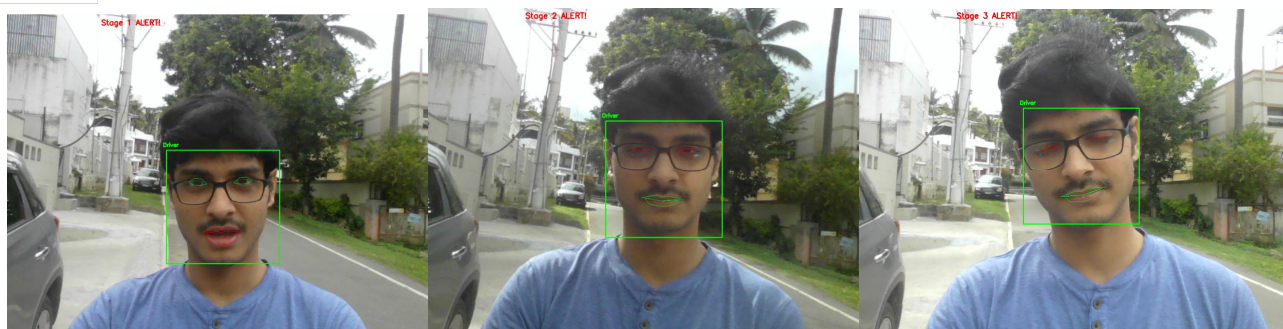


Fig. 5 Stage 1, Stage 2 and Stage 3 Drowsiness Detected By the System

The below figure Fig 6 shows the working of the theft detection service where the face of the driver is successfully detected and labelled. The proposed system is able to identify the driver based on the image uploaded by the driver at the setup phase of the application.



Fig. 6 Theft Detection System Identifying The driver.

The below figure Fig 7 shows the android application where drowsiness has been detected and on click of a button the user is shown the location of the driver along with the navigational route to the drivers location.

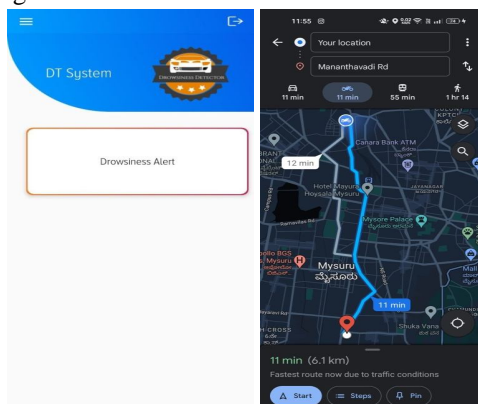


Fig. 7 Android Application for Location Tracking

VI. CONCLUSION

Drowsiness being one of the major contributors of road accidents is a rising issue. The proposed system aims at solving that issue by providing an easy to deploy and flexible solution. By dividing the detection of drowsiness in stages, the system aims to prevent drowsiness at early stages of its occurrence. However when the driver still gets drowsy the system aims at taking steps to ensure help is received to the driver as soon as possible.

Security systems in cars being an expensive solution, the proposed system aims at eradicating that by providing an inexpensive solution. The system being developed in a micro-architecture means it can be deployed on any low powered system, hence alerting the driver in the event of a theft.

The development of the system on flask framework which is a micro architecture framework makes it possible for the proposed system to be integrated into the existing car systems with very few modifications. The proposed system provides flexibility to the user by allowing the user to use the mobile camera for the service thereby reducing the cost to deployment.



REFERENCES

- [1] Amin Azizi Suhaiman; Zazilah May; Noor A'in A.Rahman. (2020). Development of an intelligent drowsiness detection system for drivers using image processing technique. doi:10.1109/SCORED50371.2020.9250948.
- [2] Igor Lashkov; Alexey Kashevnik; Nikolay Shilov; Vladimir Parfenov; Anton Shabaev. (2019). Driver Dangerous State Detection Based on OpenCV & Dlib Libraries Using Mobile Video Processing. doi:10.1109/CSE/EUC.2019.00024.
- [3] Maliha Khan; Sudeshna Chakraborty; Rani Astya; Shaveta Khepra.(2019) Face Detection and Recognition Using OpenCV doi:10.1109/ICCCIS48478.2019.8974493.
- [4] K. Satish; A. Lalitesh; K. Bhargavi; M.Sishir Prem; T Anjali.. (2020). Driver Drowsiness Detection. doi:10.1109/ICCSP48568.2020.9182237.



10.22214/IJRASET



45.98



IMPACT FACTOR:
7.129



IMPACT FACTOR:
7.429



INTERNATIONAL JOURNAL FOR RESEARCH

IN APPLIED SCIENCE & ENGINEERING TECHNOLOGY

Call : 08813907089  (24*7 Support on Whatsapp)