



IJRASET

International Journal For Research in
Applied Science and Engineering Technology



INTERNATIONAL JOURNAL FOR RESEARCH

IN APPLIED SCIENCE & ENGINEERING TECHNOLOGY

Volume: 13 **Issue:** V **Month of publication:** May 2025

DOI: <https://doi.org/10.22214/ijraset.2025.70885>

www.ijraset.com

Call:  08813907089

E-mail ID: ijraset@gmail.com

Water and Electricity Tracking App

Bathinivasanthe¹, Pavithra P S², Deekshitha O³, Ms. Meena Kumari K. S.⁴

^{1, 2, 3}Dept. of CSE (DevOps) Presidency University, Bengaluru, India

⁴Assistant Professor, Dept. of CSE Presidency University, Bengaluru, India

Abstract: *The Water and Electricity Tracker Web Application is a digital tool developed to promote efficient and responsible utility usage. Utilizing a React-based front-end and an Express-MySQL back-end, the system enables users to register, log in, and input their water and electricity readings manually. It features dynamic dashboards with charts and progress bars that visualize usage trends over time, helping users better understand their consumption patterns. Key functionalities include customization alerts for overuse, estimated monthly billing, data export to CSV, dark mode, and personalized conservation tips. By offering clear insights and encouraging sustainable behavior, this application serves as a practical solution for managing household utilities in an environmentally conscious way. In addition to usage monitoring, the system includes valuable features such as estimated billing, downloadable CSV reports, dark mode for accessibility, and personalized tips for reducing utility consumption. A usage history module enables users to review past records and track progress toward sustainability goals. The application not only empowers users to manage their resources more effectively but also promotes environmental responsibility by encouraging smarter and more sustainable usage habits. This project demonstrates how technology can be leveraged to support sustainability and efficiency through intuitive design, real-time monitoring, and user engagement. The Water and Electricity Tracker stands as a practical, scalable solution for modern utility management, adaptable for both residential and institutional use.*

Keywords: *Utility Monitoring, Consumption Tracker, Personalized Dashboard, React Framework, Express Back end, MySQL Database, Real-time Alerts, Usage Visualization, Sustainability Insights, Exportable Reports.*

I. INTRODUCTION

In the modern world, the efficient use of natural resources has become a necessity rather than a choice. With increasing environmental concerns, rising utility costs, and the global push toward sustainability, individuals and households are seeking effective ways to monitor and manage their daily consumption of water and electricity. However, many users still rely on traditional billing cycles and estimates, which provide little insight into usage patterns or areas of potential waste.

To address this gap, the Water and Electricity Tracker Web Application has been developed as a smart, user-friendly platform that empowers users to take control of their utility consumption. The application allows users to manually enter their water and electricity usage and view visual summaries of their consumption trends over time. It offers valuable features such as interactive dashboards, usage alerts, estimated billing, CSV data export, dark mode, and personalized tips for saving resources.

The system is built using modern web technologies—React for the front-end to provide a responsive user interface, Express.js as the back-end framework to manage server-side logic, and MySQL for reliable and structured data storage. The platform is designed to be both

Keywords: Utility Monitoring, Consumption Tracker, Personalized Dashboard, React Framework, Express Back end, MySQL Database, Real-time Alerts, Usage Visualization, Sustainability Insights, Exportable Reports.

Ultimately, the Water and Electricity Tracker is more than just a tool—it's a step toward more sustainable living. By increasing awareness and offering practical data-driven insights, the system encourages responsible utility management and supports broader environmental objectives.

A. Background Knowledge

As electricity consumption continues to surge, the challenge of efficiently managing resources while minimizing environmental impact, reducing costs, and promoting sustainability becomes crucial. Traditional utility billing systems, which only provide monthly statements, often lack the necessary insights into daily usage, leading to over consumption, unnoticed leaks, or energy inefficiency. With the rise of technologies like React for front-end development, combined with back-end solutions like Express.js and MySQL, developers can create more interactive and data-driven applications that offer better transparency and control over resource usage.

The Water and Electricity Tracker Web Application leverages these technologies to provide a solution that not only tracks user consumption but also presents this data in an intuitive, actionable way. It empowers users by offering real-time feedback, alerts, and detailed insights into their water and electricity usage. Features such as consumption trends, usage history, progress indicators, and estimated billing guide users toward more sustainable habits and help them better manage their utility consumption, promoting both personal and environmental responsibility.

B. Literature Survey

- 1) Water-smart Software, "Water Conservation and Customer Engagement Platform," Water-smart Solutions, 2021. [Online]. Available: <https://www.watersmart.com>
- 2) Sense Labs, "Sense: Intelligent Energy Monitoring," Sense Energy Monitor, 2022. [Online]. Available: <https://sense.com>
- 3) JouleBug, "JouleBug: Sustainable Living Made Simple," JouleBug App Platform, 2019. [Online]. Available: <https://joulebug.com>
- 4) A. Sharma and R. Patel, "Water Usage Management using Io T-Based Smart Meters," International Journal of Advanced Research in Computer Science, vol. 9, no. 5, pp. 245–250, 2018.

II. EXISTING METHODS

Existing methods for resource tracking, such as traditional utility billing systems, manual tracking, and basic smart meters, often provide limited or delayed insights into water and electricity usage. These methods lack real-time feedback, detailed trends, and personalized recommendations, which makes it difficult for users to manage consumption effectively. While mobile apps and home automation solutions offer some improvements, they often fall short in providing comprehensive, user-friendly features for promoting sustainable habits. This highlights the need for more advanced systems, like the Water and Electricity Tracker Web Application, which can offer real-time monitoring, alerts, usage trends, and actionable insights to help users reduce waste and manage resources more efficiently.

A. Disadvantages

- 1) Complex setup: Requires manual input or smart meter integration, adding setup complexity.
- 2) Dependency on internet access and technology: Relies on internet and tech, which may not be accessible for all users.
- 3) Data privacy concerns: Storing and analyzing user data may raise privacy issues.
- 4) Limited device integration: May not seamlessly integrate with all smart devices or meters.
- 5) Reliance on accurate user input: User-provided data can be prone to errors or inaccuracies.

III. PROPOSED METHODS

The proposed methods for the Water and Electricity Tracker Web Application include real-time data monitoring through smart meter integration or user input, an intuitive and interactive dashboard for easy access to consumption data, and alert systems for abnormal usage or potential leaks. The app would feature data visualization tools like graphs and charts, personalized user profiles, and integration with smart devices for automatic tracking. Additional features include personalized energy-saving tips, estimated billing for cost prediction, data export options, and gamification elements to motivate users. These methods aim to provide a comprehensive, user-friendly solution that promotes sustainable resource management and empowers users to monitor and reduce their water and electricity consumption effectively.

A. Advantages

- 1) Real-Time Monitoring: Provides instant feedback on water and electricity usage, enabling users to monitor consumption closely and make adjustments in real-time to avoid wastage.
 - 2) User-Friendly Dashboard: The intuitive dashboard presents data in an easy-to-understand format with graphs, charts, and usage history, making it accessible for users of all tech levels.
 - 3) Personalized Alerts: Users receive timely notifications for unusual usage patterns or when they exceed predefined consumption limits, helping prevent overuse and detect issues like leaks early.
- Data Visualization: Clear and visually engaging charts and progress indicators help users track consumption trends and set goals, making it easier to make informed decisions about resource usage.

IV. METHODOLOGY

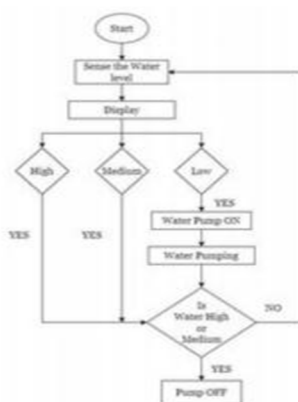
The methodology for the Water and Electricity Tracker Web Application involves several key stages. First, requirements are gathered from stakeholders to define the necessary features and functionalities. The system is designed using React for the front-end, Express.js for the back end, and MySQL for database management. The front-end focuses on user-friendly components like real-time dashboards, data visualization, and profile management, while the back-end handles user authentication, data storage, and API integration. Integration with smart devices will be explored for automatic tracking of usage. Alerts and notifications will be implemented to provide real-time feedback. Testing, deployment, and ongoing maintenance will ensure smooth functionality, with continuous user feedback gathered to improve and expand the application. This approach ensures a comprehensive, user-centric development process aimed at sustainability and efficient resource management.

A. Technologies Used

Front-end Development: React is used to build dynamic and responsive user interfaces, leveraging its component-based architecture for modular and maintainable code, with efficient rendering via the virtual DOM.

Back-end Development: Express.js serves as the back-end framework, handling server-side logic, user authentication, and API requests, ensuring smooth communication between the front-end and database. **Database Management:** MySQL is used for secure data management, storing user data and consumption logs, with Express.js performing CRUD operations through SQL queries for efficient data handling.

B. System Design and Workflow



C. Homepage Navigation

- 1) Header: Includes the application logo, a navigation bar with links to Home, Dashboard, Register, Login, About, and Contact.
- 2) Main Content Area: Features a Welcome Banner introducing the app, a Sign-Up Prompt for new users, Feature Highlights showcasing key app functionalities, and a Demo/Video displaying how the app works.
- 3) Footer: Contains Quick Links to Privacy Policy, Terms of Service, and FAQs, Social Media Icons for community engagement, and Copyright Information for legal details

D. Database Management

The Water and Electricity Tracker Web Application uses MySQL as its relational database management system to securely store user data, consumption logs, alerts, billing estimates, and user preferences. Key tables include Users, Consumption, Alerts, Bills, and Settings, ensuring structured and consistent data storage. CRUD operations are handled through Express.js, allowing for efficient data management and real-time updates on user consumption. The database is secured with encryption methods, regular backups, and access controls to protect sensitive information. Designed for scalability, the database can efficiently handle growing user data while maintaining performance through optimization techniques like indexing and caching.

E. User Authentication and Data Security

User authentication in the Water and Electricity Tracker Web Application is handled securely through encrypted passwords and token-based authentication (e.g., JWT). Data security is ensured with HTTPS encryption for secure data transmission and role-based access control to prevent unauthorized access. Regular security audits and backups are implemented to protect user information and maintain data integrity.

F. Purely Web-Based Application

The Water and Electricity Tracker is a purely web-based application, accessible through any modern browser without the need for additional software installations. It offers a responsive, user-friendly interface for tracking resource consumption and managing settings online.

V. SYSTEM DESIGN

A. Overview

- Objective: Provide a comprehensive platform for users to track their water and electricity consumption, offering real-time monitoring, usage analytics, and personalized alerts to promote efficient resource management and sustainability.

B. Key Components

- Front-end (User Interface): A web application for users to monitor and track their water and electricity consumption, with data visualization, usage analytics, and real-time alerts.
- Back-end: Manages user authentication, stores consumption data, and processes user inputs for readings, alerts, and bill estimations.
- Integrated with Third-Party Services: APIs for real-time data on water and electricity usage (if applicable for smart devices or utility providers).

C. System Architecture

- Micro services Architecture: Independent services for water and electricity tracking, usage analytics, and billing, all communicating via APIs.
- Database: Centralized storage of user data, consumption logs, and billing information.
- Payment Gateway Integration: For secure payment of estimated bills (e.g., Stripe, PayPal).

D. Core Features

- Tracking System: Users can input data for daily, weekly, or monthly consumption and track usage trends overtime.
- Real-Time Alerts: Notifications when users exceed set consumption limits or when unusual usage is detected.
- Data Visualization: Graphs and charts displaying water and electricity usage patterns.

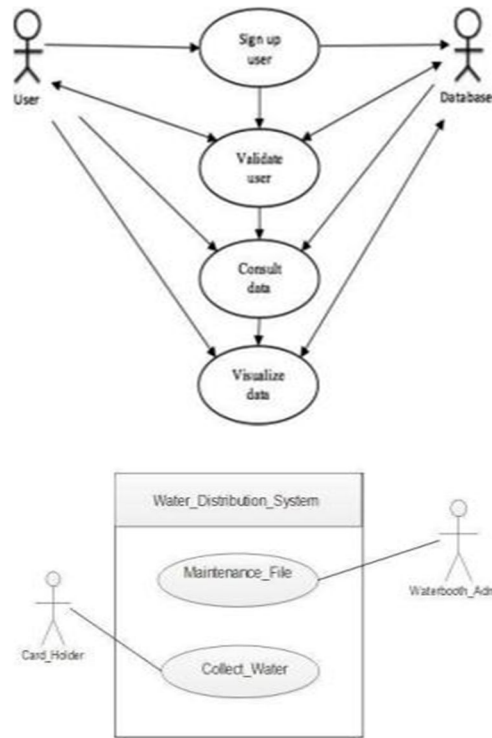
E. Design Considerations

- Scalability: Cloud-based infrastructure (AWS/Google Cloud) for managing increasing amounts of user data and real-time tracking.
- Security: Encryption for sensitive user data, secure payment processing, and GDPR-compliant data handling.
- Performance: Efficient data management with caching for faster load times and optimized response times.

F. Future Enhancements

- Personalized Recommendations: Use AI to provide tailored energy-saving tips and suggestions based on usage patterns.
- Smart Device Integration: Expand with more integration for real-time water and electricity data from smart meters.
- Mobile App Development: A dedicated mobile application for on-the-go usage tracking and alerts.

VI. USE CASE DIAGRAM



VII. REQUIREMENTS Software:

Development: SQL(Back-end) ,
HTML, CSS, JAVASCRIPT(Front-end)
Cloud: AWS / Google Cloud

VIII. RESULTS

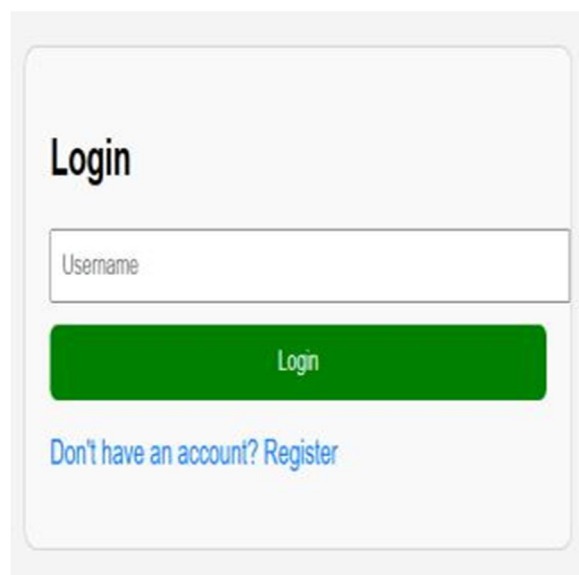
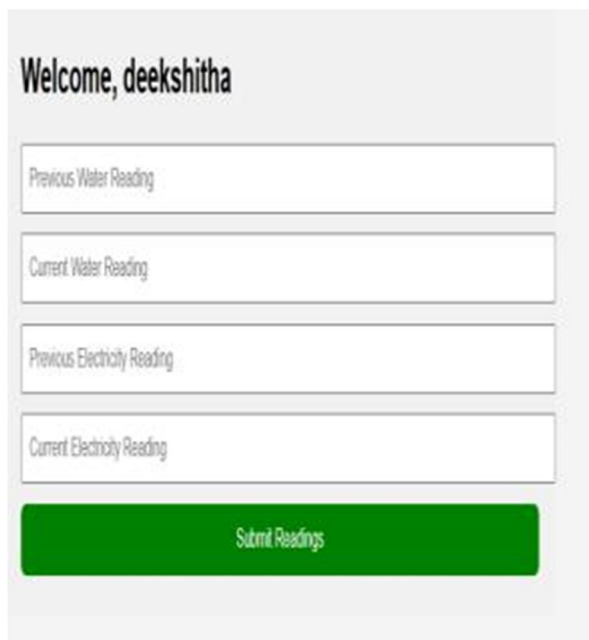


Fig (1)



The screenshot shows a user interface with the following elements:

- Greeting: "Welcome, deekshitha"
- Input field: "Previous Water Reading"
- Input field: "Current Water Reading"
- Input field: "Previous Electricity Reading"
- Input field: "Current Electricity Reading"
- Submit button: "Submit Readings" (green)

Fig (2)



Fig (3)

IX. CONCLUSION

The development and implementation of the Water and Electricity Tracking App mark a significant step forward in promoting sustainable living through digital innovation. As the global population continues to grow and natural resources become increasingly strained, it is more important than ever to adopt efficient tools that help individuals monitor, manage, and reduce their resource consumption. This app was designed with this purpose in mind—to empower users with real-time information, intuitive insights, and practical guidance on how they can play an active role in conserving water and electricity.

Deeper integration with smart meters and IoT devices.

Enhanced machine learning-based usage predictions.

Better personalization of tips and recommendations.

Stronger data privacy and security mechanisms.

Broader accessibility across multiple platforms and devices.



REFERENCES

- [1] Energy Hub, "Smart Home Energy Management," Energy Hub Official Website, 2020. [Online]. Available: <https://www.energyhub.com>
- [2] WaterSmart Software, "Water Conservation and Customer Engagement Platform," WaterSmart Solutions, 2021. [Online]. Available: <https://www.watersmart.com>
- [3] Sense Labs, "Sense: Intelligent Energy Monitoring," Sense Energy Monitor, 2022. [Online]. Available: <https://sense.com>
- [4] JouleBug, "JouleBug: Sustainable Living Made Simple," JouleBug App Platform, 2019. [Online]. Available: <https://joulebug.com>
- [5] A. Sharma and R. Patel, "Water Usage Management using IoT-Based Smart Meters," International Journal of Advanced Research in Computer Science, vol. 9, no. 5, pp. 245–250, 2018.
- [6] M. Roy and D. Banerjee, "An IoT-Based Smart Energy Metering System," International Journal of Engineering Research and Applications, vol. 10, no. 2, pp. 85–89, 2020.
- [7] S. Gupta and A. Mehta, "Blockchain for Utility Billing and Consumption Transparency," Journal of Emerging Technologies in Computing Systems, vol. 18, no. 1, pp. 33–40, 2022.
- [8] R. Kulkarni and T. Kumar, "Mobile Applications for Smart Water Management: A Review," International Journal of Innovative Research in Science, Engineering and Technology, vol. 10, no. 3, pp. 12–18, 2021.
- [9] P. Singh and M. Raj, "Smart Metering: A Comprehensive Review of Utility Monitoring Systems," Renewable Energy & Environmental Sustainability, vol. 4, no. 1, pp. 101–110, 2019.
- [10] L. Verma, "Impact of Smart Metering on Urban Utility Consumption: A Case Study," Energy Policy and Management Journal, vol. 5, no. 4, pp. 220–228, 2023.



10.22214/IJRASET



45.98



IMPACT FACTOR:
7.129



IMPACT FACTOR:
7.429



INTERNATIONAL JOURNAL FOR RESEARCH

IN APPLIED SCIENCE & ENGINEERING TECHNOLOGY

Call : 08813907089  (24*7 Support on Whatsapp)