



iJRASET

International Journal For Research in
Applied Science and Engineering Technology



INTERNATIONAL JOURNAL FOR RESEARCH

IN APPLIED SCIENCE & ENGINEERING TECHNOLOGY

Volume: 10 Issue: III Month of publication: March 2022

DOI: <https://doi.org/10.22214/ijraset.2022.40664>

www.ijraset.com

Call:  08813907089

E-mail ID: ijraset@gmail.com

A Brief on Water Pump Level Adjustment & Monitoring System Using Arduino Uno

Sourabh Sarode¹, Chirayu kalwe², Akshay Gedam³, Neha Bhaisare⁴, Shishir Bagal⁵

^{1, 2, 3, 4, 5}Dept. of Electronics Engineering, K.D.K. College of Engineering, Nagpur, Maharashtra, India


Abstract: *Arduino is an ASCII text file programmable circuit card that will be programmed to sense and manage objects within the physical world. By responding to sensors and inputs, the Arduino is ready to act with an outsized array of outputs equivalent to LEDs, motors, and displays. The ESP8266 is capable of either hosting a degree application or offloading all LAN networking functions from another application processor. A pump is a tool that moves fluids (liquids or gases) by mechanical action. Pumps operate via several energy sources, alongside manual operation, electricity, engines, or wind power. An integrated development setting (IDE) is also a coding system application that provides comprehensive facilities to pc programmers for software package development. Some IDEs, appreciate NetBeans and Eclipse, contain the obligatory compiler, interpreter, or both.*

I. INTRODUCTION

To develop any hardware primarily based project one should apprehend the parts needed to develop the system and therefore the specification of these parts to figure with them properly. One must skills completely different components works with each other and the way one builds that component properly while not damaging any of the components. Arduino is an ASCII text file programmable circuit card that will be programmed to sense and manage objects within the physical world. The Arduino is ready to act with an outsized array of outputs equal to LEDs, motors, and displays by responding to sensors and inputs. The amount of waters delivered to crops for farming will be monitored using an Arduino microcontroller and a supersonic sensing device. This watching maybe avoided any physical affiliation of somebody's with the pump directly. The ESP8266 is capable of either hosting a degree application or offloading all LAN networking functions from another application processor. This module choice a robust enough aboard storage capability that permits it to be integrated with the sensors and utterly completely different application-specific devices through its GPIOs. A gear motor is an electrical motor that is ready to turn out sharp movements. they're together ordinarily found in robots, automotive devices, and portable computer exhausting drives. There are several versions of gear motors and several other ways in which within which to drive them. Liquid crystals don't emit lightweight directly, instead of using a backlight or reflector to provide footage in colour or monochrome. LCDs will show discretionary pictures (as in a passing general laptop display) or mounted images with low information content, which could be displayed or hidden. A pump is also a tool that moves fluids (liquids or gases) by mechanical action. Pumps operate via several energy sources, alongside manual operation, electricity, engines, or wind power. they're on the market in several sizes, from microscopic to giant industrial pumps. With the hardware part, one should conjointly apprehend a software language to alter the system which can build it simple to use. particularly with an Arduino UNO microcontroller in use for this project, one must skill to use the IDE for Arduino which will facilitate to program the system and Arduino quicker with a lot of efficiencies. AN integrated development setting (IDE) is also a coding system application that provides comprehensive facilities to pc programmers for software package development. Some IDEs, appreciate NetBeans and Eclipse, contain the obligatory compiler, interpreter, or both.

II. HARDWARE COMPONENTS

A. Arduino UNO



Arduino is a free, open-source programmable circuit board that may be used in both basic and complicated makerspace projects. This board has a microprocessor that may be designed to detect and control physical items. The Arduino can communicate with a wide range of outputs, including LEDs, motors, and displays, by responding to sensors and inputs. Arduino is a popular choice for makers and maker spaces wanting to develop interactive hardware projects because of its versatility and inexpensive cost. Arduino turned into delivered returned in 2005 in Italy through Massimo Bansi as a manner for non-engineers to have to get the right of entry to a low-cost, easy device for growing hardware projects. Since the board is open-source, it's far launched beneath Neath a Creative Commons license which permits each person to provide their very own board. If you seek the net, you'll discover there are masses of Arduino well-matched clones and versions to be had however the most effective professional forums have Arduino in its name. One of the maximum famous Arduino forums out there may be the Arduino Uno. While it turned into now no longer the primary board to be launched, it stays to be the maximum actively used and maximum extensively documented at the market. Because of its excessive popularity, the Arduino Uno has a ton of mission tutorials and boards across the net that allows you to get commenced or out of a jam. We're huge lovers of the Uno due to its super capabilities and simplicity of use.

B. Ultrasonics Sensor



The ultrasonic sensor module will read the distance between the sensor module and the water surface, and it will send that data to the Arduino Uno microcontroller which will according to the programming will check the position of the water pump in the well and will calculate the distance it has to move the pump in the necessary direction then the water level and the pump level change will be displayed on the LCD screen and then according to the programming the gear motor driver will move the pump to its required position. The water supplied to the tank for filling the crops for farming will be monitored by the water monitoring pump which will be placed at the top mouth of the pipe. the sensor will note the amount of water that is supplied to the crops and the quantity which is being supplied can be controlled through the Arduino app using the Wi-Fi module which will send all the information being displayed on the LCD to the operator's device which he can control. Thus, this all will be done without any physical connection of a human benign with the pump directly which will be save the person a lot of time, resources, and tedious work.

Ultrasonic sensing elements (sometimes called transceivers when they all send and receive data, but more frequently known as transducers) function in the same way as measuring or navigational devices, decoding echoes from radio or sound waves to calculate the properties of a target. Inaudible sensors generate high-frequency sound waves and analyze their echoes. Between the sign's cause and obtaining the echo to seek an object's gap, sensors calculate the c programming language. A device uses many detectors to calculate speed and direction based on relative distances between particles in the air or water. The sensing device calculates the distance between the fluid's surface and the live tank or channel's level. Potential applications include humidifiers, sonar, medical ultrasonography, stealer alarms, and non-destructive testing. After hearing the echo, the sound waves are converted back into electrical energy using an electrical device that turns voltage into sound in the inaudible range, over 18,000 hertz.


C. ESP8266WIFI Module



The ESP8266 LAN Module is likewise a self-contained SOC with an inbuilt TCP/IP protocol stack that can provide access to your LAN network to any microcontroller. The ESP8266 may either host a bachelor's degree application or offload all LAN networking activities to another CPU. Each ESP8266 module is pre-programmed with an AT command set microcode, so all you have to do is connect it to your Arduino device and you'll have the most amount LAN-ability a Wi-Fi protect has to give (right out of the box) The ESP8266 module is a low-cost, high-performance board with a large and expanding community. This module has robust onboard method-related storage capabilities, allowing it to be coupled with sensors and other application-specific devices via its GPIOs with minimal work upfront and modest loading during the runtime. Its high level of on-chip integration allows for borderline external electrical equipment, as well as the front-end module, which is designed to fit on the edge of the PCB.

The ESP8266 keeps to assist APSD for Services and packages and Bluetooth co-lifestyles interfaces; it has a self-calibrated RF that permits it to paintings in a decreasing role in all operational situations and calls for no outside RF elements, and it incorporates a self-calibrated RF that permits it to paintings in a decrease area in all operational situations. On the marketplace for the ESP8266, there may be a nearly infinite delivery of data, all of which has been made viable through notable network assistance. Many resources, such as commands on the way to join this module into an IoT (Internet of Things) the solution can be observed withinside the Documents phase below.


D. Gear Motor



A gear motor is a type of electric motor that can make precise motions. It's utilized in printers, for example. They're moreover uncommonly discovered in robotics, automobiles, and laptop hard drives. They, like other electric motors, are powered by an electrical device. They frequently require more than two wires to handle them. Gear motors come in a variety of sizes and may be driven in a variety of ways. DC motors are frequently conceived of as a combination of two different types of motors: gear motors and servo motors. Servo motors require continuous position feedback to manage the motor's condition and administer the motor's particular or intended speed or position. These varieties of the gear motor are usually dearer as a result of they needed extra electronic equipment to amass this constant point feedback. The opposite kind of generalized motor is named a gear motor.

This gear motor is commonly used for clean experiments due to the fact it is inexpensive. It would not want the placement of the motor to be known, consequently, it might not require extra circuitry. A gear motor turns to a particular role with the aid of using a consistent collection. This collection is frequently performed in more than one method in which. Full stepping, stepping, and small stepping are methods to obtain a series of steps from the motor. Full stepping with a 2-component motor calls for coils to be alternated simultaneously. this type of stepping can allow the motor to spin; however, the attitude of that spin goes to be based totally upon the step attitude. The step attitude is good enough to 360 ranges divided with the aid of using the stairs in keeping with revolution. The steps in keeping with revolution are observed with the aid of using the quantity stages at the stator coil times the number of everlasting magnets available in the marketplace to the motor.

E. Gear Motor Driver



These chips keep the ability that drives the motors to break free the power that's on the Arduino. The Arduino will provide enough juice to power the gear motors directly. this is often why you have got to use separate chips for a variety of activities as valves that manage however the motor spins. Another profit that gear driver chips provide, is that they supply fragmental steps. This helps rid the motion of the gear motor. while not fractional steps, gear motors can incline to vibrate or resonate at bound RPMs.

Microcontroller-primarily based totally in the main gear's drivers can reap excessive rotation speeds in equipment cars. It is possible to have complete control over how each character coil within the motor is activated using a microcontroller. that is frequently this may be } completely essential to get excessive speeds as velocity increases, temporal association of the coils firing needs to be lifeless in sync. Quoting from Dr. Iguana: If you've got ever driven any person on a swing, you understand that a little, nicely normal push can motivate that individual to swing better and better. Miss a push or 2 with the aid of using even a small amount and consequently the 'strength transfer' is notably less. that is frequently this may be } genuine in equipment cars at excessive speeds. If you do not fit the pushes or steps to the precise country of the motor it will run poorly. to address modern over what the microchip can allow, the controller has to apply complete H-bridge chips.

F. LCD Display



LCDs are employed in a broad range of applications, including alphanumeric show TVs, computer monitors, gadget panels, craft cockpit displays, and indoor and outdoor signage. LCD projectors and portable purchaser devices like virtual cameras, watches, virtual clocks, calculators, and cell phones, such as smartphones, all include small LCDs. Customer physics products such as videodisc players, computer gaming devices, and clocks employ LCD monitors. In nearly all applications, LCD monitors have replaced heavy, large electron beam tube (CRT) presentations.

LCD monitors are available in a far larger range of display screen sizes than CRT and plasma displays, with LCD monitors ranging in size from small virtual watches to extremely large television receivers. Due to the high-priced electroluminescent chemicals or phosphors that OLEDs employ, they are more expensive for a given display length. conjointly because of the usage of phosphors, OLEDs be afflicted by display screen burn-in and there is currently no way to recycle OLED presentations, while alphanumeric show panels may be recycled, even though the era had to recycle LCDs isn't although widespread. tries to hold up the combat of LCDs are quantum dot presentations, advertised as SUHD, QLED, or Triluminos, which are LCDs with blue LED backlighting and a Quantum-dot sweetening film (QDEF) that converts part of the blue light-weight into crimson and green, giving a comparable overall performance to an OLED display at a decreased price, but the quantum dot layer that offers those presentations their traits cannot although be recycled.

G. Water Pump



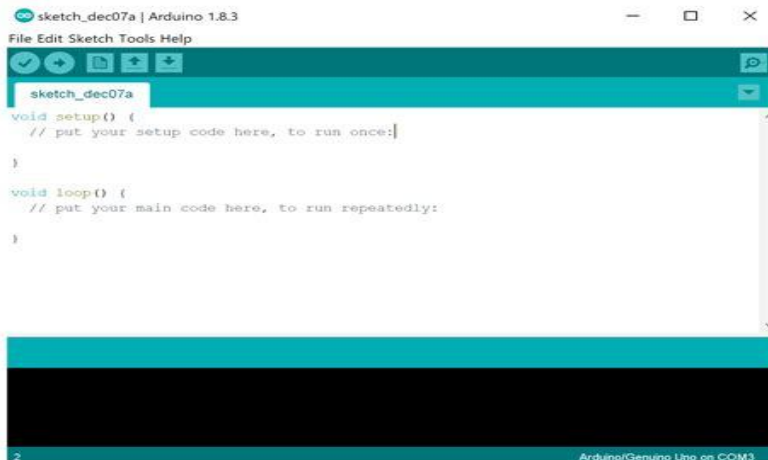
A pump is a mechanical tool that propels fluids (beverages or gases), or usually slurries, and normally regenerates hydraulic power from a voltage. Pumps are frequently divided into 3 companies primarily based totally on the method they appoint to transport the fluid: direct lift, displacement, and gravity pumps. Pumps use power to do mechanical work (normally reciprocal or rotational) and circulate the fluid. Pumps may be powered with the aid of using human labor, electricity, engines, or wind power, and are available in several sizes, starting from tiny pumps utilized in scientific packages to tremendous business pumps.

Mechanical pumps are used in a wide range of applications, including well water pumping, tank filtration, pool filtration, and aeration., in the automobile industry for water-cooling and fuel injection, in the electricity industry for pumping oil and fossil fuel, and in the operation of cooling towers and opportunity factors of heating, airflow, and air conditioning systems. Pumps are utilized in the therapeutic industry for natural chemistry procedures in developing and producing pharmaceuticals, as well as artificial body part replacements, such as the fictitious coronary heart and erectile organ prosthesis. A single-degree pump is defined as a casing that has only one spinning impeller.

A hand-powered water pump, often known as a 'pitcher pump,' was formerly commonplace across the world. it became generally installed over network water wells inside the days earlier than piped water supplies. In additives of British human beings Isles, it became generally known as the parish pump. even though such network pumps aren't to any extent further not unusual place, human beings nonetheless used the expression parish pump to explain a place or discussion board anywhere subjects of the local hobby are discussed. As a result of water from the pitcher, pumps are drawn at once from the soil, it is moreover susceptible to contamination. If such water isn't always filtered and purified, intake of it might reason or opportunity water-borne diseases. An ill-famed case is the 1854 Broad Street Indian cholera occurrence. At the time it became now no longer celebrated but cholera became transmitted, but medico John Snow suspected infected water and had them take care of the overall public pump he suspected removed; the outbreak then subsided. stylish non-computerized network pumps are considered the most assets less costly opportunity for secure set up in resource-negative settings, generally in rural areas in growing countries.

III. SOFTWARE COMPONENTS

A. Arduino IDE



An incorporated improvement setting (IDE) can be a laptop code software that offers complete centers to laptop programmers for software program improvement. AN IDE includes a minimum of an ASCII textual content report editor, construct automation gear, and a debugger. Some IDEs, similar to NetBeans and Eclipse, incorporate the required compiler, interpreter, or both; alternatives, together with Sharp Develop and Lazarus, do not. The boundary among an IDE and different factors of the wider software program improvement surroundings isn't always well-defined; typically, a versioning system or various gear to alternate the improvement of a graphical program (GUI) are incorporated. Many fashionable-day have a class browser, AN item browser, and a category hierarchy diagram to be utilized in item-orientated laptop code improvement.

Integrated improvement environments are designed to maximize implemented scientist productiveness with the aid of using presenting tightly-knit factors with comparable person interfaces. day present one software inside which all improvement is done. This software usually presents numerous alternatives for authoring, modifying, compiling, deploying, and debugging software programs. This contrasts with software program improvement exploitation unrelated tools, akin to vi, GDB, GCC, or make.

One purpose of the IDE is to reduce the configuration important to piece in conjunction with a couple of improvement utilities, instead, it presents the same set of talents collectively cohesive unit. Reducing setup time will grow developer productiveness, in particular in instances anywhere mastering to apply the IDE is faster than manually integrating and mastering all the person tools. Tighter integration of all improvement responsibilities can reinforce normal productiveness at the long way aspect, in reality, helping installation responsibilities.

For example, code can be regularly parsed while it is being edited, presenting immediate comments as soon as syntax mistakes are introduced, consequently allowing builders to proper code abundant quicker and a variety of honestly with an IDE. Some days are dedicated to a single programming language, allowing for a function set that most closely matches the language's programming paradigms. There are, however, a plethora of multi-language IDEs. A software program for Arduino hardware is also written in any programming language with compilers that manufacture binary computer code for the purpose processor. Atmel offers an improvement placing for their 8-bit AVR and 32-bit ARM Cortex-M primarily based frequently microcontrollers: AVR Studio (older) and Atmel Studio (newer). The Arduino incorporated improvement environment (IDE) can be a cross-platform application (for Microsoft Windows, macOS, and Linux) it is written inside the Java programming language. It came from the language's technique AND wiring IDE.

REFERENCES

- [1] Irwan, Y., Fernando, Y., & Wahyuni, R. Detecting Heart Rate Using Pulse Sensor as Alternative to Knowing Heart Condition. Journal of Applied Engineering and Technological Science (JAETS),2019.
- [2] S. Shankar and M. Dakshayani, "IoT-Mobile Enabled Smart Water Level Controlling System to Regulate Water Wastage," 2018 International Conference on Advances in Computing, Communications and Informatics (ICACCI), Bangalore, 2018, pp. 2045-2048, DOI: 10.1109/ICACCI.2018.8554373.
- [3] Asaad Ahmed Mohammed Ahmed Eltaieb and Zhang Jian Min, Automatic Water Level Control System, International Journal of Science and Research (IJSR), Volume 4 Issue 12, December 2017.
- [4] Madhurima Santra, Sanjoy Biswas, Sibasis Bandyopadhyay, and Kaushik Palit, Smart Wireless water level Monitoring & Pump controlling System, International Journal of Advances in Scientific Research and Engineering (IJASRE), Vol. 03, Issue 4, May -2017.
- [5] P. P. Karande, P. N. Sawardekar, P. B. Patil, Prof. Z. J. Tamboli, "Study of Arduino for Irrigation Based Control using Android App," International Journal of Advanced Research in Computer Engineering & Technology, vol. 6, issue. 1, pp. 46-49, 2017.
- [6] Beza Negash Getu and Hussain A. Attia, Automatic Water Level Sensor and Controller System, ©2016 IEEE.
- [7] Shamim Pathan, Praseed Kumar, Sarvesh Tendolkar, Vivek Patil, Sujoy Lucas, Aditya Daithankar, Automatic control of a pump system for water level using Microcontroller and LabVIEW, International Research Journal of Engineering and Technology (IRJET), Volume: 03 Issue: 05 | May-2016.
- [8] S. Paul, M. Das, A. Sau, S. Patra, "Android Based Smart Water Pump Controller with Water Level Detection Technique," International Journal of Advanced Research in Computer and Communication Engineering, vol. 4, issue 12, pp. 534-537, 2015.
- [9] Priya J, Sailusha Chekuri, water level monitoring system using IoT, International Research Journal of Engineering and Technology (IRJET) Volume: 04 Issue: 12, Dec-2015.
- [10] S. Gowri, P. Pranathi, K. Sravya, "Automated Water Tank Overflow Control Unit Integrated with Mobile Application," International Journal on Information Sciences and Computing, vol. 9, no. 2, pp. 10-12, 2015.
- [11] K. Santhosh Kumar, G. Mukesh, K. Deepti, Microcontroller based Automatic Water level Control System, International Refereed Journal of Engineering and Science (IRJES) Volume 4, Issue 11, November 2015.
- [12] S.M. Khaled Reza, Shah Ahsanuzzaman Md. Tariq, and S.M. Mohin Reza, "Microcontroller Based Automated Water Level Sensing and Controlling: Design and Implementation Issue," Proceedings of the World Congress on Engineering and Computer Science, vol I, 2014.
- [13] Sanam Pudasaini, Anuj Pathak, Sukirti Dhakal, and Milan Paudel, "Automatic Water Level Controller with Short Messaging Service (SMS) Notification," in International Journal of Scientific and Research Publications, Volume 4, Issue 9, September 2014.
- [14] Ria Sood, Manjit Kaur, and Hemant Lenka, "Design and Development of Automatic Water Flow Meter," in International Journal of Computer Science, Engineering and Applications, Vol. 3, No.3, June 2013.
- [15] Ishwar Chandra Murmu, Laloo Kumar Yadav (2013), "Low-cost automatic water level control for domestic applications", Department of Electrical Engineering National Institute of Technology, Rourkela-769008 (ODISHA).
- [16] Osama Mahfooz, Mujtaba Memon, and Asim Iftikhar, "Project Review on Water Level Sensing Using PLC," Journal of Engineering & Technology Science, vol. 2, no. 2, pp. 160- 170,2012.
- [17] J. Xu and A. Luo, "Research on Water Resources Automatic Monitoring and Management System," 2012 Fourth International Conference on Computational and Information Sciences, Chongqing, 2012, pp. 1135- 1138.
- [18] M. Javanmard, K. A. Abbas and F. Arvin, "A Microcontroller-Based Monitoring System for Batch Tea Dryer," CCSE Journal of Agricultural Science, Vol. 1, No. 2, December 2009.



10.22214/IJRASET



45.98



IMPACT FACTOR:
7.129



IMPACT FACTOR:
7.429



INTERNATIONAL JOURNAL FOR RESEARCH

IN APPLIED SCIENCE & ENGINEERING TECHNOLOGY

Call : 08813907089  (24*7 Support on Whatsapp)