



IJRASET

International Journal For Research in
Applied Science and Engineering Technology



INTERNATIONAL JOURNAL FOR RESEARCH

IN APPLIED SCIENCE & ENGINEERING TECHNOLOGY

Volume: 5 Issue: X Month of publication: October 2017

DOI: <https://doi.org/10.22214/ijraset.2017.10171>

www.ijraset.com

Call:  08813907089

E-mail ID: ijraset@gmail.com

Indian Sign Language Recognition System Using PCA Features

Mr. Girme R B.¹, Prof. Marathe V R.²

¹PG student, NBNSCOE, Solapur.²Assistant Professor, NBNSCOE, Solapur

Abstract: Sign language is the technique used for communication between deaf, mute, hard hearing people and normal people. Different types of project are done against deaf, mute, hard hearing people. A system with computer human interface is proposed for sign language recognition. But there is country wide variation available in that project. The main idea of this project is to design a system which is useful for communication of that person with the outside world in any public places, so that no need to interpreter in public places. In that project we need the isolated images in the form of database with Indian sign language of numeric sign. A regular camera is useful for acquiring this numeric sign. Principal Component Analysis (PCA) is used for preprocessing, in which the removal of redundant and unwanted data is done This PCA technique identify sign with an accuracy of 96%. The experimental result is shown that the system is used as “working System” in regular ISL Recognition.

Keywords: PCA; Eigenvector; Covariance;

I. INTRODUCTION

Sign language is helpful with communication between deaf, mute, hard hearing people and normal people. In normally, sign language is understandable for the signer and the person who know the sign language but it is so much difficult for who does not know the sign language or meaning of any gesture [4]. The strategy of the Eigenvectors method consists of extracting the characteristic features.

Were the images of Indian sign language can be used as input and the system will display the English alphabet, which the mute, deaf people want to tell. A regular camera with 8 megapixels is used for acquiring this sign. For developing this project we need sign database with 26 English alphabets sign & 9 Numeric sign with proper images. The Alphabetical sign of sign language is shown in fig 1.

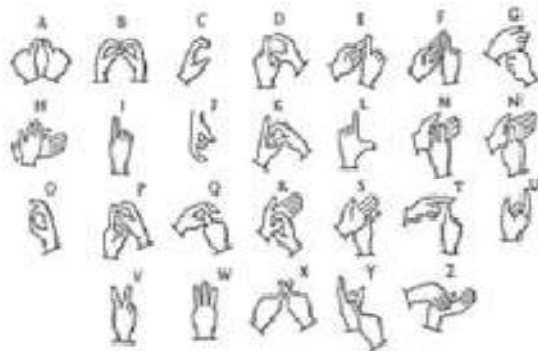


Fig. 1 Indian sign language[6]

In that project every word or every alphabet is assigned to a particular image. This image is in the form of .jpg so that we can easily use the database. This images are in static form. Static gestures have fixed position of the hand, whereas dynamic gestures have movement of hands and body parts. we used a total database of 200 images for training & 50 images for testing.

The proposed scheme uses PCA for feature extraction. Principal Component Analysis (PCA) (Rafael and Woods, 2002) is a well-known and one of the most successful techniques used in image recognition and compression for extracting feature and representing data. It is a technique widely used in the area of pattern recognition, computer vision and signal processing. Principal component analysis (PCA), is a feature extraction and data representation technique which is widely used in the areas of computer vision & pattern recognition. PCA is also known as Karhunen-Loeve expansion. The purpose of PCA is to reduce the large dimensionality of the data space (observed variables) to the smaller intrinsic dimensionality of the feature space (independent variables), which are needed to describe the data economically. This is the case when there is a strong correlation between observed variables. By

discarding minor components, the PCA effectively reduces the number of features and displays the data set in a low dimensional subspace. In this study the feature extraction algorithm based on PCA is chosen. The coefficients of these methods are used as feature vectors. This technique efficiently represents an extracted image.

II. LITERATURE REVIEW

There are different theories used for Indian Sign Convention presented by different authors. The surveyed literature on Sign Convention is as follows:

In the Tamil sign letter Balakrishnan, G, SubhaRajam, [1] proposed a method. This was recognizing a 32 set of combinations & 10 for each up and down position of the fingers. This method is used for the up/down position of the fingers which is converted into decimal numbers, this number is recognized into the Tamil alphabet A set of database in the form of images of sizes 640×480 pixels are captured. Palm image extraction is used to convert RGB to grayscale images. The experimental result is 96.87%.

For static and dynamic alphabet sign RekhaJ, [2] proposed a system this system was used 23 static ISL alphabet signs from 40 different signers are collected as training samples and 22 videos are used as testing samples. The images are extracted by the method of Principle Curvature Based Region Detector. Multi class non-linear KNN are used as sign classifiers. The experiment result for static 94.4% and for dynamics it was 86.4%.

In northern Bali jungle of Indonesia the village of “Bengkala” for generations, where a high percentage of residents are Deaf [14].Bengkala has a higher than normal deaf-since-birth population for over seven generations. Today, 42 of Bengkala's almost-3,000 villagers have been deaf since birth. The more percentage of deafness is caused due to DFNB3.By comparison, about two or three births per 1,000 in the United States produce a deaf or hard of hearing child.Rather than villagers in Bengkala have adapted to a deaf lifestyle or deaf language. Throughout the village, people speak with their hands. Kata kolok, known as "the talk of the deaf," is a unique, rural sign language, independent of international or Indonesian sign language

III. METHODOLOGY

The proposed system is shown in the figure 2. If no standard data set is available to experiment on automatic recognition of ISL gestures then Two data sets of ISL character signs are created. First set contains sign belongs to alphabetic characters for Indian Sign and the second set contains the numeric sign for Indian sign. The details of acquiring of the data set are given in data set

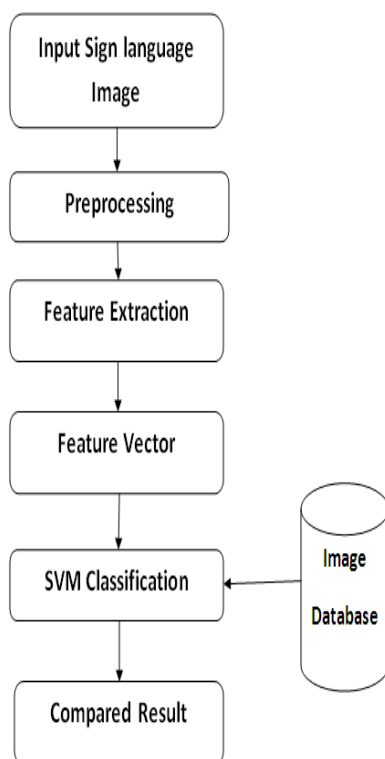


Fig2. Overview of proposed system

A. Input Sign language Image

Two types of dataset are creating for this experiment. In this dataset 26 images of single & double handed images are captured using a digital camera. This images are in the form of 200X300 RGB pixel size. This images are collecting from five different mute male person for each character. We use this images in the JPG format because it is very easy to extract the image in different hardware and software environment. The second dataset created for this experiment are images for each number. The memory required for this dataset is nearly 40 KB. This images are flat rectangular shape in structure.

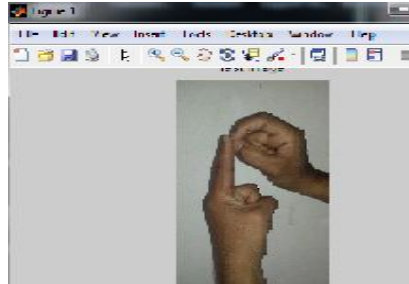


Fig. 3 Input image

B. Preprocessing

After collecting the database from the users we need to preprocess those images. Preprocessing images commonly used for removing low-frequency background noise, normalizing the intensity of the individual particles image. Firstly, we convert RGB images into gray scale images by using MATLAB (RGB to Gray converter). This will convert RGB images to high intensity Gray scale images. In this step we can perform segmentation and noise removal operation. The main aim of pre-processing is an improvement in input data (sign language images) that data suppresses unwanted distortions. The Image preprocessing technique uses the considerable redundancy in images. Neighboring pixel corresponding to one object in real image has adjusted some or similar brightness value. Preprocessing consists of thresholding, erosion and dilation of collected data images.

1) *Skin Thresholding*: Skin detection is used to search for the human hands and discard other skin colored objects for every frame captured from a webcam shown in fig 4. Image thresholding is used for extracting the significant or desired part of an image and removing the unwanted part or noise. The point operator of major interest is called thresholding, which selects pixels that have a particular value, or that are within a specified range. With thresholding, the image can be segmented based on the color. This holds true under the assumption that a reasonable threshold value is chosen. A reasonable threshold value is taken from the histogram of the original image. The point operator helps us to find objects in a picture if the brightness level or range is known. Hence the object's brightness must be known.

After detecting skin area for every frame captured, we used the contours comparison of that area with the loaded hand postures contours to get rid of other skin like objects exist in the image. If the contours comparison of skin detected area complies with any one of the stored hand gesture contours, a small image will enclose the hand gesture area only and that small image will be used for extracting the PCA features.

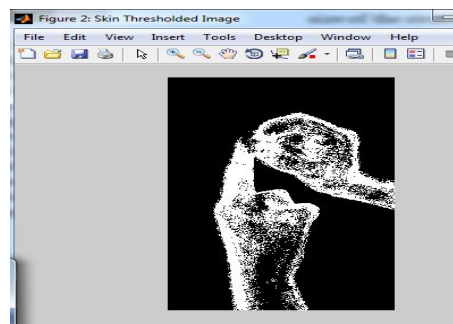


Fig.4 Thresholded image

2) *Dilation and erosion*: Dilation and erosion are basic morphological operations. They are defined in terms of more elementary set operations, but are employed as the basic elements of many algorithms. Dilation is used to increase the object size where erosion is used to diminish the size of the object. Both dilation and erosion are produced by the moving the mask around the

image. The mask which is also called as structuring element or sub image or kernel (Lim, 1990) and (Soille,2004) and it has both a shape and an origin. The following Eq. 1 and 2 are generally used for dilation and erosion:

Dilation = $X \oplus S$	(1)
Erosion = $X \ominus S$	(2)

Table no.1

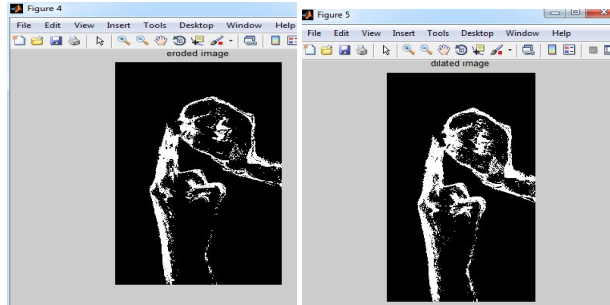


Fig.5[a] Eroded image

Fig.5 [b] dilated image

Where, X is an original image and S is a structuring element. Based on the image which is to be dilated or eroded the size of the structuring element is chosen. It is an odd square matrix which contains binary elements that are 0's and 1's and also the dimension should not exceed the size of the image which is to be processed. The structuring element is a set of coordinates. The origin of the structuring element is the centre element in most cases, but it may not be a centre point for less cases. The structuring element (Lim, 1990; Soille, 2004) is used to remove the eyelashes and eyelids whose dimension is based on the region of interest. Following are the examples of structuring elements.

C. Feature Extraction

The input data which are to be processed is transformed into a reduced representation set of features. This is referred to as feature extraction. Every image consists of large amounts of data. This information can be automatically extracted from the images and is called as feature extraction. Here we are using Principal Component Analysis (PCA) method for extracting the features.

1) **PCA:** Linear Discriminant Analysis (LDA), Independent Component Analysis and PCA are some of the techniques used for feature extraction, among them PCA is a powerful method in image formation, data patterns, similarities and differences between them are identified efficiently. The other main advantage of PCA is that the dimension will be reduced by avoiding redundant information, (Daugman, 1993) without much loss. Better understanding of principal component analysis is through statistics and some of the mathematical techniques which are Eigen values, Eigen vectors. PCA is a useful statistical and common technique that has found application in fields such as image recognition and compression. Principal Component Analysis (PCA) is a mathematical procedure that uses linear transformations to map data from a high dimensional space to a low dimensional space. The low dimensional space can be determined by Eigen vectors of the covariance matrix.

2) **PCA Algorithm:** Following are the steps involved:

Step 1: Column or row vector of size N² represents the set of M images (B₁, B₂, B₃...B_M) with size N*N

Step 2: The training set image average (μ) is described as

$$\mu = \frac{1}{m} \sum_{n=1}^M B_n \quad (1)$$

Step 3: the average image by vector (W) is different for each training image

$$W_i = B_i - \mu \quad (2)$$

Step 4: Total Scatter Matrix or Covariance Matrix is calculated from Φ as shown below:

$$C = \sum_{n=1}^M w_n w_n^T = A A^T, \quad (3)$$

Where $A = [W_1 W_2 W_3 \dots W_n]$

Step 5: Measure the eigenvectors U_L and Eigen values λ_L of the covariance matrix C.

Step6: For image classification, this feature space can be utilized. Measure the vectors of weights

$$\Omega T = [w_1, w_2, \dots, w_M], \quad (4)$$

whereby,

$$H_k = U_k T (B - \mu), \quad k = 1, 2, \dots, M' \quad (5)$$

D. Feature Vector

In pattern recognition and machine learning, feature vector is a n-dimensional vector consist of numerical vector for represent some object. Many algorithms require feature numerical representation of the object. When representing the image feature value shows the pixel of image or whole object in images. Feature vector is equivalent to the vector of variable used in a linear process. It is just a vector consisting of multiple element or feature. Examples of features are color component length, area, circularity, gray level intensity, magnitude, direction it's depend on which feature is useful for application.

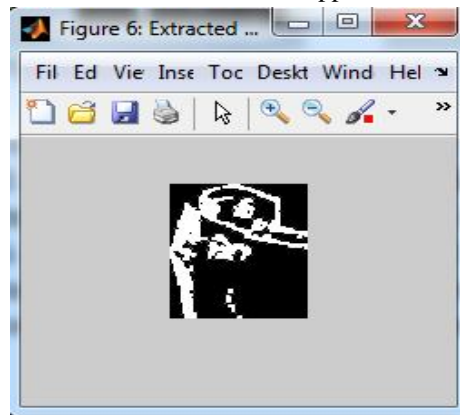


Fig.7 Extracted image

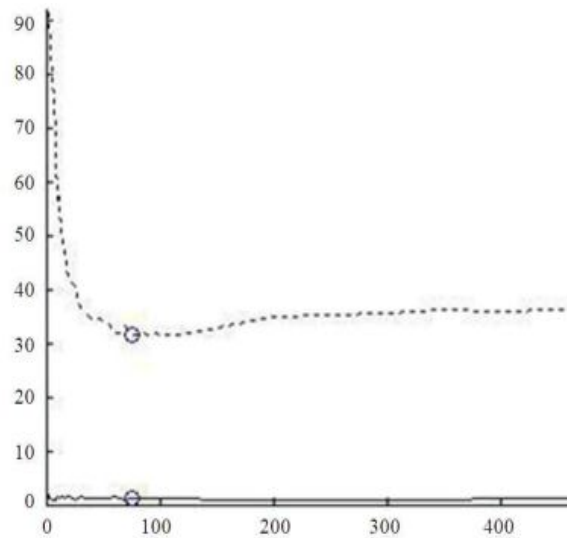


Fig.8: PCA Performance Evaluation

E. SVM Classifier

There are many types of classifier Technique available, we use SVM classifier to identify the image. SVM is a support vector machine used for the supervised learning model with an associated algorithm that analyzed data used for classification and analysis by using Extracted features. SVM classifier is the method of performing the classification task. The support vector machine searches for the closest path which we call "support Vector". Once it found the closest point then the SVM draw a line for connecting them. The support vector machine then declares best separating line which bisect and perpendicular to connecting line. We perform classification by finding the hyper plane for differentiate between two classes. Support vector machine are simply the coordinate of individual observation.

IV. CONCLUSION

The training database contains a total of 200 images which are collected from 4 different users with 36 samples for each Indian sign. Total 50 different images are used for testing purposes. The result of PCA shows that, PCA is a good feature extraction method which is used for static sign recognition with an average accuracy of 96%. This Recognizing system is capable of Recognizing Alphabetical And numerical sign with high accuracy using SVM (Support Vector Machine) Classifier.

V. FUTURE SCOPE

system can be useful for ISL Static or dynamic alphabetical and numerical sign. the system is not useful for complete system. For complete system we have to include ISL word or sentences in future as we use the system in real time. Also other feature extraction algorithms like Wavelet transform, Invariant moments, Shape lets descriptors and other existing methods can be included in conducting experiments for improvement in the results.

REFERENCES

- [1] Balakrishna, G. and P. S. Rajam. 2012. "Recognition of Tamil Sign Language Alphabet using image processing to aid Deaf-Dumb People". International Conference on Communication Technology and System Design. 30: 861-868.
- [2] Rekha J., J. Bhattacharya and S. Majumder. 2011."Shape, texture and local movement hand gesture features for Indian Sign Language recognition". 3rd International Conference on Trendz in InformationSciences and Computing (TISC). : 30-35
- [3] DivyaDeora and Nikesh Bajaj, "Indian sign language recognition", 1st International Conference on Emerging Technology Trends in Electronics Communication and Networking (ET2ECN), 2012, pp.1-5.
- [4] M. Geetha and U. C. Manjusha, "A Vision Based Recognition of Indian Sign Language Alphabets and Numerals Using B-Spline Approximation", International Journal on Computer Science and Engineering (IJCSSE), vol. 4, no. 3, 2012, pp. 406-415
- [5] Rohit Sharma, YashNemani, Sumit Kumar, Lalit Kane, PriteeKhanna, Member, IAENG WCE 2013, July 3 - 5, 2013, London, U.K. "Recognition of Single Handed Sign Language Gestures using Contour Tracing Descriptor".
- [6] DivyaDeora, Nitesh Bajaj, 2012 IEEE "Indian Sign Language Recognition" 1st International Conference on Emerging Technology Trends in Electronics, Communication and Networking,
- [7] "Study Of Vision Based Hand Gesture Recognition Using Indian Sign Language" Archana S. Ghotkar and Dr. Gajanan K. Kharate Pune Institute of Computer Technology, Department of Computer Engineering, University of Pune, Pune, India. Feb. 14, 2014 International Journal On Smart Sensing And Intelligent Systems VOL. 7, NO. 1, MARCH 2014
- [8] Madhuri Sharma, Ranjna Pal and Ashok Kumar Sahoo , ARPN Journal of Engineering VOL. 9, NO. 8, AUGUST 2014 "Indian Sign Language Recognition Using Neural Networks AndKnn Classifiers"
- [9] Ashok K Sahoo, GouriSankar Mishra and Kiran Kumar Ravulakollu, "Sign Language Recognition: State of the Art", ARPN Journal of Engineering and Applied Sciences, vol. 9, no. 2, 2014, pp. 116-134.
- [10] Ashok Kumar Sahoo, Kiran Kumar Ravulakollu Department of Computer Science and Engineering, Sharda University, Greater Noida, India 30 th September 2014. Vol. 67 No.3 JATIT & LLS on "Vision Based Indian Sign Language Character Recognition"
- [11] Zeshan U., M. M. Vasishta and M. Sethna. 2005.Implementation of Indian Sign Language inEducational Settings. Asia Pacific Disability Rehabilitation Journal. (1): 16-40.
- [12] SakshiGoyal, Ishita Sharma and Shanu Sharma, "Sign Language Recognition System For Deaf And Dumb People",International Journal of Engineering,vol.2, no. 4, 2013,pp. 382-387.
- [13] Sahoo, A. K., G. S. Mishra and K. K. Ravulakollu.2014. Sign Language Recognition: State Of The Art. ARPN Journal of Engineering and Applied Sciences.9(2): 116-134MINPAKU Anthropology newsletter no 33, December 2011, pages 4,5.



10.22214/IJRASET



45.98



IMPACT FACTOR:
7.129



IMPACT FACTOR:
7.429



INTERNATIONAL JOURNAL FOR RESEARCH

IN APPLIED SCIENCE & ENGINEERING TECHNOLOGY

Call : 08813907089  (24*7 Support on Whatsapp)