



iJRASET

International Journal For Research in
Applied Science and Engineering Technology



INTERNATIONAL JOURNAL FOR RESEARCH

IN APPLIED SCIENCE & ENGINEERING TECHNOLOGY

Volume: 6 Issue: I Month of publication: January 2018

DOI: <http://doi.org/10.22214/ijraset.2018.1091>

www.ijraset.com

Call: ☎ 08813907089

E-mail ID: ijraset@gmail.com

Study on the Ichthyofaunal Diversity of Kole Wetlands of Puzhakkalkole with Emphasis on Its Water Quality Parameters, Kerala

Parvathy.C.A¹, Dr. Lakshmi Devi Menon²

¹Research and post graduate Department of Zoology St. Thomas' college, Thrissur-680001. For communication: Parvathy. C. A, D/O Sindhu Arjunan, Cheerth(H), P.O. Ponnore, Thrissur

²Department of Zoology, Mahatma Gandhi college Trivandrum-695004.

Abstract: Wetlands are the most productive ecosystems of the earth and they are vital to fish populations because fish depend on certain wetland processes. This study aimed to determine the ichthyofaunal biodiversity in kole wetlands of Puzhakkal, part of Vembanad wetland, designated as Ramsar site. The selected kole wetlands were Adatt, Mullur and Ponnore. The ichthyofauna in relation to water quality was studied on monthly basis from December 2015- to August 2016. The study revealed that physicochemical parameters of three kole wetlands of Puzhakkal were congenial for 35 fish species, belonging to 7 orders and 17 families. The Cypriniformes were dominant and most abundant order with 13 species, followed by Perciformes, Siluriformes and Beloniformes, with 9, 8 and 2 species respectively. The Synbranchiformes, Cyprinodontiformes and Anguilliformes, with one species each. Regarding their conservation status (IUCN), 3 species were of endangered, 5 species were vulnerable and 2 species were near threatened. The current study have been reported a vanishing species the *Clarias macrocephalus* from the Ponnorekole wetland. This study reveals the necessity of conservation of Puzhakkalkole ecosystem going under great threat.

Key words: Ichthyofauna, Kole wetlands, Water quality parameter, Puzhakkal, Ramsar site.

I. INTRODUCTION

Wetlands play a pivotal role in maintaining the natural cycles and supporting a wide range of biological diversity. Wetland ecosystems, including rivers, lakes, marshes, rice fields and coastal areas, provide many services that contribute to human well-being and poverty alleviation. Many wetlands diminish the destructive nature of flooding, and the loss of these wetlands increases the risks of floods occurring. Three wetlands of Kerala, recently included in the Ramsar site are the Vembanad-Kole, Ashtamudi and Sasthamkotta. The 'Kole lands', which is spread into Thrissur and Malappuram districts is one of the pivotal fresh water wetlands of the Kerala. Fish have been regarded as an effective biological indicator of environmental quality and anthropogenic stress in aquatic ecosystems not only because of its iconic value, but also because of sensitivity to subtle environmental changes and represents a wide range of tolerance at community level (Irigolen, et. al., 2004). Fish is regarded as an indicator of changes in water chemistry due to different anthropogenic activities and environmental factors. The responses of fish to environmental disturbances, including hydro morphological factors are different in time and space. Fish has been identified as suitable for biological assessment due to its easy identification and economic value (Gaston, 2000).

A wetland is a land area that is saturated with water, either permanently or seasonally, such that it takes on the characteristics of a distinct ecosystem and also it is described as ecotones. There are four main kinds of wetlands – marsh, swamp, bog and fen. The primary factor that distinguishes wetlands from other land forms or water bodies is the characteristic vegetation of aquatic plants, adapted to the unique hydric soil. Wetlands play a number of roles in the environment, principally water purification, flood control, carbon sink and shoreline stability. Wetlands are also considered the most biologically diverse of all ecosystems, serving as home to a wide range of plant and animal life and by providing a transition between dry land and water bodies.

In India, there are 26 internationally accepted wetlands. But in Kerala a few wetlands of national importance. These include Vembanad – Kole, Ashtamudi and Sasthamkotta lakes which are also designated as Ramsar sites of Kerala. Vembanad-Kole Wetland-The largest brackish, humid tropical wetland ecosystem on the southwest coast of India, is fed by 10 rivers and typical of large estuarine systems on the western coast. Vembanad Kole Wetland was included in the list of wetlands of international importance, as defined by the Ramsar Convention for the conservation and sustainable utilization of wetlands.

Thrissurkole wetlands is found unique to Kerala. It contributes 40 per cent of the of the Kerala's rice requirement. It takes number of small and large kole systems, it touches near kole by continuously connected water canals. It is highly productive and threatened wetlands in Kerala. Also it provide a natural drainage system for Thrissur. So this study aimed to determine the theichthyofaunal biodiversity in Puzhakkalkole wetlands. Three collection sites were fixed covering the parts of the Puzhakkalkole lands. The selected sites were Adatt, Mullur and Ponnore.

Wetlands are vital to fish populations because fish depend on certain wetland processes. Wetlands serve as a food base, shelter, spawning and nursery areas, and for water filtration.

They contain large volumes of food that attract many animal species. Plants and other organic matter provide food for small aquatic insects, fish, and shellfish. In turn, the smaller insects and fish become food for larger predatory fish, reptiles, amphibians, birds, and mammals. Wetlands not only provide food for aquatic and non-aquatic animal and fish species, they also provide vegetated areas where fish can reproduce, hide from predators, and take refuge from inclement weather or other changes in the physical environment. Wetlands also filter out sediments and pollutants, providing the clean water that fish need. Thus, a network of abundant and healthy wetlands is vital to the survival of most fish species. Wetland loss and declining fish populations affect not only natural ecosystem functions, but commercial and recreational fishing as well.

The present work investigates the diversity, status of fish fauna in three kole wetlands of Puzhakkalkole. The physico-chemical characteristics of water have an important role in supporting fish diversity freshwater ecosystems. The main water quality parameters tested were Temperature, pH, Salinity, Dissolved oxygen and Dissolved carbondioxide. The pH is considered as an indicator of overall productivity that causes habitat diversity.

In particular, fish populations are highly dependent upon the variations of physicochemical characteristics of their aquatic habitat which supports their biological functions(Mushahida-Al-Noor *et.al*, 2013). Among the physicochemical factors, temperature, Dissolved Oxygen, pH, turbidity, water transparency and current among others, and their regular or irregular fluctuations, have been identified as determinants in riverine fish ecology (Boyd,*et.al*, 1998). Fishes are driven by their physicochemical surroundings to areas that are physiologically optimal (Beadle, 1981).

The interactions of both the physical and chemical properties of water play a significant role in composition, distribution, abundance, movements and diversity of aquatic organisms (Mustapha,2006). The physico-chemical characteristics are interrelated to each other and exert influence on the biological communities and production in water bodies and thus, it is essential to understand this interrelationship. The analysis of biological parameters along with chemical factors of water forms a valid method of water quality assessment. Chemical analyses of water provide a good indication of the quality of the aquatic systems which can directly correlates with the fish fauna.

The kole wetland systems are faced the pollution threats also like the other wetlands. The major pollution include the deposition of industrial waste, over fertilization in paddy fields, etc. Over fertilization cause excessive nutrient in wetlands kole, and leads the eutrophication. Finally the algal bloom cause the closure of wetland surfaces, results in less oxygen content in water and high amount of organic matter,enhance water pollution. Also eutrophication results the unsuitable aquatic life for many vertebrates like fishes. So pollution is directly proportional to the fish diversity. Then ichthyofaunal biodiversity in relation with the water quality parameters is best way to study the status of a ecosystem.

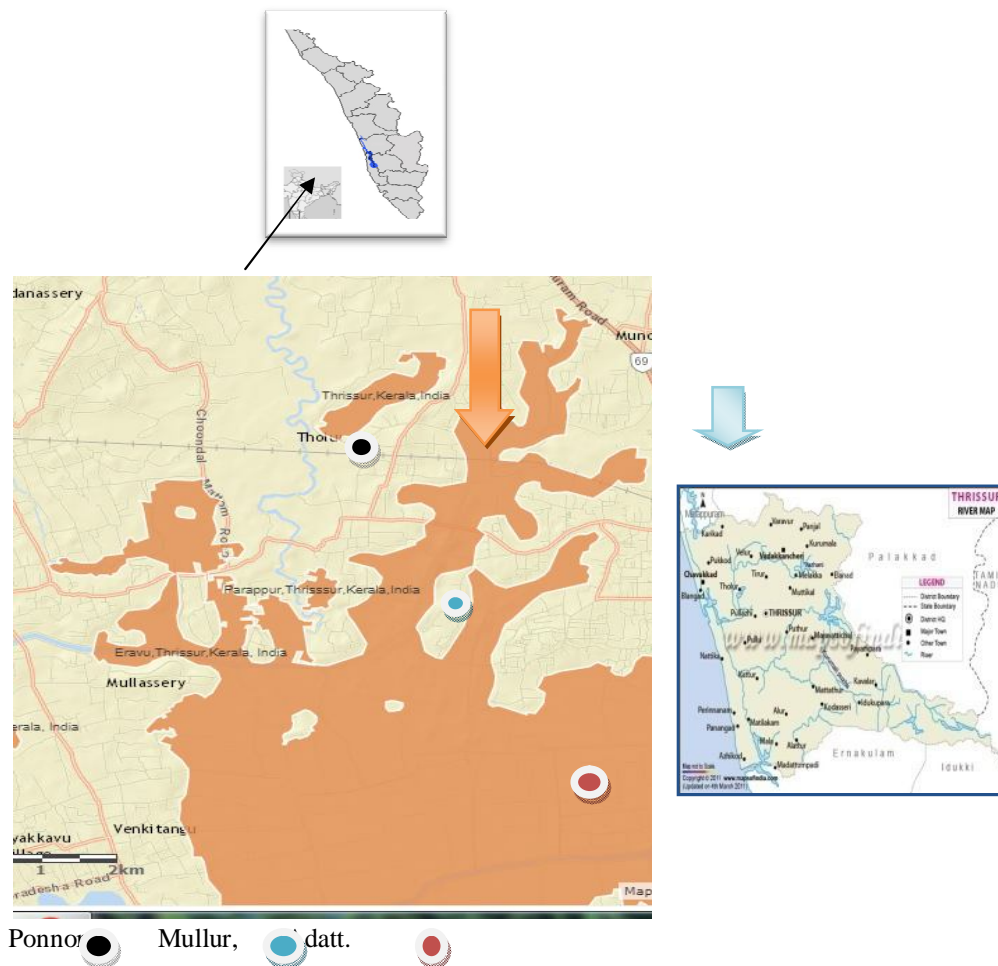
It needs proper management and utilization of this fish wealth and sustainable steps to monitor and conserve this fish health. Fish assemblages have widely been used as ecological indicators to assess and evaluate the level of degradation and health of kole wetlands.

There are many advantages of using fish assemblage as biological indicator. Many fish species have become highly endangered, particularly in rivers and kole wetlands where heavy demand is placed on freshwater. So the present study has good scope for further references, future studies and research.

II. STUDY AREA

Puzhakkalkolewetlands ,a part of Thrissurkole is located km at 10.35.35.3868" N, 76.8.8.9016 E from Thrissur town. Adattkole (site-1) is locatedat 10.485587 , 76.129288 covering an area of 9,522.35hector kole wetland. Mullurkole (site-2) wetland is located at 10.489587, 76.229378 covering an area of 9,522 hector kole wetlands. Ponnorekole(site-3) wetlands covers an area of 93.53 hector of paddy cultivating fields, located at 10.582806, 76.124572. This is the kole land is in Edakkalathur village and Kaiparambuvillage in Thrissur. These are the parts of Puzhakkalkole wetland, designated as Vembanadkole wetland, Ramsar site.

A. Map: Showing the kole wetlands of Puzhakkal, Thrissur.



III. METHODOLOGY

Fish specimens were collected from kole wetlands of Puzhakkal for a period of months (December 2015 - August 2016). Fishes and water samples were collected twice (first and third week) in each month. The specimens collection was performed in 100 m reach of the sampling site during the study period. Fish were collected with the help of local fishermen using different types of nets namely gill nets and cast nets. Fishes brought to the Laboratory were fixed in 10% formalin solution in separate jars according to the area of collection. Photographs were taken in the field prior to preservation. The specimens were identified by referring the book of Day.F. (1865) and also with the help of taxonomists. Classification based on IUCN categorization was also done. From preselected station of the wetland, water samples were collected using a clean 1L- Polyethylene bottle for analysis of water quality parameters in the laboratory. Sampling and measurements were done early the morning. Water temperature and pH was recorded from the field itself and the result is recorded in the field book. Water samples are collected and transported to the laboratory immediately for further analysis. Dissolved oxygen, dissolved carbon dioxide, salinity was analyzed in the laboratory by titration. Temperature was measured by using mercury thermometer, pH measures with pH meter. Oxygen by Winkler's method, Carbon dioxide and salinity were measured by titration method.

IV. RESULTS

A total of 35 species belonging to seven orders were recorded during the sampling period (December 2015- August 2016). The detailed list of species was represented in Table 1. The water quality parameters recorded during the sampling period have been presented in table 2.

Table 1

SL.NO	Scientific name	Conservation status (IUCN)	Potential value
Order : Perciformes			
a.Family : Channidae			
1.	Channa striatus (Bloch, 1793)	LC	FF*
2.	Channagachua (Hamilton 1822)	LC	OT*
3.	Channamarulius (Hamilton, 1822)	LC	FF
b.Family : Cichlidae			
4.	Etroplus maculatus (Bloch, 1795)	LC	FA*
5.	Etroplus suratensis	LC	FF
c. Family : Abassidae			
6.	Parambassis thomassi (Day, 1870)	LC	FF
7.	Parambassis day (Bleeker, 1874)	VU	FA*
d. Family: Anabantidae			
8.	Anabas testudineus (Bloch, 1792)	EN	FA*
e. Family : Nandidae			
9.	Nandus nandus (Hamilton-buchanan, 1822)	LC	FF
Order : Cypriniformes			
f. Family: Cyprinidae			
10.	Esomus barbatus (Hamilton, 1844)	LC	OT*
11.	Puntius parrah (Day, 1865)	VU	FA*
12.	Puntius dorsalis (Jerdon, 1849)	LC	FA*
13.	Puntius filamentosus (Valenciennes, 1844)	LC	FA*
14.	Puntius mahecola (Valenciennes, 1844)	EN	FA*
15.	Pethia vittatus (Day, 1865)	VU	OT
16.	Rasbora daniconia (Hamilton – buehner, 1822)	LC	OR*
17.	Amplypharyngodon meletinus (Valenciennes, 1844)	LC	OR
18.	Barbus sudanensis (Valenciennes, 1842)	LC	OT
19.	Catla catla (Hamilton, 1822)	LC	FF
20.	Labeo rohita (Hamilton, 1822)	LC	FF
21.	Danio malabaricus (Jerdon, 1849)	LC	FA
g. Family : Cobitidae			
22.	Lepidocephalusichthys thermalis (Valenciennes, 1846)	LC	OR*
Order : Cyprinodontiformes			
h. Family: Aplocheilidae			
23.	Aplocheilichthys lineatus (Arnold, 1911)	LC	OR*
Order : Siluriformes			
i. Family : Bagridae			
24.	Mystus armatus (Day, 1865)	LC	FA
25.	Mystus oculatus (Valenciennes, 1840)	LC	FA
26.	Mystus montanus (Jerdon, 1849)	VU	FA
j. Family: Horabagridae			
27.	Horabagrus branchyosoma (Gunther, 1864)	EN	OR
k. Family : Siluridae			
28.	Wallago attu (Snyder, 1801)	LC	FF

29.	Ompakbimaculatus(Bloch, 1794)	LC	FA
l. Family:Clariidae			
30.	Clariasmacrocephalus(Gunther, 1864)	NT	FF
m. Family: Heteropneustidae			
31.	Heteropneustesfossilis(Bloch ,1794)	VU	FA
Order: Beloniformes			
n. Family : Hemiramphidae			
32.	Hyporamphuslimbatus(Valenciennes, 1847)	LC	FA
o. Family : Belonidae			
33.	Xenendodoncancila(Hamilton, 1822)	LC	FA
Order: Anguilliformes			
p. Family : Anguillidae			
34.	Anguilla bengalensis(Grey and Hardwicke, 1844)	NT	FF
Order: Synbranchiformes			
q. Family: Mastacembelidae			
35.	Mastacembelusarmatus(Lacepede, 1800)	LC	FF

LC-Least concern, VU-Vulnerable, NT-Near threatened, EN-Endangered.

FF- Food fish, FA-Food and ornamental, OR-Ornamental, OT-Others

*Larvicidal

Table2: Seasonal variation of water quality parameters of the water in three kole wetlands of Puzhakkal, December 2015-August 2016.

Parameters (units)	Winter season (December-February)	Summer season (March-June)	Rainy season (July-August)
<u>Ponnore(site-1)</u>			
Water temperature (°C)	23.5-26.6	23.8-28.7	22.4-29.5
D.O ₂ (mg/L)	5.21-6.23	5.71-6.02	5.4-5.6
D.CO ₂ (mg/L)	8.22-9.12	7.88-8.94	7.5-8.5
Salinity (ppt)	0.016-0.019	0.012-0.014	0.011-0.013
pH	6.3-6.6	6.0-6.8	6.2-6.5
<u>Mullur(site-2)</u>			
Water temperature(°C)	22.9-25.6	27.8-28.9	25.5-29.3
D.O ₂ (mg/L)	6.32-6.43	5.81-6.21	5.6-5.9
D.CO ₂ (mg/L)	8.22-9.12	7.88-8.94	7.5-8.5
Salinity (ppt)	0.016-0.019	0.012-0.014	0.011-0.013
pH	6.3-6.6	6.0-6.8	6.2-6.5
<u>Mullur(site-2)</u>			
Water temperature (°C)	22.9-25.6	27.8-28.9	25.5-29.3
D.O ₂ (mg/L)	6.32-6.43	5.81-6.21	5.6-5.9

D.CO ₂ (mg/L)	7.42–8.16	6.98–7.33	6.9-7.45
Salinity (ppt)	0.014-0.018	0.015-0.016	0.011-0.019
pH	6.6-7.1	7.2-7.1	6.8-6.9
<u>Adatt(site.3)</u>			
Water temperature (°C)	20.6-23.9	27.3-27.1	24.5-28.7
D.O(mg/L)	5.88-6.93	5.01-6.82	5.4-5.90
D.CO ₂ (mg/L)	8.42–9.52	8.48–8.91	6.9-7.8.9
Salinity (ppt)	0.017-0.019	0.014-0.016	0.015-0.019
pH	6.7-7.4	6.6-7.8	6.8-7.7

Table 3: Order wise composition of the fish community of kole wetlands of Puzhakkal.

Sl. Number	Taxa	Number of species	Percentage (%)
1	Order: Cypriniformes	13	37.14
2	Order: Perciformes	9	25.73
3	Order: Siluriformes	8	22.85
4	Order: Beloniformes	2	5.71
5	Order: Cyprinodontiformes	1	2.82
6	Order: Synbranchiformes	1	2.85
7	Order: Anguilliformes	1	2.85
Total		35	

Table 4: Composition of the fish community by family.

Sl. number	Taxa/families	Number of Species	Percentage (%)
1	Family: Cyprinidae	12	34
2	Family: Ambassidae	2	6
3	Family: Cichlidae	2	6
4	Family: Hemiramphidae	1	3
5	Family: Anabantidae	1	3
6	Family: Belonidae	1	3
7	Family: Siluridae	2	6
8	Family: Clariidae	1	3
9	Family: Heteropneustidae	1	3
10	Family: Bagridae	3	9
11	Family: Cobitidae	1	3
12	Family: Channidae	3	9
13	Family: Nandidae	1	3

14	Family: Mastacembelidae	1	3
15	Family: Anguillidae	1	3
16	Family: Aplocheilidae	1	3
17	Family: Horabagridae	1	3
Total		35	

Diagram 1, Showing Order wise species percentage of kole wetlands of Puzhakkal.

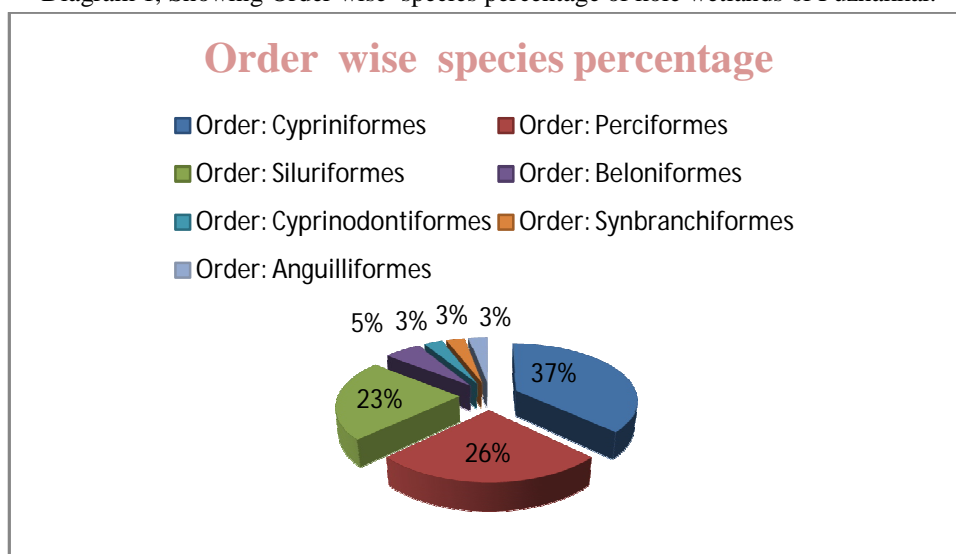


Diagram 2, Showing the status of fish species of kole wetlands of Puzhakkal.


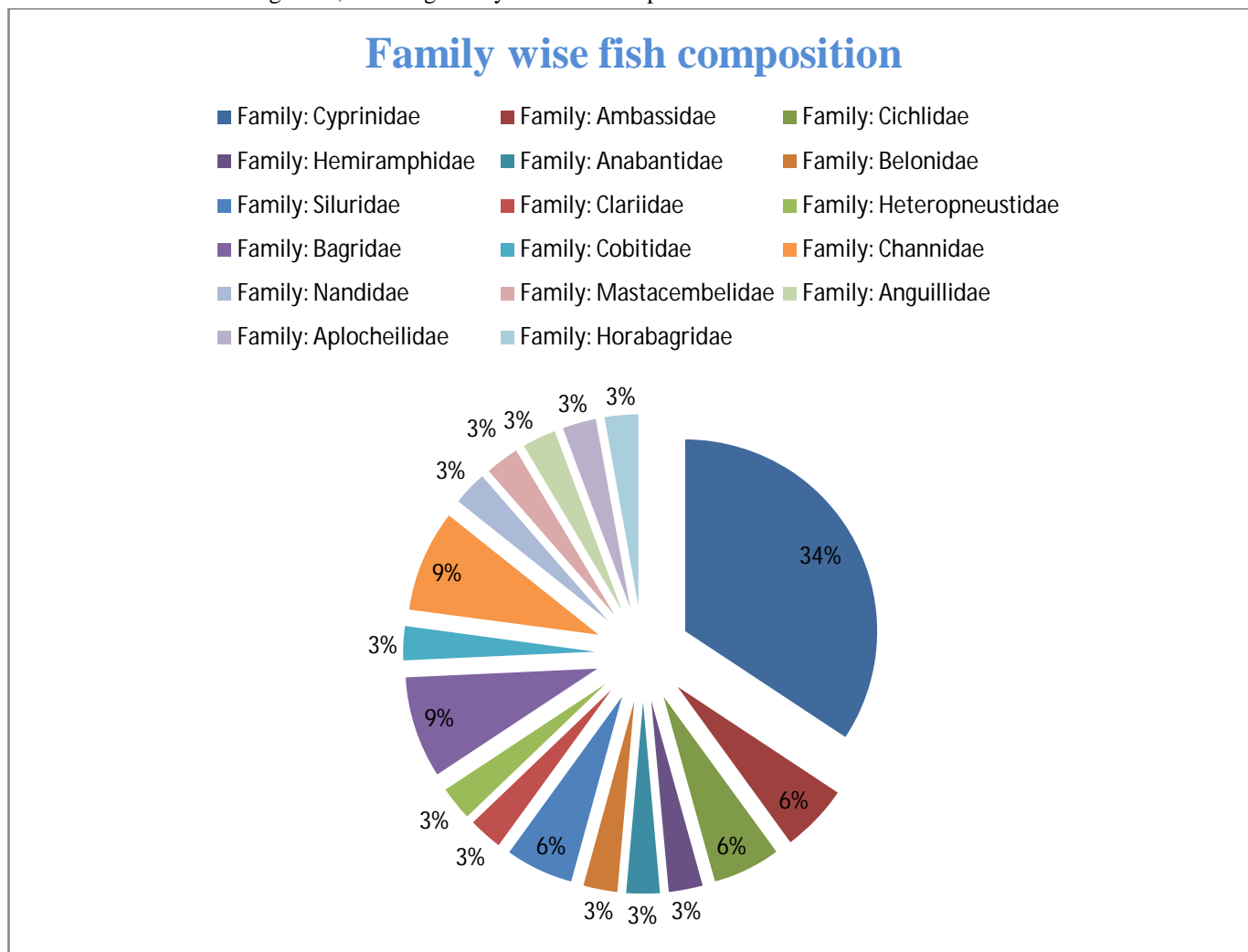


Diagram 3, Showing family wise fish composition of kole wetlands of Puzhakkal.



V. DISCUSSION

Fish assemblage are indicators of status of ecosystem, they are appropriate indicators of trends in aquatic biodiversity as their enormous variety reflects a wide range of environmental conditions with a major impact on the distribution and abundance of other organisms in waters they inhabit. The present study results indicated that the fish diversity of kole wetlands of Puzhakkal is diverse and some rare and endangered species have been recorded as well. This can be attributed to the presence of favourable habitat found in the area.

In the present study, 35 species of fishes belonging to 7 orders and 17 families were recorded from three kole wetlands (Ponnore, Mullur and Adatt) of Puzhakkal during the period, December 2015 to August 2016. The most dominant order was group Cypriniformes. This order was represented by 2 families consisting of 12 species followed by order Perciformes with 9 species contributed with 5 families and Siluriformes consisting of 8 species with 5 families. Also recorded the order Beloniformes (2 species) with 2 families and orders Anguilliformes, Cyprinodontiformes and Synbranchiformes represented by single species. Unexpectedly we have recorded a very rarely present and vanishing species *Clarias macrocephalus* from the Ponnore kole. Catfishes have been reported as vanishing from the waters of Kerala. Out of 35 species reported, 25 species are found to be Least concerned category (IUCN). Some species such as *Anabas testudineus*, *Horabagrus branchysoma* and *Puntius mahacola* were found to be endangered and 5 species of vulnerable were recorded. The *Pethia vittatus*, *Puntius parrah*, *Parambassis day*, *Heteropneustes fossilis* and *Mystus montanus* are the vulnerable species got recorded. The *Anguilla bengalensis* and *Clarias macrocephalus* are the Near Threatened species reported in this study. The status of some species contributing the fish diversity of the study area indicated that they faced a very high risk of extinction, but the area inhabited by such species, is the essential conservation part of a ecosystem

which imparts the survival of threatened species as well. Nowadays Puzhakkalkolewetlands highly faces the habitat modifications and other anthropogenic activities.

The water quality parameters have observed in the three kole wetlands of Puzhakkalis found to be suitable for fish diversity. The temperature of kole wetlands increase with December to April and decreases from June. The pH of kole wetlands vary slightly and found slight acidic in nature. Dissolved oxygen reduced in the winter due to receding water level with increase in water planktons and weeds of the kole wetlands. High value of dissolved carbon-dioxide was reported in the monsoon due to higher decomposition of organic matter and de-oxygenation. Based on the potential value of collected fishes, 11 species have recorded as common "Food fish", 15 species are "Food and ornamental" valued and 5 species include in "Ornamental" valued, remaining 4 species contribute to "Others" category. Also some species were reported with its larvicidal activity (13 species) together with their potential value. The reoccurrence of the fish by the natural replenishment of stock after two decades epidemic of whose severe victims were the bottom living fish Channids, Heteropneustids and Clarids. *Heteropneustes fossilis* was also reported as absent in the watershed of the river according to Thomas (2004) but the recent presence of the fish from the various sites supports the proposition.

VI. CONCLUSION

The present short time investigation reveals that kole wetlands of Puzhakkal harbours the 35 species of fishes caught from the three sites is rich and diverse. A vanishing species *Clarias macrocephalus* obtained from this study supports the necessity of the conservation of this particular kole wetland ecosystem. Today kole wetlands of Puzhakkal ceases by the civilisation and various modification. Puzhakkal is also famous for urbanisation and development of buildings, malls, etc. This anthropogenic activities on kole wetlands of Puzhakkal leads to the massive destruction of the highly productive, diversity rich treasures of Kerala.

VII. ACKNOWLEDGEMENT

The authors are thankful to the Principal and Head Department of Zoology, Vimala College, Thrissur for giving permission to conduct the basic survey work and using the laboratory. Also my sincere thanks to Mr. Ashokankunnathully and Dr. Shaji.C.P for giving valuable help during this study.

REFERENCES

- [1] Akomeah, P. A., Ekhatior, O. and Udoka, C. 2010. Dry season phytoplankton composition of Ibiekuma dam, Ekpoma, Edo State. *Ethiop. J. Environ. Studies and Management*, 3(3): 36- 40.
- [2] Ali, S.S., 1999. *Freshwater Fishery Biology*. 1st Ed. pp: 108 14. Naseem Book Depot, Hyderabad, Pakistan
- [3] APHA. "Standard methods for the examination of water and waste water". American Public Health Association. 21st ed. Washington D C, 2005, pp9-48
- [4] Aristotle (c. mid 4th century bc) *History of Animals (Historia animalium)* trans. A.L. Peck, Loeb Classical Library, Cambridge, MA: Harvard University Press and London: Heinemann, 1965-91, 3 vols. (Collection of observations on different kinds of animals and their behaviour, providing a basis for Aristotle's biological explanations.)
- [5] Arun, L. K., Shaji, C. P. and Easa, P. S. 1996. Record of new fishes from Periyar Tiger Reserve. *J. Bombay Nat. Hist. Soc.*, 93(1): 103.
- [6] Ayyappa, S. and Gupta, T.R.C. 1991. Limnology of Ramasamudra tank. *Hydrography. Mysore. J. Agricult. Sci.*, 15: 305-312.
- [7] Beadle, L.C., 1981. *The Inland waters of Tropical Africa: an Introduction to tropical limnology*. Second Edition, Longman Inc, New York
- [8] Bhat, A. (2003). Diversity and composition of freshwater fishes in the river systems of Central Western Ghats, India. *Environmental Biology of Fishes* 68: 25-38.
- [9] Bhat, A. 2002. A study of the diversity and ecology of the freshwater fishes of four river system of Uttara Kannada district, Karnataka, India. Ph.D., Thesis, Centre for Ecological Sciences, Indian Institute of Sciences, Bangalore
- [10] Blaber, S.J.M., and Blaber, T.G., 1980. Factors affecting the distribution of juvenile estuarine and inshore fish. *Journal of Fish Biology* 17, 143 162
- [11] Blyth 1858. Fishes from Pegu, Calcutta and elsewhere. *Proc. Asiatic Society of Bengal*. p. 281-290.
- [12] Blyth, E. 1860. Report on some fishes received chiefly from the Sittang river and its tributary streams, Tenasserim Provinces. *J. Asiat. Soc. Bengal*, 29(2): 138-174.
- [13] Boyd, C.E., 1998. *Water Quality for Pond Aquaculture*. Research and development Series No43. ICAAE. Auburn University, USA
- [14] Chapman D.E., 1996. *Water quality assessment. A guide to the use of biota sediments and water in environmental monitoring*. 2nd edition Chapman and Hall, London, UK
- [15] Das, B. and Sharma, S., 2012. Ichthyofaunal diversity of river Jamuna, Karbi Anglong, Assam, India. *The Clarion*, 1(1), 65-69.
- [16] Das, J. and Acharya, B.C., 2003. "Hydrology and Assessment of Lotic Water Quality in Cuttack City, India," *Water, Air and Soil Pollution*, Vol. 150, pp. 163-175 doi:10.1023/A:1026193514875
- [17] Datta Munshi, J. and Dutta Munshi, J.S., 1995. *Fundamentals of fresh water biology*. Delhi: Narendra Publishing House.
- [18] Day, F. 1865. *The Fishes of Malabar*. Bernard Quaritch, London. 293 pp.
- [19] Devi, P.T.H., Durai, A.A., Singh, A.T.H., Gupta, S., Mitra, J., Pattanayak, Sarma, B.K. and Das, A. 2008. Preliminary studies on physical and nutritional qualities of some indigenous and important rice cultivars of north-eastern hill region of India. *Journal of Food Quality*, 31 (6): 686-700.
- [20] Dr. John Thomas K, Dr. Sreekumar S (2004). *Dr. Jaya Cherian Muriyad wetland: Ecological changes and human consequences*. Project report submitted to Kerala research programme on local development, center for developmental studies, Thiruvananthapuram. Pg. 23-35.
- [21] Easa, P. S. and Shaji, C. P. 1996. Freshwater fishes of Pambar river, Chinnar Wildlife Sanctuary, Kerala. *J. Bombay Nat. Hist. Soc.*, 93(2): 304-306.

- [22] Garg, R.K., Rao, R.J., Uchchariya, D., Shukla, G. and Saksena, D.N. 2010. Seasonal variations in water quality and major threats to Ramsagar reservoir, India. *African J. Environ. Sci. and Tech.*, 4 (2): 61-76.
- [23] Gaston, K. J., 2000. Global patterns in biodiversity. *Nature*, 405:220-227
- [24] Gopi, K. C. 2001. Garraperiyarensis - a new cyprinid fish from Periyar Tiger Reserve, Kerala, India. *J. Bombay Nat. Hist. Soc.*, 98 (1) 182-83.
- [25] Gunther, A. 1864. Catalogue of Fishes in the British Museum, London. 5, 36.
- [26] Gunther, A. 1868. Catalogue of the fishes in the British Museum, VII, pp.340-343
- [27] Hamilton-Buchanan, F. (1822). *An Account of the Fishes of River Ganges and its Branches*. George Ramsay and Co, London, vii+405pp, 39 pls
- [28] Herre, A. W. C. T. 1942. Glyptothoraxhousei, a new Sisorid catfish from South India. *Stansfordlchth. Bull.*, 2(4): 1 17-118.
- [29] Hora, S. L. 1942. A list of fishes of the Mysore state and of the neighboring hill ranges of the Nilgiris, Wyand and Coorg. *Rec Indian Mus.* 44 (2): 193-200.
- [30] Ibrahim, B.U., Auta, J. and Balogun, J.K. 2009. An assessment of the physicochemical parameters of Kontagora reservoir, Niger state, Nigeria. *Bayero Journal of Pure and Applied Sciences*, 2 (1): 64-69.
- [31] Irigolen, X., Huisman, J. and Harris, R. P., 2004. Global biodiversity patterns of marine phytoplankton and zooplankton. *Nature*, 429:863-866.
- [32] Jain, S.M., Sharma, M. and Thakur, R. 1996. Seasonal variations in physicochemical parameters of Halali reservoir of Vidisha district, India. *J.Ecobiol.*, 8:181-188
- [33] Janjua, M.Y., Ahmad, T. and Akhtar, N. 2009. Limnology and trophic status of Shahpur dam reservoir, Pakistan. *Journal of Animal and Plant Sciences*, 19 (4): 224-273.
- [34] Jeffries, M. and Mills, D., 1990. *Freshwater Ecology. Principles and Applications*. pp:335 -337. Belhaven Press, London and New York
- [35] Jerdon, T. C. 1849. On the fresh water fishes of South India, Madras. *J. Lit. Sci.*, 15: 302-346.
- [36] Johnsingh, A.J.T. 2001. The Kalakad-Mundanthurai Tiger Reserve: a global heritage of biological diversity. *Curr. Sci.*, 80: 378-388.
- [37] Krishnakumar, K., A. Ali, B. Pereira & R. Raghavan (2011). Unregulated aquaculture and invasive alien species: a case study of the African Catfish *Clarias gariepinus* in Vembanad Lake (Ramsar Wetland), Kerala, India. *Journal of Threatened Taxa* 3(5): 1737-1744.
- [38] Matthews, K.R., 1990. An experimental study of the habitat preferences and movement patterns of Copper, quillback, and brown rockfish (*Sebastes* spp.). *Environmental Biology Fishes* 29:161-178
- [39] McClelland, J. 1839. Indian Cyprinidae. *Asiatic Researches*. Vol.19, Part II. Pp.167
- [40] Menon, A. G. K. and Jacob, P. C. 1996. *Crossocheilus periyarensis*, a new cyprinid fish from Thannikudy (Thekkady), Kerala, India. *J. Bombay Nat. Hist. Soc.*, 93: 62-64.
- [41] Murthuzasab, M.R., Rajashekhar M., Vijaykumar K. and Haliked N.S. 2010. Seasonal variation in physico-chemical parameters of Hirahalla reservoir, Koppal district, Karnataka. *Int. J. Systems Biol.*, 2 (2):16-20.
- [42] Murugavel, P. and Pandian, T.J. 2000. Effect of altitude on hydrology, productivity and species richness in Kodayar - A tropical peninsular Indian aquatic system. *Hydrobiologia*, 430 (1-3): 33-57.
- [43] Mushahida-Al-Noor, S., and Kamruzzaman, Sk., 2013. Spatial and Temporal Variations in Physical and Chemical Parameters in Water of Rupsha River and Relationship with Edaphic Factors in Khulna South Western Bangladesh. *International Journal of Science and Research (IJSR)*, 460 – 467
- [44] Mustapha, M.K. and Omotosho, J.S. 2006. Hydrobiological studies of Moro lake, Ilorin, Nigeria. *J. Pure and Appl. Sci.*, 21: 1948-1954
- [45] Remadevi, K. and Indra, T. J. 1986. Fishes of Silent Valley. *Rec. Zool. India*, 84: 243-257.
- [46] Sangpal, R.R., Kulkarni, U.D. and Nandurkar, Y.M. 2011. An assessment of the physico-chemical properties to study the pollution potential of Ujjani reservoir, Solapur district, India. *J. Agricult. and Biol. Sci.*, 6 (3): 34-38.
- [47] Shaji, C. P. and Easa, P. S. 1995a. Extension of range of *Danio* (Brachydanio) rerio Hamilton- Buchanan. *J. Bombay Nat. Hist. Soc.*, 92(2): 274.
- [48] Shaji, C. P. and Easa, P. S. 1995c. *Homalopteramenoni* - A new Homalopterid (Pisces: Homalopteridae) from Kerala. *J. Bombay Nat. Hist. Soc.*, 92(3): 395-397.
- [49] Silas, E. G. 1951. On a collection of fish from the Anamalai and Nelliampathi hill ranges (Western Ghats) with notes on its zoogeographical significances. *J. Bombay Nat. Hist. Soc.*, 49: 670-681.
- [50] Srivastava, N., Harit, G. and Srivastava, R. 2009. A study of physico-chemical of lakes around Jaipur, India. *J. Environ. Biol.*, 30 (5):889-894
- [51] Suter, M.J. 1944. New records of fish from Poona. *J. Bombay Nat. Hist. Soc.*, 44:408-414.
- [52] Tilak, R. 1987. The Fauna of India and adjacent countries (Pisces: Teleostomi): Subfamily Schizothoracinae. *Calcutta*. X +229pp.
- [53] Yadav, B.E. 2000a. A checklist of the endemic and the threatened species of the Western Ghats. *Records of Zoological Survey of India*, 98: 39-43
- [54] Yazdani, G.M. and Yadav, B.E. 1995. Extension of range of distribution of the Gangetic gray mullet in India. *Geobios New Reports*, 14:167-168
- [55] Zacharias, V. J., Bhardwaj, A. K. and Jacob, P. C. 1996. Fish fauna of Periyar Tiger Reserve. *J. Bombay Nat. Hist. Soc.*, 93: 38-43.



10.22214/IJRASET



45.98



IMPACT FACTOR:
7.129



IMPACT FACTOR:
7.429



INTERNATIONAL JOURNAL FOR RESEARCH

IN APPLIED SCIENCE & ENGINEERING TECHNOLOGY

Call : 08813907089  (24*7 Support on Whatsapp)