



iJRASET

International Journal For Research in
Applied Science and Engineering Technology



INTERNATIONAL JOURNAL FOR RESEARCH

IN APPLIED SCIENCE & ENGINEERING TECHNOLOGY

Volume: 6 Issue: IV Month of publication: April 2018

DOI: <http://doi.org/10.22214/ijraset.2018.4083>

www.ijraset.com

Call: ☎ 08813907089

E-mail ID: ijraset@gmail.com

Adsorption Efficiency of Phosphoric Acid Activated Gulmohar (*Delonix regia*) Fruit Shell Charcoal using Methylene Blue

M. Chandrakala¹, Anima Upadhyay²

¹Research Scholar, Research and Development Centre, Bharathiar University, Coimbatore, Tamil Nadu, India.

²Assistant Professor, Department of Chemistry, Sir MVIT, Bangalore, Karnataka, India.

Abstract: Adsorption studies on activated charcoal prepared from Gulmohar fruit shell for the removal of methylene blue from its aqueous solution was performed. The effects of various parameters such as Contact time, Volume of dye solution, adsorbent dosage and pH on adsorption were studied to find out the efficiency of activation of the charcoal.

Key words: Gulmohar fruit shell, Activated charcoal, Methylene blue, Adsorption efficiency,

I. INTRODUCTION

Methylene blue is an important dye which is used in many industries for colouring and dying purposes and its concentration in effluents is usually more than the tolerance limit (1mg/L). This poses serious environmental problems causing water pollution. This leads to damage the surrounding flora and fauna.

Therefore, it has to be removed from effluents but its removal has remained a challenge for availability of cost effective techniques. Activated Charcoal (AC) is one of the potential substances that can be employed for this purpose based on its adsorption capacity. Use of AC requires highly activated surface of the substrate to bring about maximum adsorption.

Many studies are reported in the literature [1-19] using ACs prepared from expensive agro-waste materials as precursors. In the present study AC prepared from Gulmohar fruit shell using non-toxic activating agent (H_3PO_4) as earlier reported by the authors [20] was used to study its efficiency. This AC was employed for the removal of MB from its aqueous solutions. The various parameters such as volume of dye solution, contact time, pH and adsorbent dosage were studied to investigate the adsorption efficiency of AC.

II. MATERIALS AND METHODS

A. Preparation of methylene blue solution

Methylene blue (MB) AR grade was used to prepare the stock solution. The stock solution was prepared by dissolving 0.2g MB in distilled water. The experimental solutions were prepared by diluting the stock solution.

B. Selection of Activated charcoal activated by phosphoric acid

For adsorption studies of MB on activated charcoal, AC was prepared using phosphoric acid as activating agent in the concentration range of 5-20%. The precursors were soaked at these concentrations for six hours. The activated samples were then dried and carbonized at temperatures ranging from 300-450°C.

C. Adsorption studies of MB on activated charcoal

Adsorption of methylene blue (MB) on activated charcoal was studied in detail taking consideration of several important parameters such as effect of contact time, pH, adsorbent dosage, effect of volume of dye solution. The percentage removal of MB from the solution was measured using absorbance measurements performed at 680nm.

D. Effect of contact time

To study the effect of contact time 100 ml of MB solution was taken in a conical flask. To this 0.1 g activated charcoal was added and the solution was stirred constantly using magnetic stirrer. An aliquot of MB solution was withdrawn at a time interval of 10 minutes. The intensity of decrease in colour of dye solution showed the amount of dye adsorbed by the AC.

E. Effect of pH

pH plays an important role in the adsorption hence it was studied in the range of 2.0 - 11.3. The volume of the MB solution was kept 50 ml, an amount of 0.1g of AC was added to it, keeping the contact time of ten minutes, the pH of MB solution was adjusted in the range of 2.0 - 11.3 by adding dilute hydrochloric acid and sodium hydroxide respectively.

F. Effect of adsorbent dosage

To study the effect of adsorbent dosage on MB adsorption, different amounts of adsorbent (AC) in the range of 0.1 g to 0.25 g was added to 100 ml of MB solution keeping the contact time of 10 minutes.

G. Effect of volume of dye (MB) solution

Effect of dye volume was studied by adding 0.1g of AC to different dye volumes 25- 100 ml range for a contact time of ten minutes. The reduction in colour of different solutions at different volumes was estimated by measuring absorbance at 680nm and computing from the calibration curves.

III. RESULTS AND DISCUSSIONS

A. Selection of AC for adsorption studies of MB

The AC prepared using phosphoric acid in the concentration range 5-20% at carbonization temperature 300-450°C was subjected to adsorption for MB. The results obtained after adsorption studies suggested that 20% concentration of activating agent carbonized at 450°C gave best adsorption results (Fig 1). Thus it was selected for the study of other parameters.

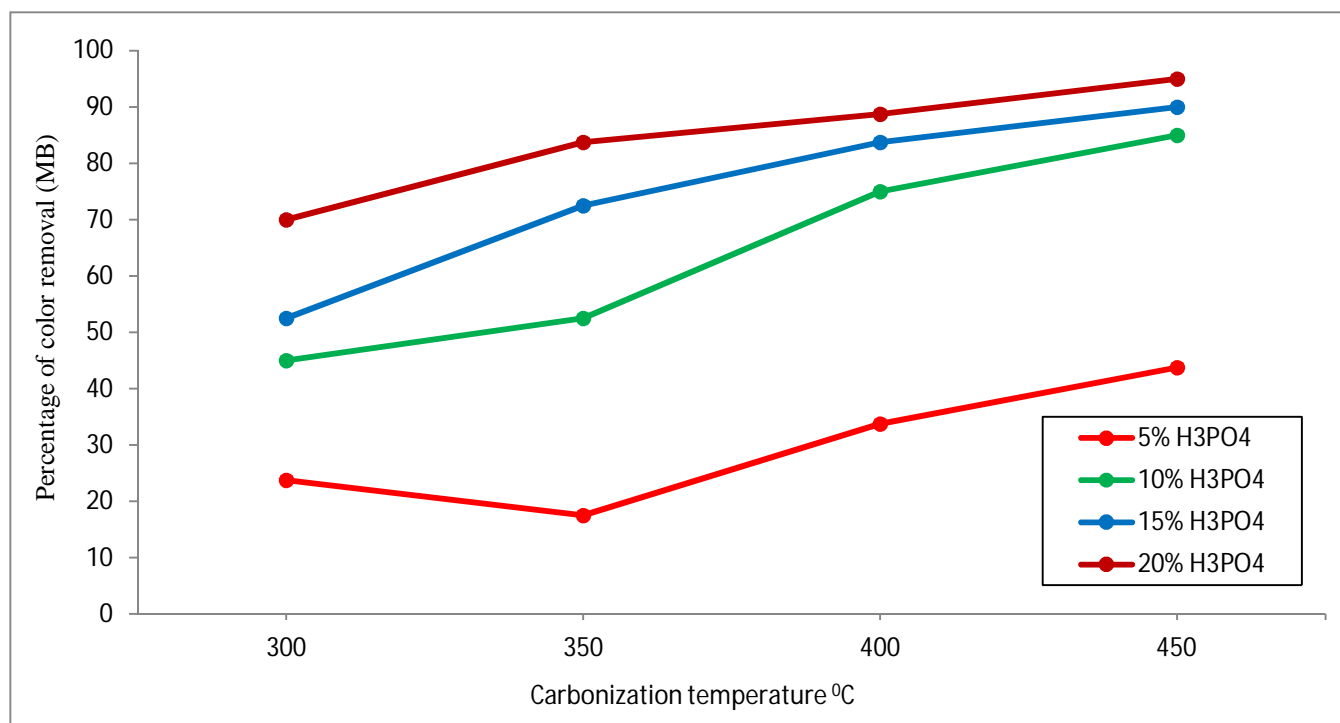


Fig 1: Concentration of activating agent and Carbonization temperature on the adsorption of MB

B. Effect of contact time

The effect of contact time on the adsorption of methylene blue dye is shown in (Fig 2). The percentage colour removal of dye increases with the lapse of time. The slope in the graph suggests rapid initial adsorption which slowed down and became a gradual increase with the rise in contact time. The adsorption continued to around 90 minutes beyond which it became almost constant. This phenomenon of slowing down can be explained that during adsorption of dyes on AC, initially the dye molecules reach the boundary of the AC, where they diffuse into the adsorbent and finally reaches into the interior of the pores of the adsorbent. Since, this is a long process hence it requires relatively longer contact time [21]

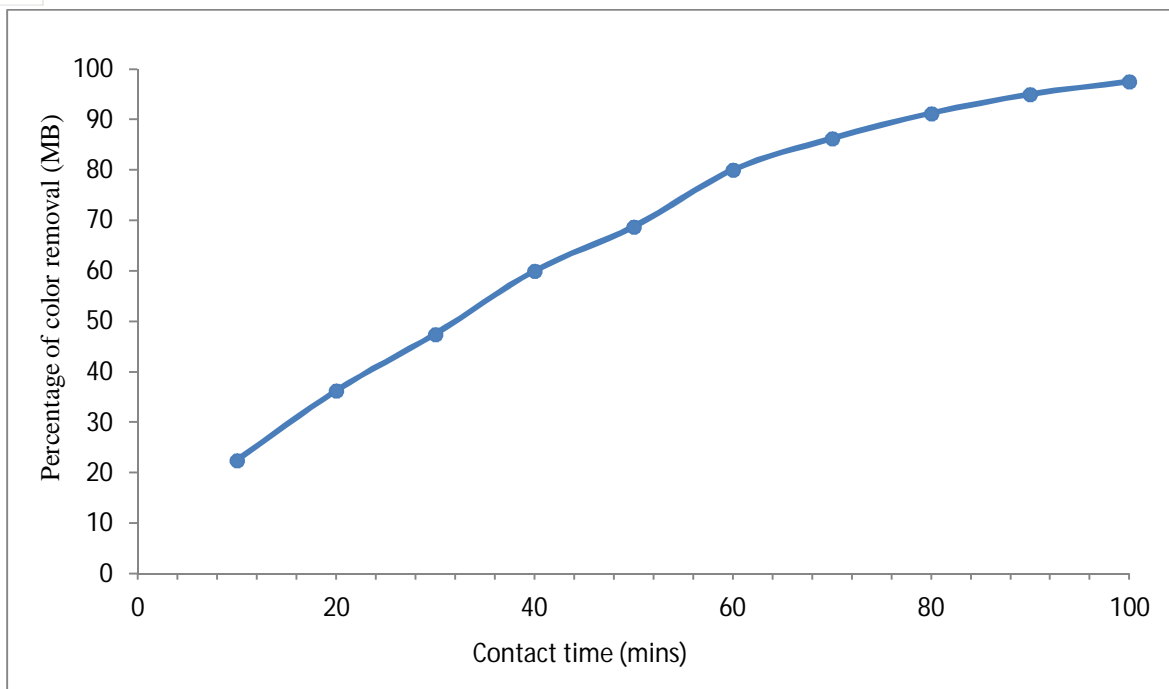


Fig 2: Effect of contact time on adsorption.

C. Effect of volume of dye (MB) solution

The effect of volume of MB solution on adsorption on 0.1g AC is shown in (Fig 3). The study shows that the percentage removal of dye decreased with increasing dye volume.

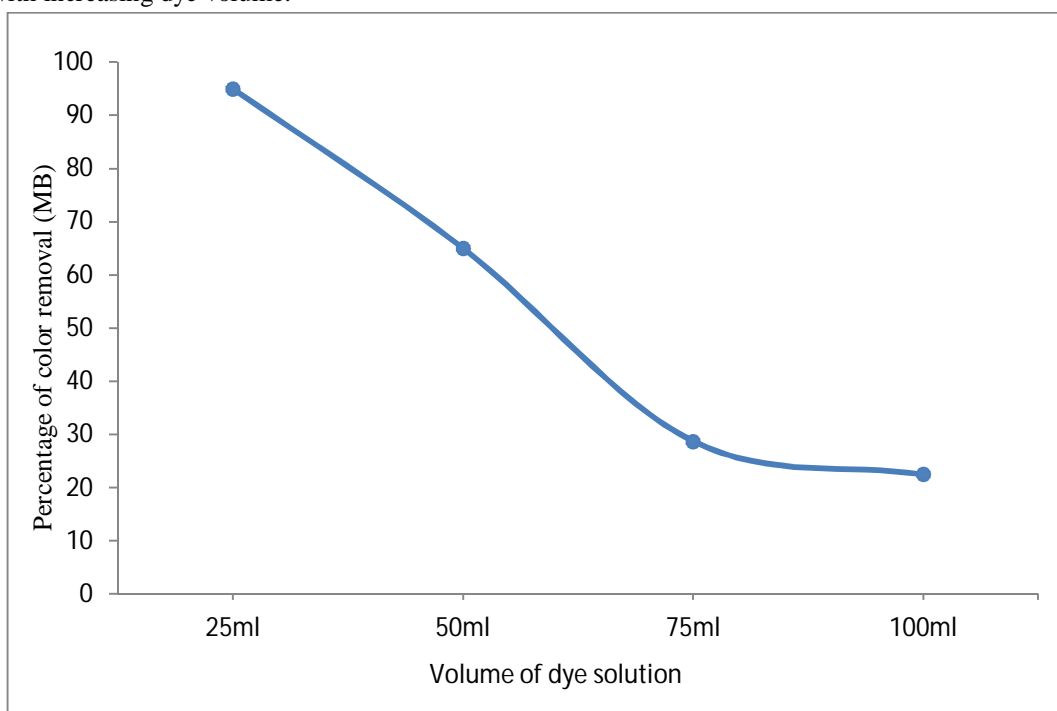


Fig 3: Effect of MB volume on adsorption

D. Effect of pH

The effect of pH on adsorption of MB is shown in the (Fig 4). The adsorption increases with increase in pH of the solution. Maximum adsorption is in the pH range of 6.5 to 8.5. Further increase in the pH leads to decrease in adsorption.

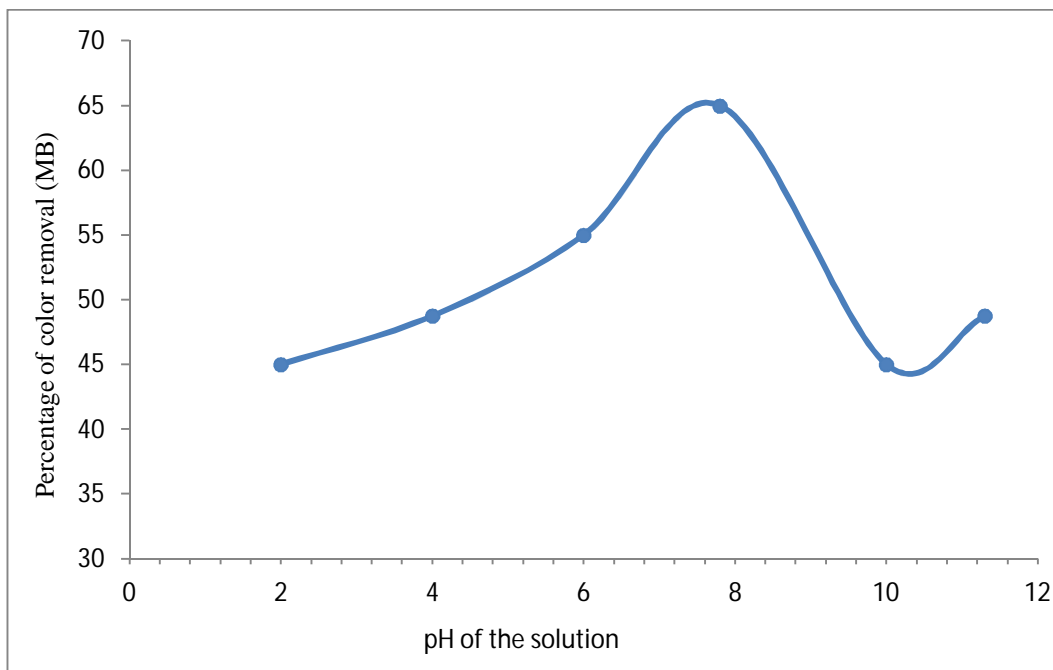


Fig 4: Effect of pH on adsorption

E. Effect of adsorbent dosage

For a 100 ml MB solution, the adsorption increased with increase in the AC dosage as shown in the Fig 5. With the increase in the dosage 0.1g to 0.25g adsorption of the dye also increased.

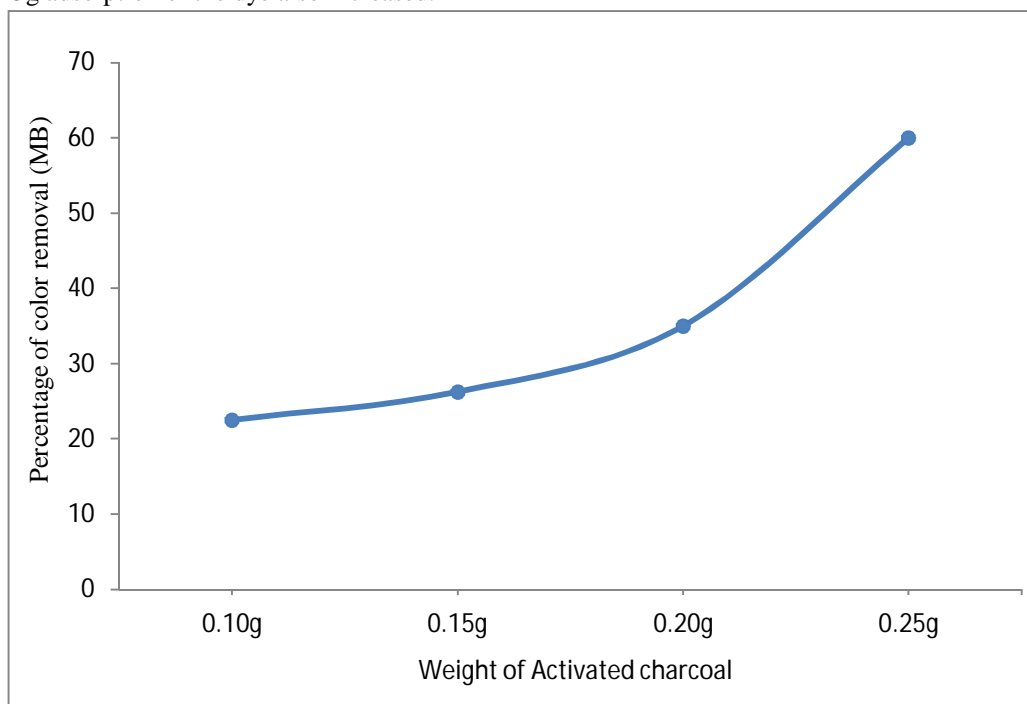


Fig 5: Effect of adsorbent dosage on adsorption

IV. CONCLUSION

The phosphoric acid activated Gulmohar fruit shell charcoal prepared by authors was tested and found to be remarkably superior in this adsorption studies. The most effective pH range for the removal of MB is the same as the pH of potable water (6.5-7.5) and the pH of AC. Therefore, it does not require adjusting the pH by chemical addition for removal of MB. The AC was found to be

remarkably time effective also as it removes most of (95%) MB in only ten minutes thus it has the potential to remove any dye in a short duration. Contact time of only ten minutes was found suitable for the removal of almost 95% dye using just 0.1 g of the AC from a 25 ml dye solution. However, same quantity of AC removed more than 65% of colour when volume is doubled. With an increase in contact time the decolourization increases with the same dosage of AC (0.1g). Most importantly the AC produced with phosphoric acid is nontoxic and this can be employed for adsorption of colours and pigments from potable water.

V. ACKNOWLEDGEMENT

Authors are thankful to the Research and Development Center, Bharathiar University, Coimbatore, TN.

REFERENCES

- [1] Yamin Yasin, Mohd Zobir Hussein and Faujan Hj Ahmad. "ADSORPTION OF METHYLENE BLUE ONTO TREATED ACTIVATED CARBON". The Malaysian Journal of Analytical Sciences, vol. 11, pp. 400 – 406, 2007.
- [2] D. B. Jirekar, Arif Ali Pathan and Mazahar Farooqui. "Adsorption Studies of Methylene Blue Dye from Aqueous Solution onto Phaseolus aureus Biomaterials". Orient. J. Chem., vol. 30, pp.1263-1269, 2014.
- [3] Adegboyega Surajudeen Olawale, Olusegun Ayoola Ajayi, Michael Sunday Olakunle, Mku Thaddeus Ityokumbul and Sam Sunday Adefila. "Preparation of phosphoric acid activated carbons from Canarium Schweinfurthii Nutshell and its role in methylene blue adsorption". J. Chem. Eng. Mater. Sci., vol. 6, pp. 9 – 14, 2015.
- [4] Muhammed Kamil Öden1 and Celalettin Özdem R. "Removal of Methylene Blue Dye From Aqueous Solution Using Natural Boron Ore And Leach Waste Material: Adsorption Optimization Criteria". Int.J.Curr.Res.Aca.Rev. pp. 66 – 71, 2014.
- [5] Bellir Karima, Bencheikh Lehocine Mossab, Meniai A-Hassen. "Removal of Methylene Blue from aqueous solutions using an Acid Activated Algerian Bentonite: Equilibrium and Kinetic Studies". International Renewable Energy Congress, vol. 5-7, 2010.
- [6] Yuh-Shan Ho, R. Malarvizhi, and N. Sulochana. "Equilibrium Isotherm Studies of Methylene Blue Adsorption onto Activated Carbon Prepared from Delonix regia Pods". Journal of Environmental Protection Science, vol. 3, pp. 111 – 116, 2009.
- [7] K. Ramesh, A.Rajappa and V. Nandhakumar. "IR, XRD AND SEM STUDIES ON THE ADSORPTION OF METHYLENE BLUE DYE ONTO MICROWAVE ASSISTED ZnCl₂ ACTIVATED CARBON PREPARED FROM Delonix regia PODS". Int.J.Curr.Res.Chem.Pharma.Sci., vol.1, pp. 15-19, 2014.
- [8] G.A. Rajalekshmi, T.S.A. Mrithaa, S.A. Viji Chandran and M.A. Pandimadevi. "PREPARATION AND CHARACTERISATION OF ACTIVATED CARBON FROM DELONIX REGIA SEEDS FOR THE REMOVAL OF METHYLENE BLUE DYE". Jr. of Industrial Pollution Control, vol. 32, pp 572-579, 2016.
- [9] Emad N.El QadaStephen J.AllenGavin and M.Walker. "Adsorption of Methylene Blue onto activated carbon produced from steam activated bituminous coal: A study of equilibrium adsorption isotherm". Chemical Engineering Journal Vol. 124, Pp.103-110, 2006.
- [10] Jun-jie Gao, Ye-bo Qin, Tao Zhou, Dong-dong Cao, Ping Xu, Danielle Hochstetter, and Yue-fei Wang. "Adsorption of methylene blue onto activated carbon produced from tea (Camellia sinensis L.) seed shells: kinetics, equilibrium, and thermodynamics studies" J Zhejiang Univ Sci B. vol.14, pp.650–658, 2013.
- [11] Ünal Geçgel, Gülce Özcan, and Gizem Çağla Gürpınar. "Removal of Methylene Blue from Aqueous Solution by Activated Carbon Prepared from Pea Shells (Pisum sativum)". Journal of Chemistry, pp.1- 9, 2013.
- [12] Olugbenga Solomon Bello, Idowu Abideen Adeogun, John Chijioke Ajaelu and Ezekiel Oluwaseun Fehintola. "Adsorption of methylene blue onto activated carbon derived from periwinkle shells: kinetics and equilibrium studies". Chemistry and Ecology, vol.24, pp. 285-295, 2008.
- [13] Ali H. Jawad, Ramlah Abd Rashid, Mohd Azlan Mohd Ishak and Lee D. Wilson. "Adsorption of methylene blue onto activated carbon developed from biomass waste by H₂SO₄ activation: kinetic, equilibrium and thermodynamic studies", Desalination and Water Treatment, vol.57, pp. 25194-25206, 2016.
- [14] Gürses, A., Doğar, C., Açıkyıldız, M., Özkan, E. and Bayrak, R. "EFFECT OF TEMPERATURE FOR THE ADSORPTION OF METHYLENE BLUE ONTO ACTIVATED CARBON PRODUCED FROM WASTE DOGROSE SEEDS". Acta Hort. Vol. 690, pp. 277-284, 2005.
- [15] S Arivoli , M. Hema , S Parthasarathy and N Manju. "Adsorption dynamics of methylene blue by acid activated carbon". J. Chem. Pharm. Res., vol. 2, pp. 626-641, 2010.
- [16] M.T. Amina,b,, A.A. Alazbaa and M. Shafiq. "Effective adsorption of methylene blue dye using activated carbon developed from the rosemary plant: isotherms and kinetic studies". Desalination and Water Treatment, vol. 74, pp. 336–345, 2017.
- [17] Turgay Tay, Murat Erdem, Burak Ceylan and Selhan Karagöz. "ADSORPTION OF METHYLENE BLUE FROM AQUEOUS SOLUTION ON ACTIVATED CARBON PRODUCED FROM SOYBEAN OIL CAKE BY KOH ACTIVATION". Bioresources, vol.7, pp. 3175-3187, 2012
- [18] El-Wakil AM, Abou El-Maaty WM and Ahmed Abd Al-Ridha Oudah. "Methylene Blue Dye Removal from Aqueous Solution Using Several Solid Stationary Phases Prepared from Papyrus Plant". Journal of Analytical & Bio analytical Techniques, S13, pp.1-7, 2015.
- [19] Casmir E. Gimba and Odiok Ochoi, Peter A. "Egwaikhide, Turoti Muiyiwa, and Emmanuel E. Akporhonor. New raw material for activated carbon. I. Methylene blue adsorption on activated carbon prepared from Khaya senegalensis fruits". Cien. Inv. Agr. Vol.36, pp.107-114. 2009.
- [20] M. Chandrakala and Anima Upadhyay. "PREPARATION OF NONTOXIC ACTIVATED CHARCOAL FROM GULMOHAR (Delonix regia) SHELL". International Journal of Science, Environment and Technology, Vol. 7, 2018.
- [21] Senthilkumar, S., Varadarajan, P.R., Porkodi, K.V and Subbhuraam, C.V. "Adsorption of methylene blue onto jute fiber carbon: kinetics and equilibrium studies". J. Colloid Interf. Sci. vol. 284, pp. 78-82, 2005.



10.22214/IJRASET



45.98



IMPACT FACTOR:
7.129



IMPACT FACTOR:
7.429



INTERNATIONAL JOURNAL FOR RESEARCH

IN APPLIED SCIENCE & ENGINEERING TECHNOLOGY

Call : 08813907089  (24*7 Support on Whatsapp)