



# **iJRASET**

International Journal For Research in  
Applied Science and Engineering Technology



---

# **INTERNATIONAL JOURNAL FOR RESEARCH**

IN APPLIED SCIENCE & ENGINEERING TECHNOLOGY

---

**Volume: 6      Issue: IV      Month of publication: April 2018**

**DOI: <http://doi.org/10.22214/ijraset.2018.4439>**

**[www.ijraset.com](http://www.ijraset.com)**

**Call: ☎ 08813907089**

**E-mail ID: [ijraset@gmail.com](mailto:ijraset@gmail.com)**

# Online Provisional Store

K. Parish Venkata Kumar<sup>1</sup>, K. Anji Reddy<sup>2</sup>, R. Madhu Kanth<sup>3</sup>, G. Jagadeesh<sup>4</sup>

<sup>1</sup>Asst. Professor, Department of Computer Applications, V.R.S.E.C, Vijayawada -7, Andhra Pradesh, India.

<sup>2</sup>Head, Department of Computer Applications, V.R.S.E.C, Vijayawada -7, Andhra Pradesh, India.

<sup>3</sup>Asst. Professor, Department of Computer Applications, V.R.S.E.C, Vijayawada -7, Andhra Pradesh, India.

<sup>4</sup>Student, Department of Computer Applications, VRSEC, Vijayawada -7, Andhra Pradesh, India.

**Abstract:** The main theme of online provisional store mobile application is to provide an android application to the users that user can able to customers looking to launch an application for their respective businesses. This application performs such as selecting an item and adding it to the shopping cart, and user login or registering, checkout of the item, etc. This project allows viewing various products available enables registered users to purchase desired products instantly using can place order by using Cash on Delivery (Pay Later) option.

## I. INTRODUCTION

This paper primarily aims at encouraging students to focus on developing applications that not only can they use but also can help the society in general. This way, students will be able to fulfill their responsibility to developing expertise in their preferred subject. The online provisional store is based on the store related on the available branch and the available products and the details about on the store. The online provisional store application is used to view the all the product on the details and price and the quantity also. The main focus the application customer reach the offer of the products and the price details also.

## II. OVERVIEW OF ONLINE PROVISIONAL STORE IN ANDROID

The online provisional store application is mobile based application so anyone can be used an application. The online provisional store in implemented on this module only focused on the available the product select and the cost of the each and every in choose the product. I have implemented on the cash on delivery Android is an open source and Linux-based Operating System for mobile devices such as smartphones and tablet computers. Android was developed by the Open Handset Alliance, led by Google, and other companies. Android offers a unified approach to application development for mobile devices which means developers need only develop for Android, and their applications should be able to run on different devices powered by Android.

## III. ADVANTAGES OF ANDROID

- A. Texting SMS are available forms of messaging, including services like Accessibility Service, Handling Keyboard Events and Keyboard Handling Functions.
- B. Java support While most Android applications are written in Java, there is no Java Virtual Machine in the platform and Java byte code is not executed. Java classes are compiled into Dalvik executable and run on using Android Runtime or in Dalvik in older versions, a specialized virtual machine designed specifically for Android and optimized for battery powered mobile devices with limited memory and CPU. J2ME support can be provided via third-party applications.
- C. Multitasking: Multitasking of applications, with unique handling of memory allocation, is available for the application.

## IV. SYSTEM/APPLICATION ARCHITECTURE

The online provisional management system is based on the store related on the available branch and the available products and the details about on the store. The online provisional store application is used to view the all the product on the details and price and the quantity also. The main focus the application customer reach the offer of the products and the price details also.

### A. Android features

- 1) *Beautiful UI:* Android OS basic screen provides a beautiful and intuitive user interface.
- 2) *Connectivity:* GSM/EDGE, IDEN, CDMA, EV-DO, UMTS, Bluetooth, Wi-Fi, LTE, NFC and WiMAX.
- 3) *Storage:* SQLite, a lightweight relational database, is used for data storage purposes.
- 4) *Media support:* H.263, H.264, MPEG-4 SP, AMR, AMR-WB, AAC, HE-AAC, AAC 5.1, MP3, MIDI, WAV, JPEG, PNG, GIF, and BMP.

- 5) *Messaging*: SMS and MMS
- 6) *Web browser*: Based on the open-source WebKit layout engine, coupled with Chrome's V8 JavaScript engine supporting HTML5 and CSS3.
- 7) *Multi-touch*: Android has native support for multi-touch which was initially made available in handsets such as the HTC Hero.
- 8) *Multi-tasking*: User can jump from one task to another and same time various applications can run simultaneously.
- 9) *Resizable widgets*: Widgets are resizable, so users can expand them to show more content or shrink them to save space.
- 10) *GCM*: Google Cloud Messaging (GCM) is a service that lets developers send short message data to their users on Android devices, without needing a proprietary sync solution.
- 11) *Screen capture*: Android supports capturing a screenshot by pressing the power and home-screen buttons at the same time. Prior to Android 4.0, the only methods of capturing a screenshot were through manufacturer and third-party customizations (apps), or otherwise by using a PC connection (DDMS developer's tool). These alternative methods are still available with the latest Android.
- 12) *TV recording*: Android TV supports capturing video and replaying it.
- 13) *Multiple language support*: Android supports multiple languages.
- 14) *Accessibility*: Built-in text-to-speech is provided by Talk Back for people with low or no vision. Enhancements for people with hearing difficulties are available

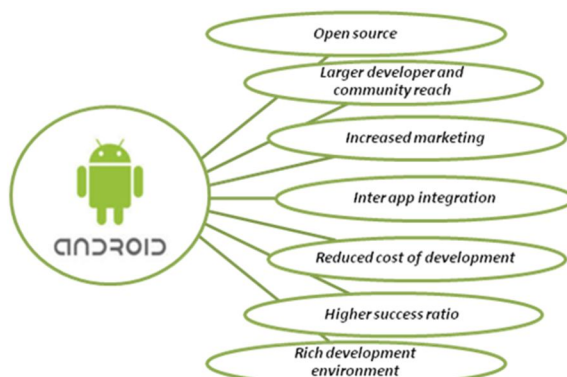


Fig 1: Android Features

Few screenshots related to the Online Provisional Store and how to interact and using with app user and admin as follows:

## V. USER INTERFACE SCREENS

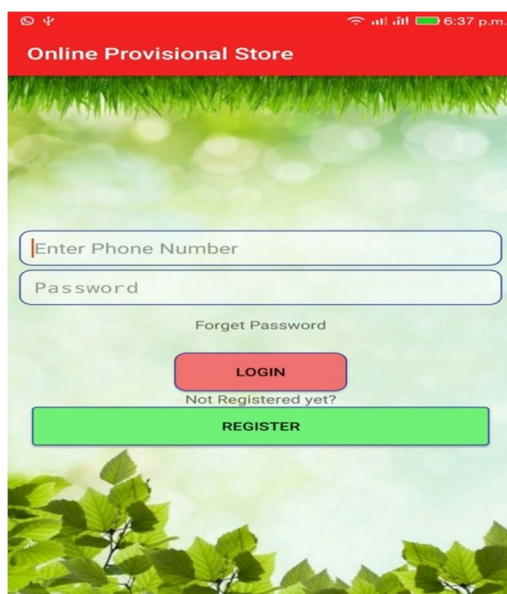
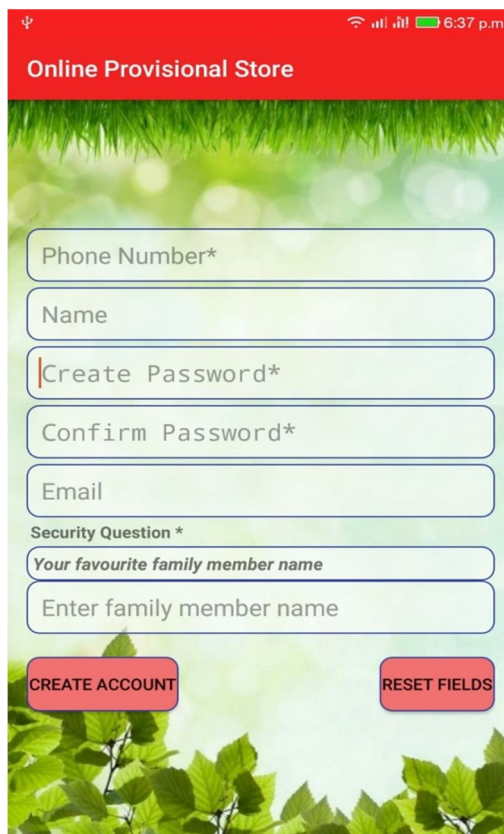


Fig 1.1 Login Activity





Online Provisional Store

Phone Number\*

Name

Create Password\*

Confirm Password\*

Email

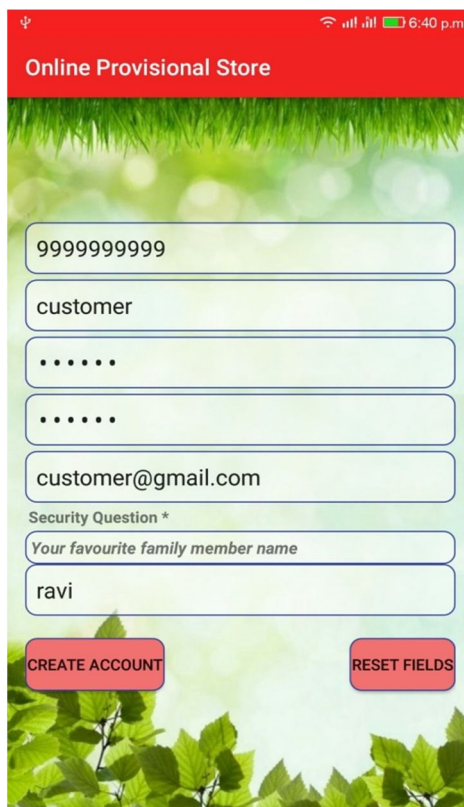
Security Question \*

Your favourite family member name

Enter family member name

CREATE ACCOUNT RESET FIELDS

Fig 1.2 Registration Activity



Online Provisional Store

9999999999

customer

.....

.....

customer@gmail.com

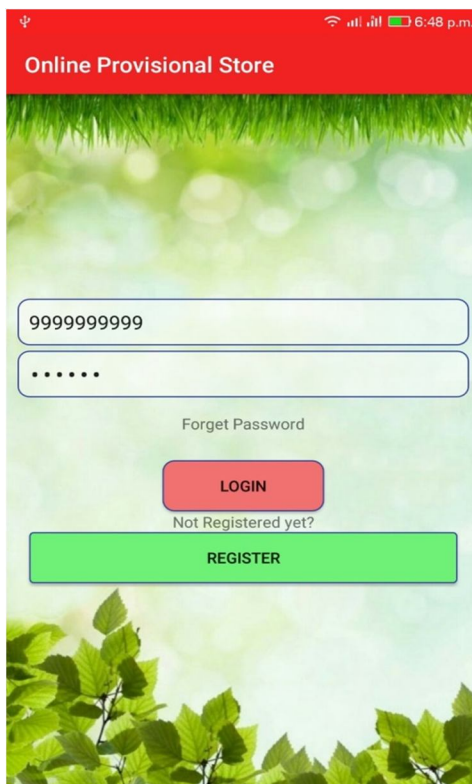
Security Question \*

Your favourite family member name

ravi

CREATE ACCOUNT RESET FIELDS

After click registered with our own details



Login with personal credentials



Fig 1.3 Home Activity

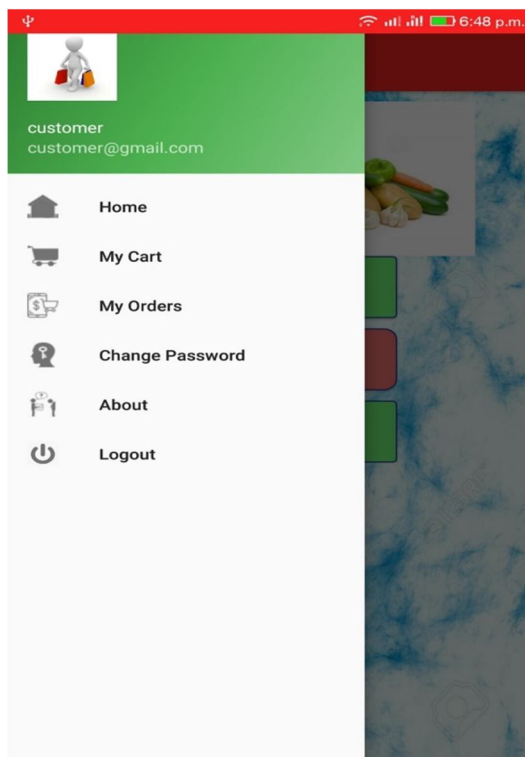
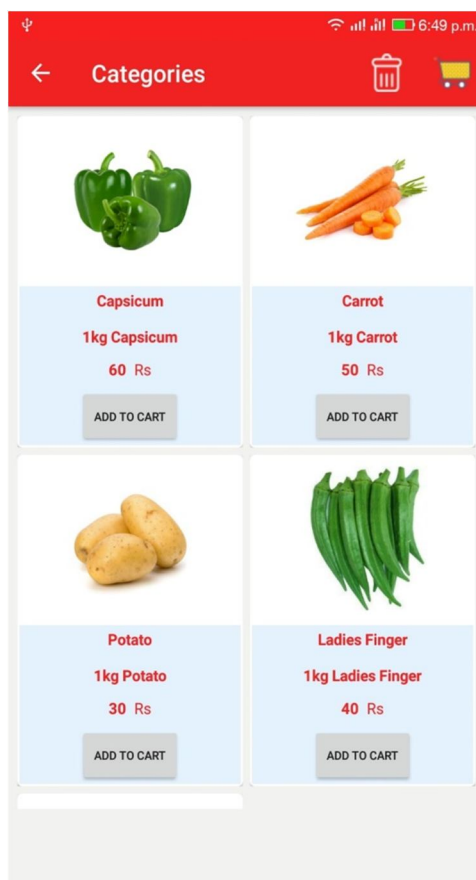


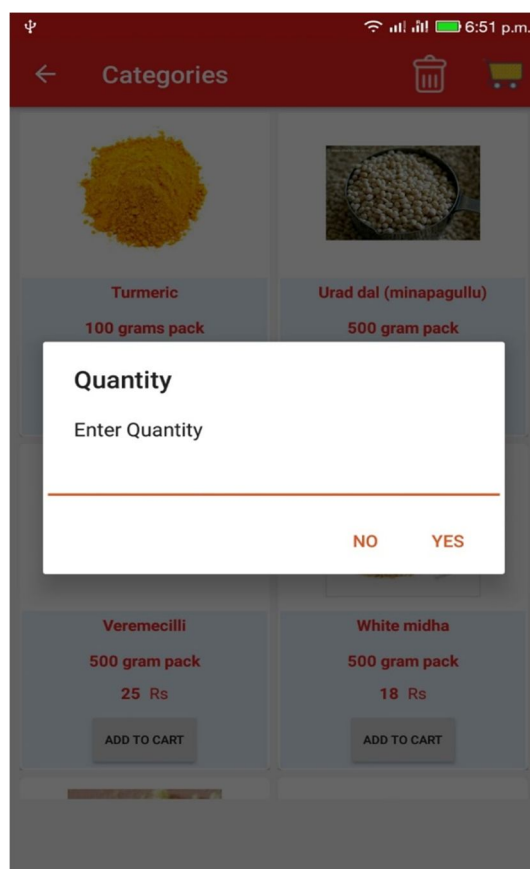
Fig 1.4 Navigation Bar



After click vegetables button. They are view the item images and description pack and price view display and Add to cart option.



After click vegetables button. They are view the item images and description pack and price view display and Add to cart option.



Item add to cart than ask enter quantity like 1 or 2 or 3




The screenshot shows a 'CART' screen with a red header bar containing a back arrow, the title 'CART', and icons for a trash can and a shopping cart. Below the header is a table listing items in the cart. The table has three columns: 'Item Name', 'Quantity', and 'Price'. The items listed are Head & shoulder, Dove soap, Vatica oil, Closeup, Chik Shampoo, Veremecilli, and Rice. At the bottom of the table, there is a dark grey bar showing the 'Total Amount : 1755 Rs' and a 'SUBMIT' button.

| Item Name              | Quantity | Price |
|------------------------|----------|-------|
| Head & shoulder        | 1(60)    | 60    |
| Dove soap              | 2(65)    | 130   |
| Vatica oil             | 1(45)    | 45    |
| Closeup                | 2(55)    | 110   |
| Chik Shampoo           | 1(20)    | 20    |
| Veremecilli            | 1(25)    | 25    |
| Rice                   | 1(1200)  | 1200  |
| Total Amount : 1755 Rs |          |       |

Fig 1.5 My Cart



Already added items saved in a cart list



Fig 1.6 My Orders

## VI. ONLINE PROVISIONAL STORE ADMIN SIDE OPERATIONS (ADD PRODUCTS, DELETE PRODUCTS, UPDATE PRODUCTS)

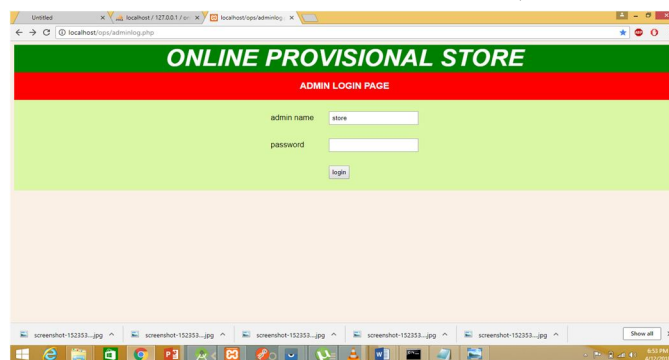


Fig 1.7 Admin Login Page

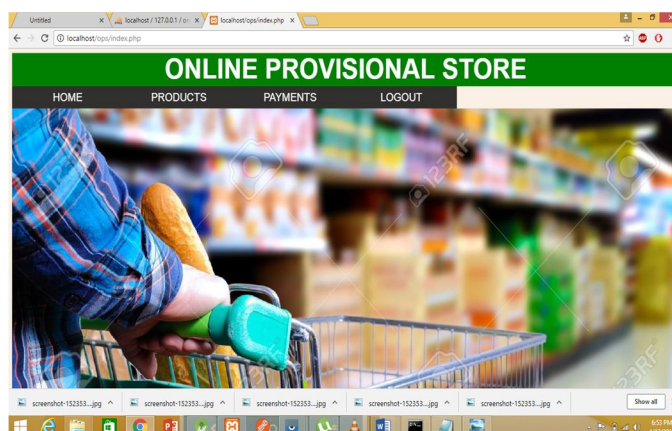
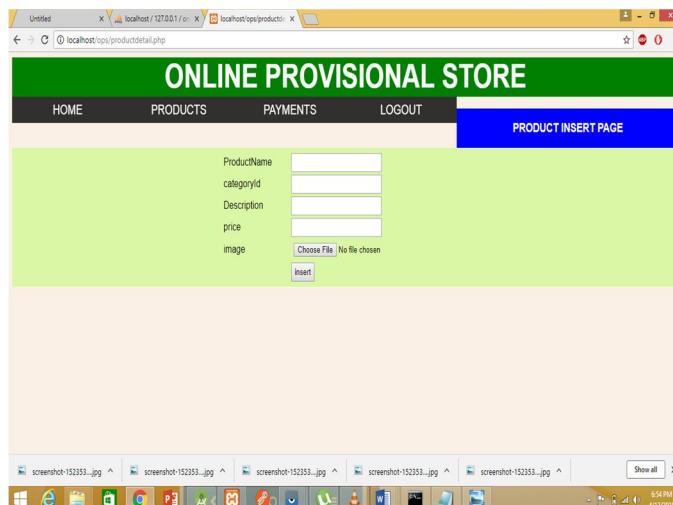


Fig 1.8 Home Page



The screenshot shows the 'PRODUCT INSERT PAGE' of the 'ONLINE PROVISIONAL STORE'. The page has a green header with the store name and a navigation bar with links: HOME, PRODUCTS, PAYMENTS, LOGOUT, and a blue 'PRODUCT INSERT PAGE' button. The main content area is a form with fields for ProductName, categoryId, Description, price, and image. There is a 'Choose File' button for the image field and an 'Insert' button at the bottom.

Fig 1.9 Product insert Page



The screenshot shows the 'PRODUCT VIEW PAGE' of the 'ONLINE PROVISIONAL STORE'. The page has a green header with the store name and a navigation bar with links: HOME, PRODUCTS, PAYMENTS, LOGOUT, and a blue 'PRODUCT VIEW PAGE' button. The main content area displays a table of products with columns: Serial\_No, PRODUCT\_ID, PRODUCT\_NAME, CATEGORY\_ID, DESCRIPTION, PRICE, and IMAGE.

| Serial_No | PRODUCT_ID | PRODUCT_NAME  | CATEGORY_ID | DESCRIPTION       | PRICE | IMAGE  |
|-----------|------------|---------------|-------------|-------------------|-------|--|
| 1         | 37         | Capsicum      | 1           | 1kg Capsicum      | 60    |    |
| 2         | 38         | Carrot        | 1           | 1kg Carrot        | 50    |   |
| 3         | 39         | Potato        | 1           | 1kg Potato        | 30    |  |
| 4         | 40         | Ladies Finger | 1           | 1kg Ladies Finger | 40    |  |
| 5         | 41         | santoor       | 3           | 1soap             | 25    |  |
| 6         | 42         | mysore sandel | 3           | 3 soap box        | 150   |  |

Fig 1.10 Product view Page



The screenshot shows the 'PRODUCT UPDATE PAGE' of the 'ONLINE PROVISIONAL STORE'. The page has a green header with the store name and a navigation bar with links: HOME, PRODUCTS, PAYMENTS, LOGOUT, and a blue 'PRODUCT UPDATE PAGE' button. The main content area displays a table of products with columns: S.NO, PRODUCT\_ID, PRODUCT\_NAME, CATEGORY\_ID, and an 'UPDATE' button for each row.

| S.NO | PRODUCT_ID | PRODUCT_NAME    | CATEGORY_ID | UPDATE |
|------|------------|-----------------|-------------|--------|
| 1    | 37         | Capsicum        | 1           | UPDATE |
| 2    | 38         | Carrot          | 1           | UPDATE |
| 3    | 39         | Potato          | 1           | UPDATE |
| 4    | 40         | Ladies Finger   | 1           | UPDATE |
| 5    | 41         | santoor         | 3           | UPDATE |
| 6    | 42         | mysore sandel   | 3           | UPDATE |
| 7    | 43         | Green Chilli    | 1           | UPDATE |
| 8    | 44         | Colgate paste   | 3           | UPDATE |
| 9    | 47         | Cinthol         | 3           | UPDATE |
| 10   | 50         | Old Cinthol     | 3           | UPDATE |
| 11   | 51         | Chik Shampoo    | 3           | UPDATE |
| 12   | 52         | Clink Plus      | 3           | UPDATE |
| 13   | 53         | Closeup         | 3           | UPDATE |
| 14   | 54         | Nalica oil      | 3           | UPDATE |
| 15   | 55         | Vim Soap        | 3           | UPDATE |
| 16   | 56         | Dettol soaps    | 3           | UPDATE |
| 17   | 57         | Dove soap       | 3           | UPDATE |
| 18   | 58         | Head & shoulder | 3           | UPDATE |

Fig 1.11 Product update Page



Fig 1.12 Product delete Page

## VII. CONCLUSION

The online provisional management system is successfully implemented on the all the modules in this application. This application is mobile based on the application so anyone can be used on the application. The online provisional store in implemented on the this module only focused on the available on the product, select and the cost of the each and every in choose the product. I have implemented on the cash on delivery. The future enhancement can be implemented on the online bank in used to pay the amount.

## REFERENCES

- [1] <http://stackoverflow.com>
- [2] Handbook on android programming skills
- [3] <https://www.tutorialspoint.com/android>.
- [4] Create Dynamic Web pages Using PHP and MySQL (Practical Solutions Series) by David Tansley. Addison Wesley. Paperback- 1 November, 2001
- [5] Beginning PHP 4 Databases by Deepak Thomas, et al .Wrox Press Ltd. Paperback- 17 October, 2002.

## AUTHORS



Mr. K. Parish Venkata Kumar is currently working as an Asst. Professor, Department of Computer Applications, Velagapudi Ramakrishna Siddhartha Engineering College (Autonomous), Vijayawada, Andhra Pradesh. He has 15 years of teaching experience. His areas of interest include Data Mining and Data Warehousing, R programming. He is a Life Member of ISTE and Pursuing Ph.D(CSE) in Rayalaseema University.



Mr. K. Anji Reddy is currently working as HEAD , Department of Computer Applications , VR Siddhartha College of Engineering (Autonomous), Vijayawada, Andhra Pradesh. He has 16 years of teaching experience. His areas of interest Data Warehousing & Data Mining.



Mr. R. Madhu Kanth is currently working as an Asst. Professor, Department of Computer Applications, Velagapudi Ramakrishna Siddhartha Engineering College (Autonomous), Vijayawada, Andhra Pradesh. He has 12 years of teaching experience. His areas of interest include Data Mining and Data Warehousing. He is a Life Member of ISTE and Pursuing Ph.D(CSE) in Rayalaseema University.



Mr. G. Jagadeesh is a student of Velagapudi Ramakrishna Siddhartha Engineering College, Vijayawada and is going to complete her master's degree from the department of Computer Applications. Andhra Pradesh. His areas of interest include Android.





10.22214/IJRASET



45.98



IMPACT FACTOR:  
7.129



IMPACT FACTOR:  
7.429



# INTERNATIONAL JOURNAL FOR RESEARCH

IN APPLIED SCIENCE & ENGINEERING TECHNOLOGY

Call : 08813907089  (24\*7 Support on Whatsapp)