

# Comparison between Thermal Conductivity of TiO<sub>2</sub>/Benzene and CuO/Benzene Nanofluids in Heat Pipe

Abhijit Dayal Raj<sup>1</sup>, Deepak kumar yadav<sup>2</sup>, Himanshu Singh<sup>3</sup>, Ketan sharma<sup>4</sup>

<sup>1</sup>School of Mechanical engineering Lovely Professional University Phagwara, India

<sup>2</sup>Assistant professor, Mechanical engineering department Kanpur institute of technology kanpur, India

<sup>3</sup>Mechanical engineering, Kanpur institute of technology kanpur, India

<sup>4</sup>School of Civil engineering Lovely Professional University Phagwara, India

**Abstract:** Use of Nanofluids is widely adopted to enhance the thermal performance of conventional fluids. Numerous experiments have been done on Nanofluid to increase the heat transfer in which different nanoparticles and base fluids are selected. Here, two different nanoparticles (copper oxide (CuO) and titanium dioxide (TiO<sub>2</sub>)) with 1-5% by volume are introduced in six different base fluids to make Nanofluids, and then thermal property of Nanofluid is inspected. Two distinct correlations are used to investigate the thermal property of Nanofluids of which one is theoretical and other is experimental. Results are compared with both the correlations which shows that CuO/Benzene Nanofluid is better than TiO<sub>2</sub>/Benzene for heat transfer in heat pipes. Also it is observed that increasing the concentration of nanoparticles increases the thermal conductivity of Nanofluids. By addition of 1% nanoparticles by volume 3% increment in thermal conductivity can be achieved at 300K temperature. similarly, at 5% concentration by volume 15% of thermal conductivity may be achieved at same temperature.

**Keywords:** Thermal conductivity, Nanofluid, Heat pipe

## I. INTRODUCTION

Enhancement of heat in the industries, automobiles, electronic equipment and in home apparatus create enormous difficulties which harm the working power of tools. Continuously increasing work load on microelectronic devices and microprocessor resulting the thermal management challenges on the devices. There are many problem associated with heat transfer which may be solved by Nanofluids. Hence, two different types of nanoparticles are selected to prepare Nanofluids which are used to enhance the heat transfer in heat pipes. The pool boiling heat transfer coefficient is studied and property of Nanofluid is compared by In Chalo bang et al [1]. The layer of non-Newtonian Nanofluid having many different property from that of the clear fluid which is studied by U.Farooq et al [2]. Heat transfer in double tube helical heat exchanger using Nanofluid under laminar flow condition is studied in which CuO and TiO<sub>2</sub> Nanoparticles had been taken by Gambriela et al [3]. Vivek et al [4] investigated the experimental study of Nanofluids that examined the effect of Nanofluid on Critical heat flux in times less than 100s. The best concentrations are found for SiO<sub>2</sub>/methanol and Al<sub>2</sub>O<sub>3</sub>/methanol Nanofluids and also absorption of CO<sub>2</sub> in these Nanofluid is observed by Jae Won Lee et al [5]. Arttu et al [6] presented that heat transfer coefficient is increased when compared with base fluid on the bases of constant Reynolds numbers. Carbon Nano Tubes (CNT) and Silicon dioxide (SiO<sub>2</sub>) were used by A.Golkhar et al [7] to investigate the removal efficiency of carbon dioxide in hollow fiber membrane contactor. Investigation of Kerosene-alumina Nanofluid for its stability, thermal conductivity and viscosity at low concentration was taken by Deepak et al [8], also Kerosene-alumina Nanofluid used for thrust chamber cooling in semi-cryogenic rocket engine. The heat transfer coefficient of carboxyl methyl Cellulose (CMC) in water is increased when concentration is decreases also viscosity and different parameters affect the boiling heat transfer performance of Nanofluids [9]. M.Hojjat et al [10] investigated the Thermal conductivity of the base fluid and Nano-fluid with various Nano-particles loading at different temperatures were measured experimentally. Using rheometer rheological behaviour of ethylene glycol based Nanofluid having spherical shaped is investigated by Xiaoke Li et al [11]. Thermal conductivity of particle shape, composition and pure component upon heterogeneous two-component mixture having continuous and a discontinuous phase was studied by R.L.Hamilton et al [12]. Also Dayal Raj et al [14] has investigated the enhancement of heat transfer in heat pipe using TiO<sub>2</sub>/Benzene based nano-coolant. C.Y.Tso studied the enthalpy of evaporation, saturated vapor pressure and evaporation

rate of aqueous nanofluid also, using 0.01% of TiO<sub>2</sub> based Nanofluid as an adsorbate enhance the cooling performance. Now, different research works are going on Nanofluids. Still, it is not possible to select that which nanoparticles are better for heat transfer

Nomenclature	
$k_{eff}$	Effective thermal conductivity (W/m.K)
$k_p$	Thermal conductivity of particles (W/m.K)
$k_f$	Thermal conductivity of base fluid (W/m.K)
$\phi$	Concentration of nanoparticles (in %)
T	Temperature (K)

## II. PROBLEM SPECIFICATION AND RESULTS

The purpose of this study is to innovate high thermal conductivity Nanofluids and nanoparticles. First of all six base fluid has been selected, in which Benzene having high thermal conductivity than other base fluids. Similarly, two different nanoparticles are selected having different thermal conductivities. The thermal conductivity of Benzene base fluid is 0.14781 W/m-K at 300K temperature moreover, thermal conductivity of copper oxide (CuO) and titanium Dioxide (TiO<sub>2</sub>) nanoparticles are taken from the literature which are 20 and 13 W/m-K respectively. Different (1 to 5% by volume) concentrations of nanoparticles are introduced in base fluids to make Nanofluids. Now, two correlations are used to find the thermal conductivity of Nanofluids in which one of them is Theoretical and other one is Experimental. By these correlations the performance of different nanoparticles with different base fluids is evaluated which are in table 1. When effective thermal conductivity of Nanofluids are evaluated and compared with both the correlations it shows approximate same value thus, these correlations are used here. Moreover Timofeeva et al [13] correlation is used for Al<sub>2</sub>O<sub>3</sub>/Water Nanofluids however here it is used for TiO<sub>2</sub>/Benzene, CuO/Benzene and different types of Nanofluids. From the figure 1 it is clear that the thermal conductivity of CuO based nanoparticles is increased at different concentrations of nanoparticles and maximum thermal conductivity of Nanofluid is obtained with Benzene base fluid. In the same way, thermal conductivity of TiO<sub>2</sub> based Nanoparticles is also evaluated by the Maxwell correlations which also shows the thermal conductivity enhancement with Benzene base fluid (figure 1).

Table 1 Different Theoretical and Experimental correlations of Thermal conductivity

Theoretical	Reference	Year	Correlation	Relevant information
	Maxwell [13]	1881	$\frac{k_{eff}}{k_f} = \frac{k_p + 2k_f + 2\phi(k_p - k_f)}{k_p + 2k_f - \phi(k_p - k_f)}$	Liquid and Solid Suspension Spherical Particles
Experimental	Timofeeva et al [13]	2007	$k_{eff} = (1 + 3\phi)k_f$	Al <sub>2</sub> O <sub>3</sub> /Water Nanofluids

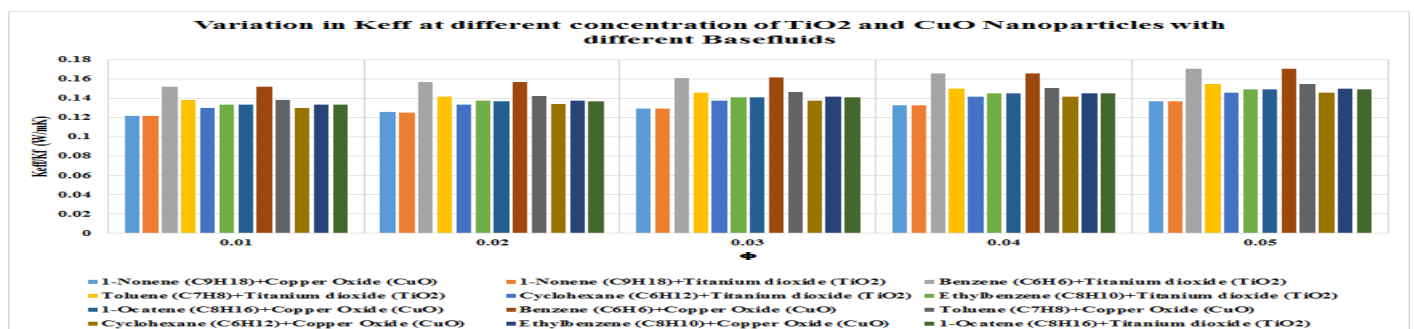


Fig 1. Variation in Keff at different concentrations of CuO and TiO<sub>2</sub> Nanoparticles by Maxwell correlations

For both the Nanoparticles it is observed that the thermal conductivity of Nanofluid with Benzene base fluid is higher. Moreover Timofeeva et al [13] experimental correlations is used to evaluate the effective thermal conductivity of Benzene/TiO<sub>2</sub> and Benzene/CuO which is shown in figure 2. Thermal conductivity of Nanofluids is increased when the concentration of TiO<sub>2</sub> and CuO Nanoparticles are increased. Hence, figure 2 shows that the effective thermal conductivity of Benzene/TiO<sub>2</sub> and Benzene/CuO Nanofluid is higher compare to all Nanofluids at same concentrations. All the Nanofluids are shown in table 2. In which the TiO<sub>2</sub> and CuO nanoparticles are used. From the figure 3 it is seen that there is minor changes in thermal conductivity of Nanofluid at the concentration of 3% by volume of nanoparticles which is negligible.

Table 2. Different types of Nanofluids using different types of nanoparticles and base fluids

Nanofluids with CuO Nanoparticles	Nanofluids with TiO <sub>2</sub> Nanoparticles
Benzene (C <sub>6</sub> H <sub>6</sub> )/Copper Oxide (CuO)	Benzene (C <sub>6</sub> H <sub>6</sub> )/Titanium Dioxide (TiO <sub>2</sub> )
Toluene (C <sub>7</sub> H <sub>8</sub> )/Copper Oxide (CuO)	Toluene (C <sub>7</sub> H <sub>8</sub> )/Titanium Dioxide (TiO <sub>2</sub> )
Ethylbenzene (C <sub>6</sub> H <sub>10</sub> )/Copper Oxide (CuO)	Ethylbenzene (C <sub>6</sub> H <sub>10</sub> )/Titanium Dioxide (TiO <sub>2</sub> )
1-Octatene (C <sub>8</sub> H <sub>16</sub> )/Copper Oxide (CuO)	1-Octatene (C <sub>8</sub> H <sub>16</sub> )/Titanium Dioxide (TiO <sub>2</sub> )
Cyclohexane (C <sub>6</sub> H <sub>12</sub> )/Copper Oxide (CuO)	Cyclohexane (C <sub>6</sub> H <sub>12</sub> )/Titanium Dioxide (TiO <sub>2</sub> )
1-Nonene (C <sub>9</sub> H <sub>18</sub> )/Copper Oxide (CuO)	1-Nonene (C <sub>9</sub> H <sub>18</sub> )/Titanium Dioxide (TiO <sub>2</sub> )

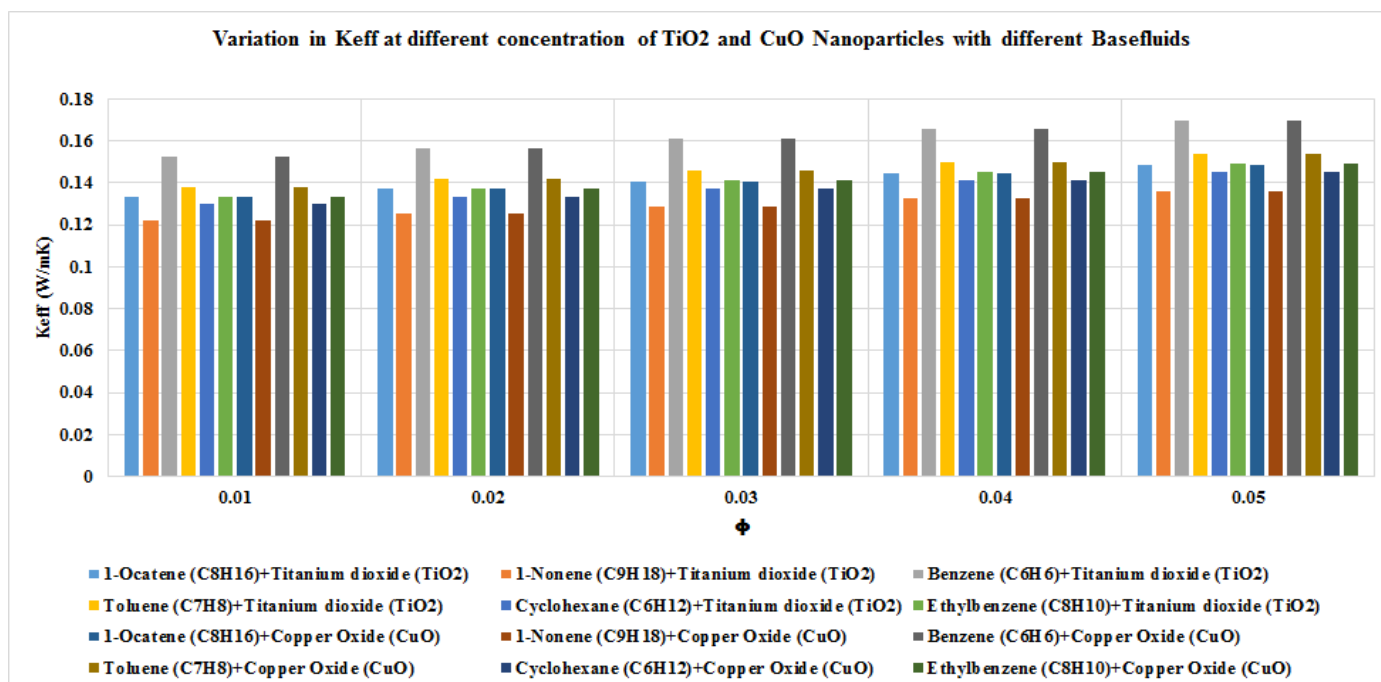


Fig 2. Variation in Keff at different concentrations of CuO and TiO<sub>2</sub> Nanoparticles by Maxwell correlations

After 3% by volume concentration of nanoparticles high variation in thermal conductivity is observed which is shown in figure 3. Both the correlations are compared in figure 3 for CuO/benzene and TiO<sub>2</sub>/Benzene Nanofluids and examined the, the thermal conductivity of CuO/benzene Nanofluid is higher compare to TiO<sub>2</sub>/Benzene Nanofluids. The thermal conductivity of CuO/benzene and TiO<sub>2</sub>/Benzene based nanofluid is investigated by the experimental and Therotical correlation which is shown in table 1. The thermal conductivity of Benzene based nanofluid is investigated by Abhijit et al [14] which shows that effective thermal conductivity of nanofluid is increasing as we increase the concentration of nanoparticles. Also viscosity of nanofluid is also increases with increasing the concentration of nanoparticle.

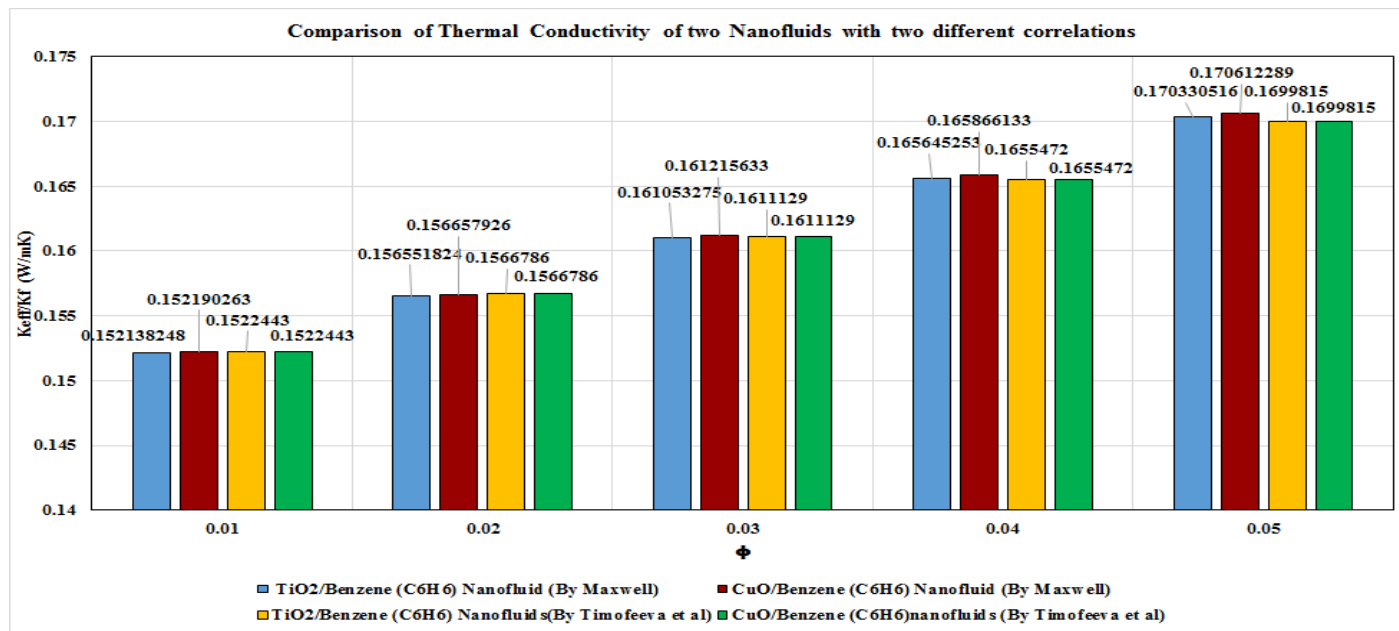


Fig 3. Comparison between thermal conductivity of different Nanofluids by Maxwell (analytical) and Timofeeva et al (experimental) [13] correlations

### III. CONCLUSION

Various types of base fluids and CuO, TiO<sub>2</sub> Nanoparticles are selected to make the Nanofluids. It is found that different concentrations of nanoparticles containing Benzene as a base fluid have higher thermal conductivity as compared to other base fluids. Also, thermal conductivity of different types of Nanofluids are compared with theoretical and experimental correlations and it is observed that the thermal conductivity of CuO/benzene Nanofluid is higher than TiO<sub>2</sub>/Benzene Nanofluid. Moreover, it is observed that at lower concentration of nanoparticles the enhancement of thermal conductivity is significantly less. On other hand, at higher concentrations, an enhancement in effective thermal conductivity is higher. The enhancement of effective thermal conductivity of Nanofluid is found to be 3% at 1% by volume concentration of nanoparticles. Similarly, at 5% concentration of nanoparticles, an increase in 15% in thermal conductivity is observed. Other correlations are also compared however they do not conform to the values as given by Maxwell and Timofeeva et al correlations.

### REFERENCES

- [1] Bang, I. C., & Heung Chang, S. (2005). Boiling heat transfer performance and phenomena of Al<sub>2</sub>O<sub>3</sub>-water nano-fluids from a plain surface in a pool. International Journal of Heat and Mass Transfer, 48(12), 2407-2419.
- [2] Farooq, U., Hayat, T., Alsaedi, A., & Liao, S. (2014). Heat and mass transfer of two-layer flows of third-grade nano-fluids in a vertical channel. Applied Mathematics and Computation, 242, 528-540.
- [3] Huminic, G., & Huminic, A. (2011). Heat transfer characteristics in double tube helical heat exchangers using nanofluids. International Journal of Heat and Mass Transfer, 54(19-20), 4280-4287.
- [4] Sharma, V. I., Buongiorno, J., McKrell, T. J., & Hu, L. W. (2013). Experimental investigation of transient critical heat flux of water-based zinc-oxide nanofluids. International Journal of Heat and Mass Transfer, 61, 425-431.
- [5] Lee, J. W., Jung, J.-Y., Lee, S.-G., & Kang, Y. T. (2011). CO<sub>2</sub> bubble absorption enhancement in methanol-based nanofluids. International Journal of Refrigeration, 34(8), 1727-1733



- [6] Meriläinen, A., Seppälä, A., Saari, K., Seitsonen, J., Ruokolainen, J., Puisto, S., ... Ala-Nissila, T. (2013). Influence of particle size and shape on turbulent heat transfer characteristics and pressure losses in water-based nanofluids. *International Journal of Heat and Mass Transfer*, 61, 439–448.
- [7] Golkhar, A., Keshavarz, P., & Mowla, D. (2013). Investigation of CO<sub>2</sub> removal by silica and CNT nanofluids in microporous hollow fiber membrane contactors. *Journal of Membrane Science*, 433, 17–24.
- [8] Agarwal, D. K., Vaidyanathan, A., & Sunil Kumar, S. (2013). Synthesis and characterization of kerosene–alumina nanofluids. *Applied Thermal Engineering*, 60(1-2), 275–284.
- [9] Soltani, S., Etemad, S. G., & Thibault, J. (2010). Pool boiling heat transfer of non-Newtonian nanofluids. *International Communications in Heat and Mass Transfer*, 37(1), 29–33.
- [10] Hojjat, M., Etemad, S. G., Bagheri, R., & Thibault, J. (2011). Thermal conductivity of non-Newtonian nanofluids: Experimental data and modeling using neural network. *International Journal of Heat and Mass Transfer*, 54(5-6), 1017–1023
- [11] Li, X., Zou, C., Wang, T., & Lei, X. (2015). Rheological behavior of ethylene glycol-based SiC nanofluids. *International Journal of Heat and Mass Transfer*, 84, 925–930.
- [12] R.L. Hamilton, O.K. Carosser,(1962). Thermal conductivity of heterogeneous two-component systems. *Industrial & Engineering Chemistry Fundamentals*, 1(3),187–191.
- [13] G. Humnic and A. Humnic, “Application of nanofluids in heat exchangers: A review,” *Renew. Sustain. Energy Rev.*, vol. 16, no. 8, pp. 5625–5638, Oct. 2012.
- [14] Raj Abhijit Dayal. et al, “Enhancement of heat transfer in heat pipe using TiO<sub>2</sub>/Benzene based nano-coolents,” *IEEE 7th International Conference on Intelligent Systems, Modelling and Simulation* (2016), pp. 446-451