



iJRASET

International Journal For Research in
Applied Science and Engineering Technology



INTERNATIONAL JOURNAL FOR RESEARCH

IN APPLIED SCIENCE & ENGINEERING TECHNOLOGY

Volume: 6 Issue: VI Month of publication: June 2018

DOI: <http://doi.org/10.22214/ijraset.2018.6216>

www.ijraset.com

Call: ☎ 08813907089

E-mail ID: ijraset@gmail.com

An Un-Static Approach for Resource Allocation under Assigned User Groups

Vinutha A¹, Sujatha Cyril²

^{1,2}Department Of Electronics and Communication, Atria Institute of Technology

Abstract: *This project presents about an algorithm named joint resource allocation which combines un-static user grouping, multi cell cooperation, and resource blocking allocation for LP-OFDMA(linearly pre-coded orthogonal frequency multiplexing) in Multiple-user multi inputs and multi outputs(MIMO) systems. Initially grouping of users in multiple cells is effectively developed using minimum mean square error (MMSE) equalization and modulated flexibly with Bit Error Rate (BER) constraint. To frame and resolve a new output maximization issue RB pattern, Grouping of users dynamically and selection of cells are included in resource allocation as assigned. Iterative Hungarian algorithm based on user and resource pattern(IHA_URP) is used to resolve maximal problem into a sequence of minimal sub problems to acquire the result by reducing the computing complexity consecutively to obtain favourable solution. The simulation result of this project with effectively grouping the users in multiple cell with multiple resource distribution algorithm accounts high quality system output with BER assurance than the algorithm that firmly groups the users and alternative system in the written works.*

Keywords: LP-OFDMA, MIMO, MMSE, IHA_URP, BER

I. INTRODUCTION

The information or power shuffling amidst more than two users who are not affiliated by any electrical mean is called wireless and is based on radio waves. The radio waves can be either short in the range of few meters or can expand up to thousands of meters. Various applications are based on this concept such as cell phones frame work administration handling from a far area, soul computerized partners. To increase the spectral effectiveness (SE) in different remote correspondence frameworks, Multi inputs and multi outputs strategies have been generally connected. The trouble in functional execution at the user side is constrained by Multi inputs and multi outputs uplink, particularly in a smaller cell phones due to the size and cost of the user gear. To manage this issue similar time slot and frequency band is proceeded by appointing at least two users with Multi-user Multi Inputs and Multi Outputs for uplink approach each with single trans-receiving antenna. Multiple-user Multi Inputs and Multi Outputs can get extra multiuser diversity gain by gathering users and utilizing all around planned systems, when compared with traditional Multi Inputs and Multi Outputs framework. Few research works has been done by scholars on the norms of user gathering for Multi-User Multi Inputs and Multi Outputs frameworks. A large portion of the preferred norms are obtained from the channel space. In end-user MU- Multi Inputs and Multi Outputs channel limit is utilizing the hypothesis and an imperfect pairing calculation which chooses the matching of users one after the other as suggested. Additionally, in uplink framework study through spatial division MA choice is measured which utilizes Signal to interference proportion after identification of most extreme probability i.e., ML which will be equal in Multi Inputs and Multi Outputs channel limit. In the signal to interference in addition to noise proportion after least mean square mistake even-ing out and utilize Shannon limit as user booking foundation. For uplink Multi user Multi inputs and Multi outputs framework with direct collector comparable technique is received in spatial multiplexing multiple user matching for uplink Multiple-User Multi Inputs And Multi Outputs frameworks with direct recipient, and also in comparable two fold user pairing algorithm for uplink multi-user Multi Inputs and Multi Outputs. Also, some exploration works develop gathering norms thinking about user reasonable-ness. The vast majority of them apply corresponding reasonable plan to accomplice user planning process. In spite of the fact that limit norms are advantageous to utilize, they show the execution of perfect transmission. For real correspondence frameworks, BER / image mistake rate under given framework output is normally utilized as the execution metric and transmission of information and users gathering at physical layer. A large portion of the exploration functions are put into actions, works are performed with straight Multi inputs and multi outputs recognition, for example, zero compelling or the progressive extension-obstruction cancelation. Multi-User Multi Inputs and Multi Outputs frameworks are the example for the majority of research works performed with direct Multi Inputs and Multi Outputs identification.

II. PROPOSED WORK

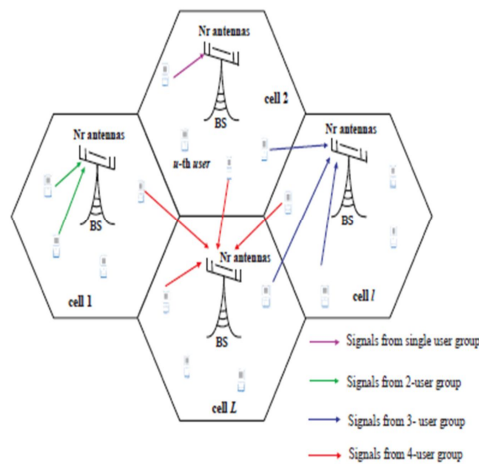


Fig1. Demonstration of multiple cell uplink Multi-User Multi Inputs And Multi Outputs

Every cell contains one Base station outfitted with N_r receiving antenna with L facilitated Base Stations (i.e. L cells), with user U individual receiving antenna. In multiple-cell uplink Multi-User Multi Inputs and Multi Outputs framework structure

$$h_{m,l,u,j} = \sqrt{\beta_{m,l,u,j}} \gamma_{m,l,u,j} \quad (1)$$

Equation 1 is the proliferation factor from the l -th cell of m -th receiving base station of j th cell of user U .

Here $\gamma_{m,l,u,j}$ is lower scale piling parameter, which is zero mean iid, equilibrium circle random vector complex Gaussian with uneven parameter, and $\beta_{m,l,u,j}$ is higher scale piling parameter modelling attenuation factor geometrically and piling of darkness that are thought to be consistent above a cognizance duration time from the earlier. In view of the end goal to expand the phantom effectiveness and in-habitation level contrasted and traditional FDMA, users in the bunch shape Multi-cell Multi Inputs And Multi Outputs gatherings and work over a similar time frequency asset, while distinctive gatherings involve orthogonal assets to kill the other gathering obstruction.,

we consider L composed cells in order to shape a bunch where L cells allocates identical N_{RB} Resource Blockings with receiving antenna N_r , besides user could match through other progressively crosswise over cells. This plan is named as the multiple - cell collaboration. Here execution of the proposed calculation in the framework. Contrasted and the individual-cell methods, the proposed multiple-cell calculation needs the trading of Channel state information and planning data between every agreeable BS and the focal preparing unit of the bunch, which presents the backhaul overhead. It is accepted that Base Station are associated with a concentrated unit with fast backhaul joins whose data transmission is adequate to encourage the initiated planning calculation. We define and take care of another throughput amplification issue whose asset distribution incorporates cell choice, un-static users gathering and RB design task. Besides, to lessen the computational many-sided quality altogether, particularly on account of substantial quantities of users and Resource Blockings, we introduce an effective iterative Hungarian calculation in view of users and asset segments (IHA URP) to take care of the issue by breaking down the extensive scale issue into a progression of little scale sub-issues, which can acquire near ideal arrangement with much lower many-sided quality.

A. Step 1: Resource Blocking

1) Consider the incoming resources as 'R' for each resource blocking (RB) as $R = \{R_1, R_2, R_3, \dots, R_n\}$. With an interval of time 't'

2) Such that each of R_i has a resource at RB_i as

$$R = \{(RB)_1, (RB)_2, \dots, (RB)_n\} \quad (3)$$

3) Each of the resources is bound to RB as

$$R_X = \{(RB)_{R1}, (RB)_{R2}, \dots, (RB)_{Rn}\} \quad (4)$$

The resources here are equally shared in original intervals

B. Step 2: Receiving Antenna

- 1) Each of the incoming signal is received to an antenna 'A' such that RB_i with one interval is attached to a resource antenna that is,

$$A=(A_i \subseteq RB) \quad (5)$$

It means that 'A' antenna it is a subset of RB

C. Step 3: Modulation

On transmission, the signals are modulated at an amplifying frequency for better BER proportion. The modulation is given as:

$$M=\int_{\lim \rightarrow 0}^n \partial(I_X)/\partial(RB) \quad (6)$$

Here I_X is a data bit stream under modulation is differentiated with respect resource blocks and Multi Inputs and Multi Outputs attributed modulation signal is generated.

Here the incoming signal I captured at demodulation attached antenna and hence the modulation can be shown as

$$D_m=\int_{\lim \rightarrow 0}^n I_X/RB \quad (7)$$

Hence integration equation has come out of equation (6) to generated from (7)

III.RESULTS

This chapter gives brief outline for results which are explained below with the following images for different output parameters and analysis of results can be

Table 1: Simulation Parameters

Channel Parameters	Channel model: ITU Ped-A	Carrier frequency: 0.625MHz
	Sampling frequency: 1.92MHz	Maximum Doppler shift: 10Hz
	Cell radius:140m	Decay exponent : 2
	Shadow-fading standard deviation σ_{shadow} : 8Db	
Simulation Parameters	FFT size: 128	Modulation: MQAM
	N_{RB} : 8	N_{sc}^{RB} : 12
	OFDM symbols per frame : 14	RB conFig: 12 7
	Number of cells per cluster L : 4,3,2,1	MIMO detector: MMSE
	number of users per cell U : 1	BS receiving antenna number N_r : 4
	UE transmitting antenna number: 1	Transmission time interval (TTI) duration: 1ms
	Simulation frames: 1000	BER Constraint : $BER^{target} = 10^{-5}$

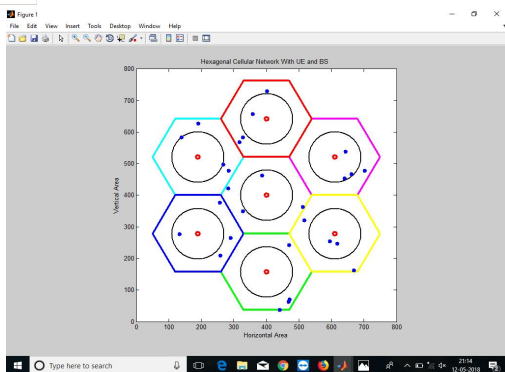


Fig 2 Hexagonal cellular network with UE and BS

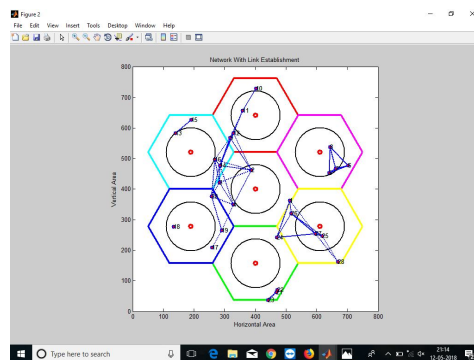


Fig 3 Network With Link establishment

Fig 2 and 3 represents the hexagonal cell representation and connections established between network and the users.

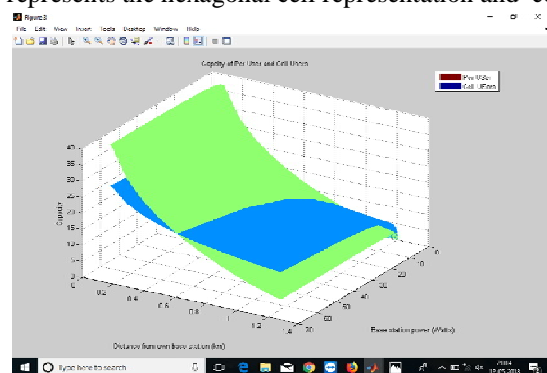


Fig 4 Capacity Of Per User And Cell Users

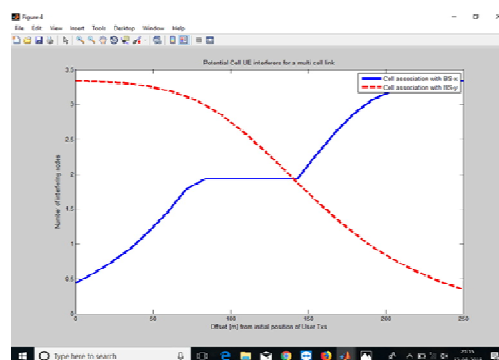


Fig 5 Potential Cell UE Interference

The figure 4 shows that once the connection establishment is done comparison between per user and cell user is done that is there are limited number of cells and network usage is more number here power is constant but capacity is higher and fig 5 shows potential with respect to the base station, links are with compatibility of the base station.

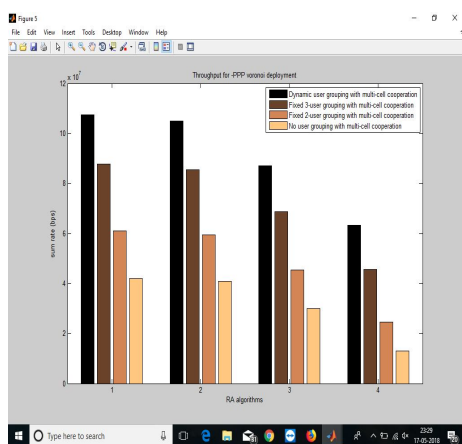


Fig 6 Output For PPP Voronoi Deployment

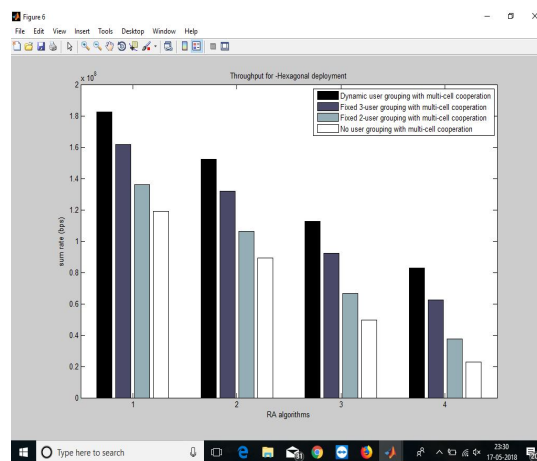


Fig 7 Throughput For Hexagonal Deployment

The above figure 6 shows the output i.e. Overall ratio at which the data is sent and received. Black colour indicates the dynamic connections in a particular cell with multiple connections. Maroon colour indicates that fixed 3 users means connectivity between mobile phone, laptop and server. Fixed 2 group means between 2 users i.e. land line No user group example is walkie-talkie. This can be deployed by using authentication algorithm. Figure 7 shows that throughput with respect to hexagonal deployment bit rate in this reduced to 10^8 using authentication algorithm.

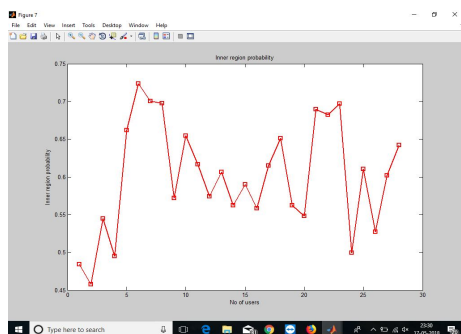


Fig 8 Inner Region Probability

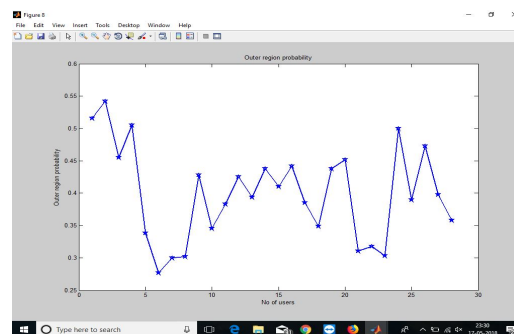


Fig 9 Outer Region Probability

The Fig 8 shows the probability of the users in the inner region in a cluster And Fig 9 shows the probability of users in cluster in the outer region

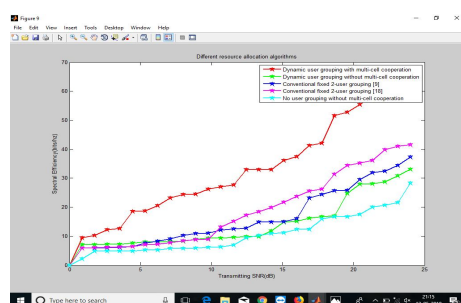


Fig 10 Different Resource Allocation Algorithm

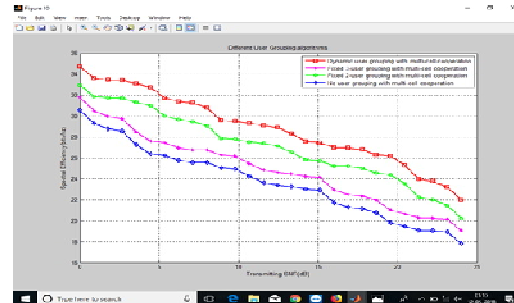


Fig 11 Different User Grouping Algorithm

The figure 10 shows the different resource allotments when the data is transmitted where red indicates the dynamic user grouping with multi cells green indicates dynamic user grouping without multi cell co-operation. blue indicates the fixed 2 user group and pink is fixed 2 user group. and the last blue indicates no user groups and

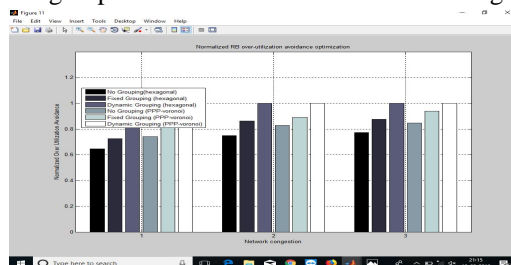


Fig 12 Normalizes RB Over Utilization Avoidance Optimization

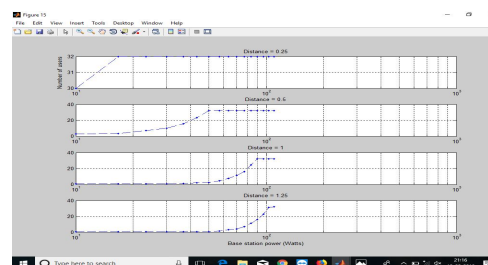


Fig 13 Distance covered by the base station

The figure 12 shows the normalized resource blocking over utilization of resources for fixed 3 users and 2 users and dynamic groups with peer to peer in the hexagonal This figure shows user coverage from base station when the user is in motion. Different distances are considered and the graphs are visualized. And Fig 13 shows user coverage from base station when the user is in motion. Different distances are considered and the graphs are visualized.

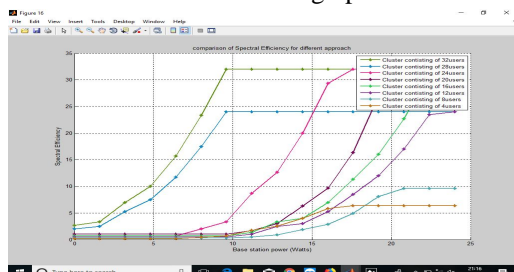


Fig 14 comparison of spectral efficiency

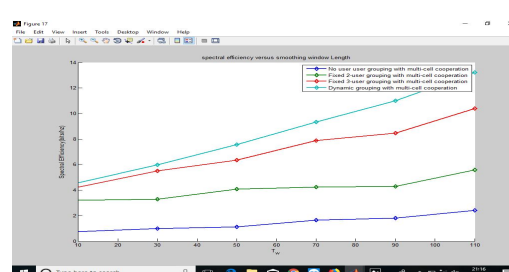


Fig 15 spectral efficiencies versus window length

Fig 14 shows that use of un-static user allocation for one number of users efficiency achieved in spectrum is more and Fig 15 shows that multi-cell corporation has more proficiency when compared to no user grouping and fixed user grouping.

IV. CONCLUSION AND FUTURE SCOPE

This project presents Un-static user gathering and algorithmic allotment of joint resources for LP-OFDMA uplink in multi-cell Multi inputs and Multi Outputs frameworks. We determined the un-static multi-cell user gathering norms and presented a novel algorithmic allotment of joint resources with multi-cell collaboration to accomplish most extreme framework general output with least mean square mistakes (MMSE) levelling and Adaptive Modulation procedures. Furthermore, to decrease the calculation many-sided quality, we present a productive algorithm called IHA_URP for arrangement of the joint assets designation issue. Re-enactment comes about exhibited that the proposed calculation achieves preferable framework output over both the conventional calculations with settled users gathering and the algorithms without multi-cell collaboration. In the current project is proposed for cellular resource allocation with minimal spectrum, to attain a maximum throughput un-static user gathering norms are been initiated with joint resource algorithm with multi cellular collaboration. Further enhancement of the current project is proposed for cellular is initiated. IHA_URP is used to reduce the computing complexity. Future enhancement of this project is to add the internal assessment for transport learning machine

V. ACKNOWLEDGMENT

I would like to thank Dr Sujatha Cyril, Associate professor , Atria Institute of Technology, for her constant support and help. My sincere thanks to anonymous reviewers for their for their valuable comments and useful suggestions

REFERENCES

- [1] H. Zhao, S. Ma, F. Liu, and Y. Tang, "A Suboptimal Multiuser Pairing Algorithm with Low Complexity for Virtual MULTI INPUTS AND MULTI OUTPUTS Systems," IEEE Trans. Veh. Tech., vol. 63, no. 7, pp. 3481-3486, Jan. 2014
- [2] J. Fan, G. Y. Li, Q. Yin, B. Peng, and X. Zhu, "Joint User Pairing and Resource Allocation for LTE Uplink Transmission," IEEE Trans. Wireless Commun., vol. 11, no. 8, pp. 2838-2847, Aug. 2012.
- [3] M. A. Ruder, D. Ding, U. L. Dang, A. V. Vasilakos, and W. H. Gerstacker, "Joint user grouping and frequency allocation for multiuser SC-FDMA transmission," Physical Communication, vol. 8, pp. 91-103, 2013.
- [4] N. Prasad, H. Zhang, H. Zhu, and S. Rangarajan, "Multi-User MULTI INPUTS AND MULTI OUTPUTS Scheduling in the Fourth Generation Cellular Uplink," IEEE Trans. Wireless Commun., vol. 12, no. 9, pp. 4272-4285, Sept. 2013.
- [5] X. F. Lu, K. Yang, W. N. Li, S. J. Qiu, and H. L. Zhang, "Joint user grouping and resource allocation for uplink virtual MULTI INPUTS AND MULTI OUTPUTS systems," Science China Information Sciences, vol. 59, pp. 1-14, 2016.
- [6] G. Nauryzbayev, E. Alsusa, "Enhanced Multiplexing Gain Using Interference Alignment Cancellation in Multi-Cell MULTI INPUTS AND MULTI OUTPUTS Networks," IEEE Trans. Inform. Theory, vol. 62, no. 1, Jan. 2016.



10.22214/IJRASET



45.98



IMPACT FACTOR:
7.129



IMPACT FACTOR:
7.429



INTERNATIONAL JOURNAL FOR RESEARCH

IN APPLIED SCIENCE & ENGINEERING TECHNOLOGY

Call : 08813907089  (24*7 Support on Whatsapp)