



# **iJRASET**

International Journal For Research in  
Applied Science and Engineering Technology



---

# **INTERNATIONAL JOURNAL FOR RESEARCH**

IN APPLIED SCIENCE & ENGINEERING TECHNOLOGY

---

**Volume: 6      Issue: VI      Month of publication: June 2018**

**DOI: <http://doi.org/10.22214/ijraset.2018.6277>**

**[www.ijraset.com](http://www.ijraset.com)**

**Call:  08813907089**

**E-mail ID: [ijraset@gmail.com](mailto:ijraset@gmail.com)**

# Some Studies on Design of RCC Silo using Matlab

Amulya Sindhe H<sup>1</sup>, Prof. Vahini M<sup>2</sup>

<sup>1</sup>P.G. Student, Department of Civil Engineering, Govt Engineering College, Devagiri, Haveri, Karnataka, India

<sup>2</sup>Assistant Professor, Department of Civil Engineering, Govt Engineering College, Devagiri, Haveri, Karnataka, India

**Abstract:** The Storage of Structure increased due to development of industrial infrastructure. To store materials like coal, wheat, sugar, cements etc. The height of containers is larger than its diameter it is termed as silo. Reinforced concrete bins are constructed to store such type of material. Hence RCC silos are widely used for storage of granular materials as they are an ideal structural material for the building of permanent bulk-storage facilities for dry granular like fillings. RCC Bin of hopper bottom type. Specified the various parameters such as diameter of bin, height of bin, properties of the material to be stored (angle of repose and density), grade of steel, grade of concrete is considered for design. This study describes a review of design of silos using Matlab. Software and by varying the H/D ratio, volume of silo with different material and density.

**Keywords:** Matlab programming, silos, tension force, storage capacity and economic design.

## I. INTRODUCTION

Structures for storage of solids those are generally called by bin. The tall structure called as silos and shallow one is bunker. If plane meets the opposite side of structure. The silos storage of bulk solids may be ground supported or elevated. Bulk storage materials are like Iron ore, Coke, gypsum, Sugar and Flour.

Rcc Silos are usually rectangular or circular in Cross section. In older days these bulk materials are stored in bags in warehouse but in now a days due to lack of space availability, loading and unloading problems this Silos are used.

Silos may be of RCC or steel by their requirement of material and cost.

For emptying and self-cleaning a number of columns are constructed through a ring beam. The bottom height is fixed for unloading of trucks. The stored solids exert pressure on the side walls during loading and unloading and position of discharging hole.

So that it is difficult to analyze the pressure. The slip form method of construction and casting of circular rcc silos has resulted in rapid construction of silos.

In the development of industries these silos plays a major role due to economic and time consumption and labour. Normally reinforced silos are 500 to 2000 tons of materials are stored. Concrete structure is progressive hardening, increase in compression strength.

## II. OBJECTIVE OF THE PROJECT

- A. To study general requirements silos loads and design criteria using IS: 4995-1974.
- B. To develop a program using Matlab.
- C. To formulate the H/D ratio in analysis for the horizontal pressure at different height.
- D. To analyze the most economical size of circular silos for various type of material by considering H/D ratio.
- E. Programming which gives the complete analysis of wall pressure at different height and for different material of different density.

## III. METHODOLOGY

Conforming to IS: 4995-1974 part I and II code design of silos by using software Matlab.2015 considering H/D ratio and volume for 125m<sup>3</sup>, 150m<sup>3</sup> and 175m<sup>3</sup>. Funnel flow and Janssen's theory is used.

- A. Volumes of silos

Table 3.1 various volumes and H/D ratio for silos

Volume for 125m <sup>3</sup>								
Sl.no	Height of cylinder (m)	Diameter of cylinder (m)	H/D Ratio	Depth of opening (m)	Diameter of opening (m)	volume of cylinder (m <sup>3</sup> )	volume of frustum cone (m <sup>3</sup> )	Total volume (m <sup>3</sup> )
1	23.3	2.6	9.0	1.19	0.5	123.72	2.59	126.31
2	21.5	2.7	8.0	1.22	0.5	123.12	2.84	125.96
3	19.8	2.81	7.0	1.25	0.5	122.81	3.13	125.94
4	17.8	2.95	6.0	1.28	0.5	121.68	3.50	125.18
5	15.8	3.13	5.0	1.31	0.5	121.59	3.99	125.58
6	13.5	3.38	4.0	1.34	0.5	121.15	4.69	125.84
7	11.15	3.7	3.0	1.37	0.5	119.90	5.67	125.57
8	8.6	4.2	2.0	1.4	0.5	119.16	7.34	126.50
Volume for 150m <sup>3</sup>								
1	24.7	2.75	9.0	1.5	0.5	146.73	3.61	150.34
2	22.9	2.85	8.0	1.65	0.5	146.11	4.24	150.35
3	21	3	7.0	1.8	0.5	148.46	5.07	153.53
4	18.7	3.14	6.0	1.95	0.5	144.83	5.97	150.80
5	16.5	3.33	5.0	2.1	0.5	143.72	7.16	150.88
6	14.15	3.58	4.0	2.15	0.5	142.45	8.37	150.83
7	11.75	3.9	3.0	2.3	0.5	140.38	10.50	150.88
8	8.75	4.45	2.0	2.45	0.5	136.11	14.31	150.41
Volume for 175m <sup>3</sup>								
1	26	2.88	9.0	2.6	0.5	169.40	6.81	176.20
2	24	3	8.0	2.7	0.5	169.67	7.61	177.28
3	21.8	3.12	7.0	2.8	0.5	166.69	8.47	175.16
4	19.7	3.3	6.0	2.9	0.5	168.52	9.72	178.24
5	17.3	3.48	5.0	3	0.5	164.57	11.09	175.66
6	15	3.72	4.0	3.1	0.5	163.05	12.96	176.01
7	12.1	4.1	3.0	3.2	0.5	159.77	16.03	175.80
8	9.1	4.65	2.0	3.3	0.5	154.56	20.93	175.49

#### IV. ANALYSIS AND RESULTS

##### A. Variation of Horizontal Pressure at Different Height for Various Materials Stored

Maximum horizontal pressure is obtained for Iron ore and minimum for coke and flour

##### A. Iron ore

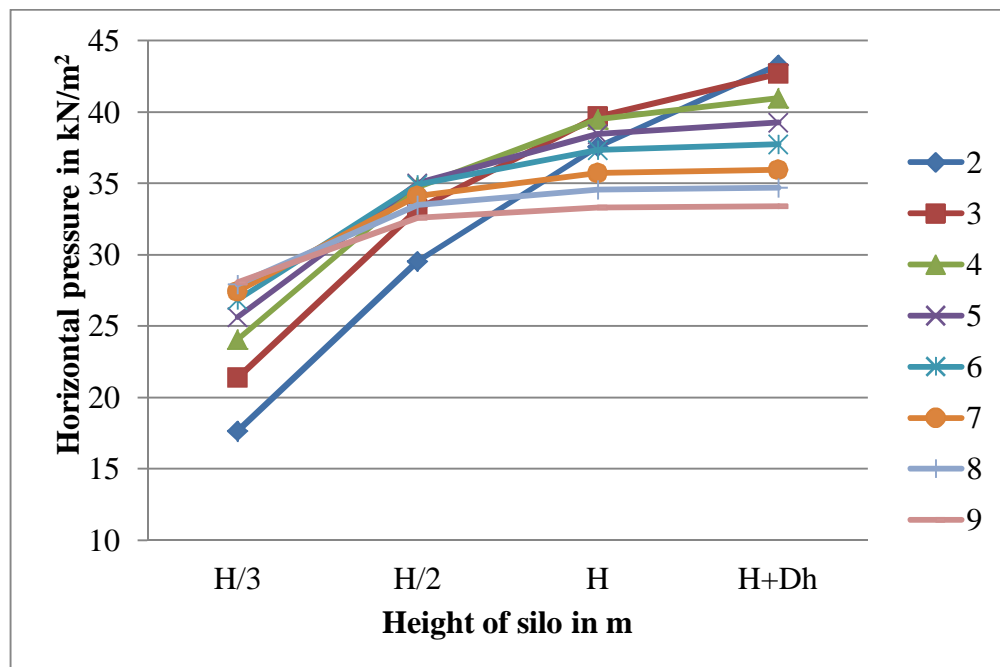


Fig 4.1 Maximum horizontal pressure for iron ore of volume  $175\text{m}^3$

The fig 4.1 shows that variation of horizontal pressure for different H/D ratios. Material iron ore having less horizontal pressure at an H/D ratio 9 is  $33.38\text{kN/m}^2$  and more horizontal pressure H/D ratio of 2 is  $43.3\text{kN/m}^2$ .

Coke

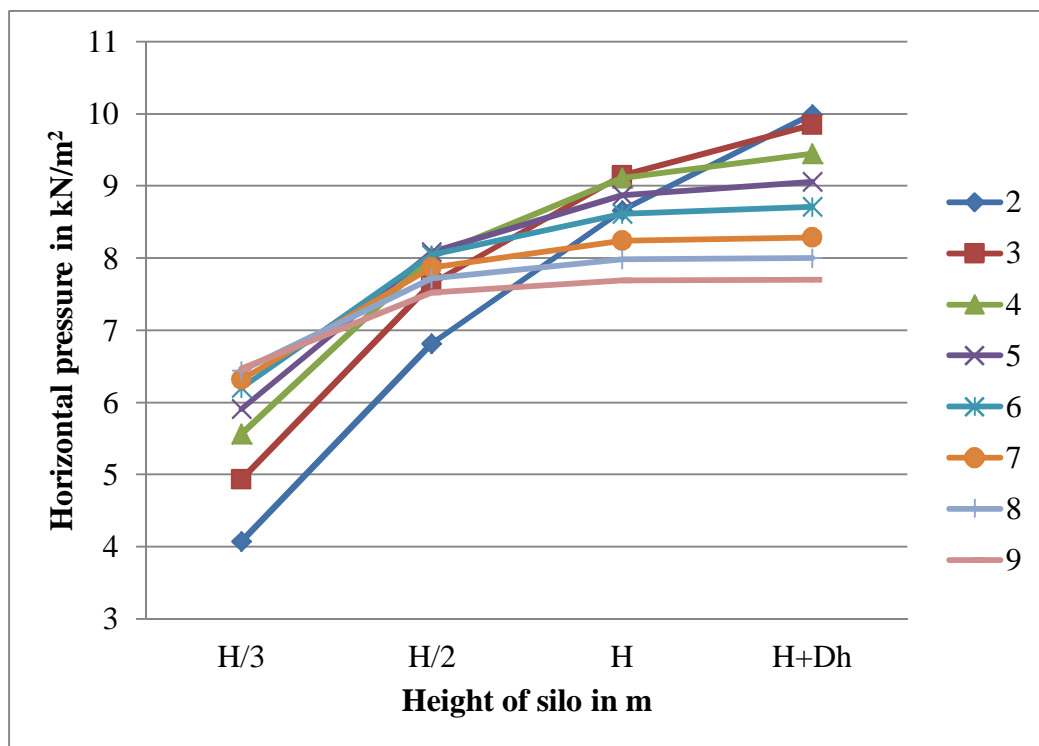


Fig 4.2 Minimum horizontal pressure for coke of volume  $175\text{m}^3$

The fig 4.2 shows that variation of horizontal pressure for different H/D ratios. Material coke having less horizontal pressure at an H/D ratio 9 is  $7.7\text{kN/m}^2$  and more horizontal pressure H/D ratio of 2 is  $9.99\text{kN/m}^2$

### B. Maximum Hoop Tension Force for Different Volume and Materials

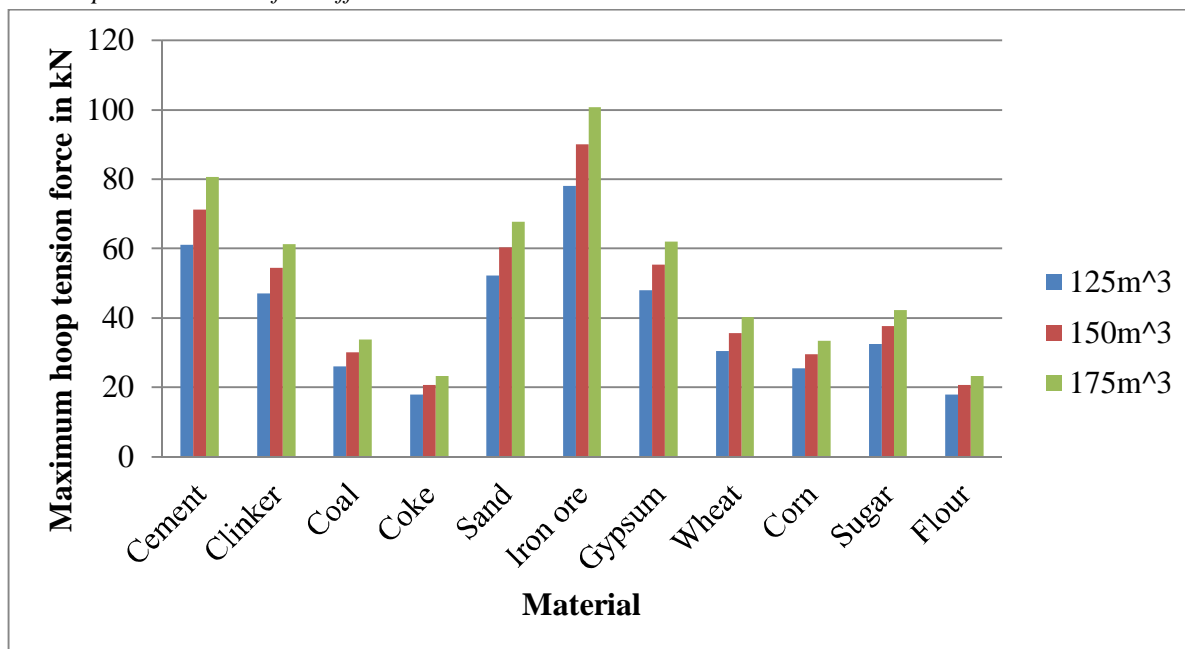


Fig 4.3: Maximum hoop tension force for various material and volume of silo

The fig 4.3 shows it directly the variation of maximum hoop tension force for different material of different density but having same H/D Ratio. The material iron ore having more hoop tension force as compare to other material and coke and flour having less hoop tension force, for different volume is observed.

### C. Storage Capacity of Silos for Different Material Stored

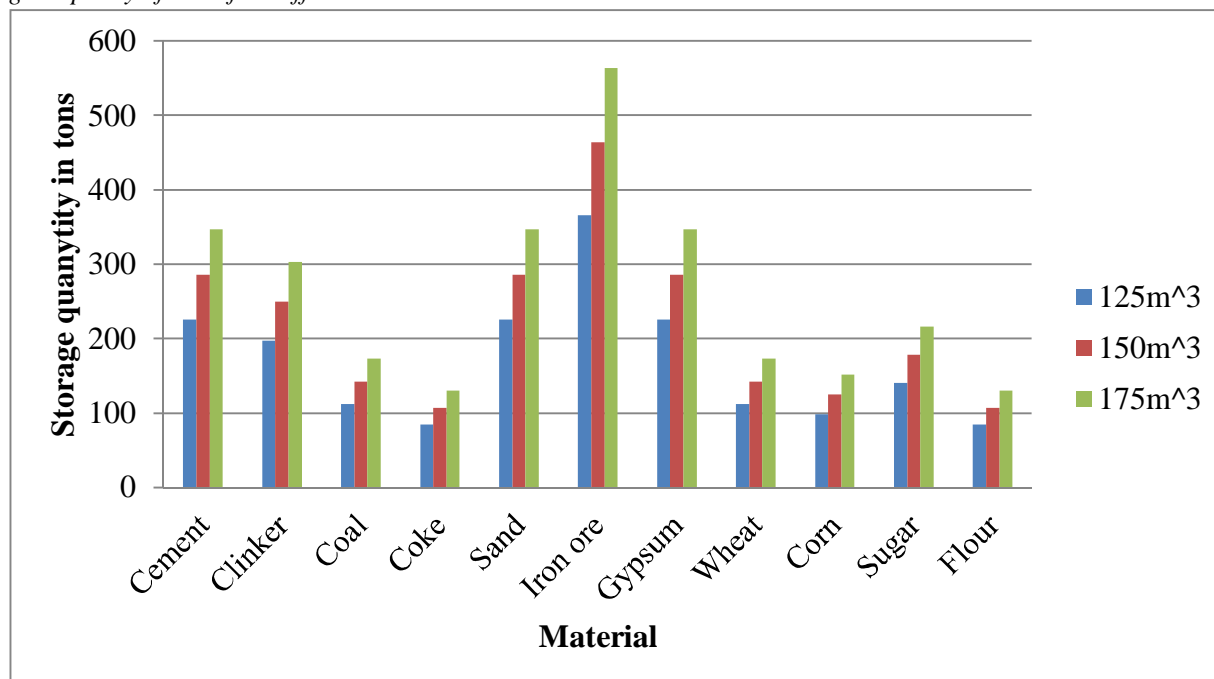


Fig 4.4: Storage quantity of various volumes of silos for different material stored

The fig 4.4 shows it directly the fixed volumes of silos storage capacity for iron ore is maximum storage capacity due to high density and coke and flour having less storage capacity, for different volume is observed

#### D. Cost of construction Materials of Silo

Table 4.2: Cost of construction materials for different volume of silo

H/D Ratio	volume of concrete	Concrete rate per m <sup>3</sup>	Amount for concrete	weight of steel in kg	Steel rate per kg	Amount for steel	Total cost (lakh)
125m <sup>3</sup>							
9	23.50	7692.00	180764.52	418.83	52.00	21779.16	2.02
8	22.91	7692.00	176241.81	408.72	52.00	21253.44	1.97
7	22.40	7692.00	172289.51	396.56	52.00	20621.12	1.92
6	21.72	7692.00	167080.00	387.85	52.00	20168.2	1.87
5	21.19	7692.00	162990.14	376.73	52.00	19589.96	1.82
4	20.61	7692.00	158541.31	354.97	52.00	18458.44	1.77
3	20.11	7692.00	154649.57	340.44	52.00	17702.88	1.72
2	20.02	7692.00	154013.59	325.88	52.00	16945.76	1.71
150m <sup>3</sup>							
9	27.11	7692.00	208567.68	471.38	52.00	24511.76	2.33
8	26.85	7692.00	206562.92	460.65	52.00	23953.8	2.30
7	26.95	7692.00	207299.46	448.98	52.00	23346.96	2.30
6	26.40	7692.00	203047.55	438.26	52.00	22789.52	2.25
5	26.31	7692.00	202411.30	422.59	52.00	21974.68	2.24
4	26.08	7692.00	200594.36	404.42	52.00	21029.84	2.21
3	26.56	7692.00	204277.04	391.87	52.00	20377.24	2.24
2	28.01	7692.00	215418.64	374.68	52.00	19483.36	2.34
175m <sup>3</sup>							
9	32.76	7692.00	252028.09	528.74	52.00	27494.48	2.79
8	32.61	7692.00	250849.27	516.04	52.00	26834.08	2.77
7	32.13	7692.00	247139.27	505.03	52.00	26261.56	2.73
6	32.38	7692.00	249072.76	497.65	52.00	25877.8	2.74
5	32.11	7692.00	246996.80	469.09	52.00	24392.68	2.71
4	32.49	7692.00	249894.63	460.7	52.00	23956.4	2.73
3	33.44	7692.00	257245.15	436.76	52.00	22711.52	2.79
2	35.84	7692.00	275649.41	419.08	52.00	21792.16	2.97



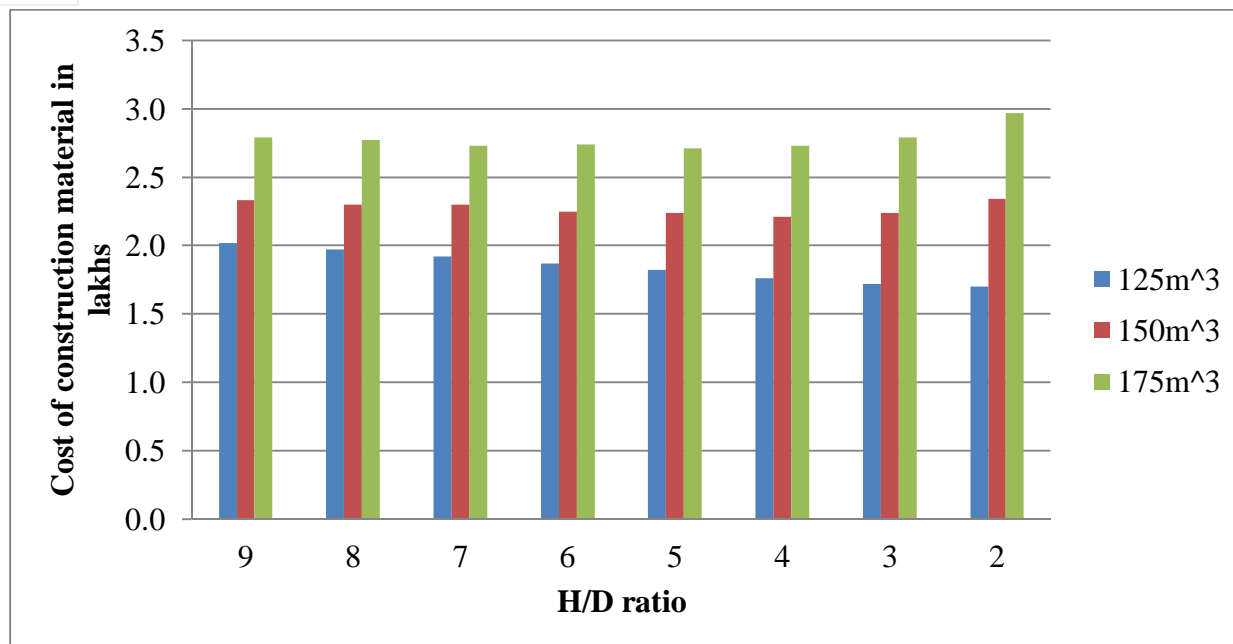


Fig 4.5 Cost comparison of silos with various H/D Ratio and volumes

Fig 4.5 shows the variation of cost of construction materials. Minimum cost of 1.71 lakh is observed for H/D ratio of 2 for 125m<sup>3</sup>. Minimum cost of 2.21 Lakh is observed for H/D ratio of 4 for 150m<sup>3</sup>. Minimum cost of 2.71 Lakh is observed for H/D ratio of 5 for 175m<sup>3</sup>.

#### E. Optimum Section

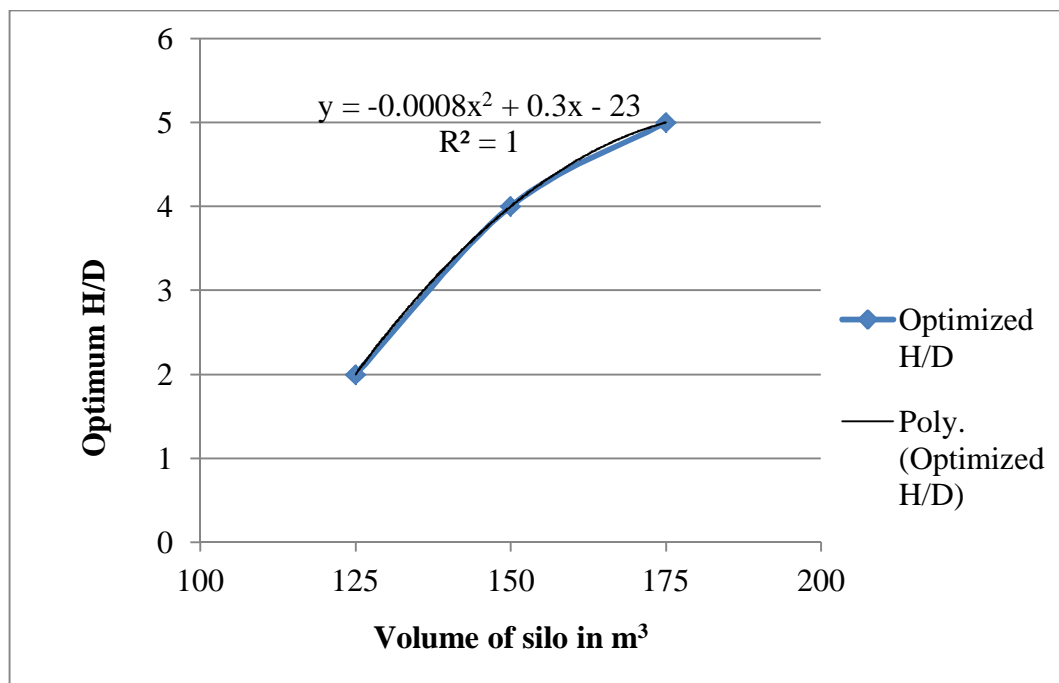


Fig 4.6: Optimum section for different volume

$$H/D_{Opt} = -0.0008V^2 + 0.3V - 23 \quad \dots\dots\dots 4.1$$

Table 5.39 shows values of optimum H/D ratios for different volume of silos using equation 4.1, which can be used as ready reference for obtaining optimum H/D value for any volume of silo.

Table 4.3: Optimum H/D ratio for different volume of silo

Sl.No	Volume in $m^3$	Optimum H/D Ratio
1	125	2
2	130	2.48
3	135	2.92
4	140	3.32
5	145	3.68
6	150	4
7	155	4.28
8	160	4.52
9	165	4.72
10	170	4.88
11	175	5

#### IV. CONCLUSION

- A. As the H/D ratio increases, hoop tension at the bottom of silo reduces.
- B. Horizontal pressure on silo at different heights increases as height of the silo increases.
- C. Maximum tension force is exerted on silo when the storage material is iron ore and minimum tension force is exerted on silo for storing coke and flour.
- D. For a fixed volume of silo, storage capacity for iron ore is maximum and that for coke and flour in minimum
- E. An optimum H/D ratio for  $125m^3$  is 2, for  $150m^3$  is 4 and for  $175m^3$  is 5.
- F. Equation 4.1 which can be used for obtaining optimum H/D value for any volume of silo.

#### REFERENCES

- [1] Sagar K. Kothiya, Hiten L.Kheni and Jas min Gadhiya. "A review on parametric study on design of silo", International Journal of Advance Engineering and Research Development, Volume 2, Issue 3, ISSN: 2348-6406, March -2015
- [2] Dharmendra H. Pambhar and Prof. Shraddha R. Vaniya. "Design and Analysis of Circular Silo (R.C.C) For Storing Bulk Material", International Journal of Advance Research in Engineering, Science & Technology, volume 2, Issue 5 ISSN: 2394-2444, 2015
- [3] K. Sachindanandam and B. Jose Ravindra Raj. "Behavior of Silos and Bunkers", International Journal of Innovative Research in Science, Engineering & Technology, volume 5, Issue 3, ISSN: 2347-6710, March 2016
- [4] Dr.Amit Bijon Dutta. "Review of Structural Considerations Due To Load Development in Silo Design", International Journal of Engineering Research and General Science, Volume 4, Issue 2, ISSN 2091-2730, March-April, 201
- [5] Afzal Ansari, Kashif Armaghan and Sachin S. Kulkarni. "Design and Optimization of Rcc Silos", International Journal of Research in applied science and Engineering technology, volume 4, Issue 6, ISSN: 2321-9653, June 2016.
- [6] Amol Shroff, UlkeshSolanki, Prashant Waghmare, Tejas Kulkarni and K.P. Agte. "Designing of Silo in Batching System", International Journal of Emerging Engineering Research and Technology, Volume 3, Issue 3, ISSN 2349-4395, March 2015, PP 6-12
- [7] Krishna Raju N. "Advanced Reinforced Concrete Design", 2<sup>nd</sup> edition, CBS Publishers and Distributors (P) Ltd.2005
- [8] Dr.B.C.Punmia, Ashok Kumar Jain and Arun Kumar Jain. "Reinforced Concrete Structure (R.C.C Design)", Laxmi publications, India, 2006
- [9] 4995- 1974 (Part 1) "General requirements and assessment of bin loads
- [10] IS 4995- 1974 (Part 2) "Criteria for design of reinforced concrete bins for storage of granular and powdery materials"





10.22214/IJRASET



45.98



IMPACT FACTOR:  
7.129



IMPACT FACTOR:  
7.429



# INTERNATIONAL JOURNAL FOR RESEARCH

IN APPLIED SCIENCE & ENGINEERING TECHNOLOGY

Call : 08813907089  (24\*7 Support on Whatsapp)