

Electric Power Generation Using Refrigeration Waste Heat

P. Mohan Kumar¹, I. Kathiravan², G. Aadhithyan³, C. Prabu⁴, N. Bharath⁵

¹Assistant Professor, Jayalakshmi Institute of Technology, Dharmapuri, Tamilnadu-636352, India.

^{2,3,4,5}UG Students, Department of Mechanical Engineering, Jayalakshmi Institute of Technology, Dharmapuri, Tamilnadu-636352, India.

Abstract: Electricity is most important one of the human life and industries. But the available energy is very less. Today the demand of energy is increasing tremendously, but available energy lacks in supply. This problem is overcome by this project. In this paper the main stress is given on energy conservation by using technique of utilizing waste heat from Refrigerator/Air conditioning system. The refrigeration system always tends to produce an excess of low temperature heat which is commonly referred to as “waste heat”. In this heat which is lost to the environment, however, may be recovered to a certain extent and reused to our advantage instead. A possible way of reutilization of the wasted energy has been thought of. The device which are capable for converts this heat into useful form like electricity. The mechanism and design such a device, which is connected to the refrigeration system, it utilize the waste heat for generation of electricity has been done. In this case, we have considered the waste heat is a heat source and the principle of thermoelectricity has been used.

Keywords: energy conservation, refrigeration system, thermoelectricity, waste heat.

I. INTRODUCTION

Energy is a basic requirement for the existence and development of human life. Waste heat recovery and utilization is the process of capturing and reusing waste heat for a useful purpose. Waste heat which is rejected from a process at a temperature enough high above the ambient temperature permits the recovery of energy [8]. From the research found out that by amount of electrical energy is found from domestic refrigerator and the hot case can be saved. We found recovery of heat from the condenser reduces the heat load to surrounding and makes surrounding comfortable from the research [16]. By using the method of energy conservation can improves the thermal efficiency of the system should be obtained from the research [18]. From the research paper [1], the pyroelectric waste heat should be produced from the waste heat conduction. In this paper authors have investigated and proved the electricity produced from refrigeration waste heat with the aid of thermoelectric generator. The thermoelectric generator is the solid state device which is made up of P and N type semiconducting materials.

II. Flow chart

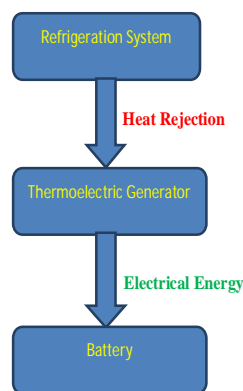


Fig 1: waste heat recovery system

This shows the basic flow of energy conservation. The heat from the refrigeration system (condenser) is fed directly into the

International Journal for Research in Applied Science & Engineering Technology (IJRASET)

thermoelectric generator. And this thermoelectric generator directly converts the heat energy to electrical energy. This electrical energy is stored into the battery.

III. THE MAIN COMPONENTS ARE

Compressor, Condenser, Expansion valve, Evaporator, Thermoelectric Generator, Battery

Compressor requires work, W . The work is supplied to the system. Condenser which reduce the temperature of a system and emits the heat. There is no exchange of heat during throttling process through the expansion valve as this process occurs at constant enthalpy. Thermoelectric generator is governed by simple solid state devices called thermoelectric power generators which are capable of conversion of heat energy into electrical energy. Thermoelectric generators convert heat into electricity through the Seebeck effect. However, thermoelectric generators have lower efficiency when compared to many other power generation devices. The generated electrical energy stored by the battery.

A. Experimental setup

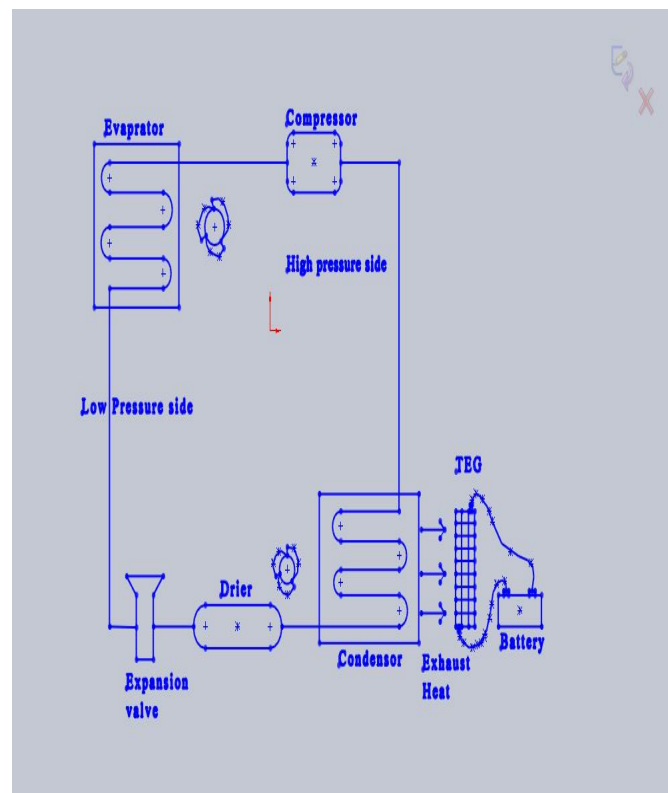


Fig2: Refrigeration system with Thermoelectric Generator

IV. WORKING PRINCIPLE

Thermoelectric power generation is mainly based on “Seebeck effect” discovered by Thomas Seebeck. When a temperature difference is applied between the two junctions of two dissimilar metals, a voltage is generated which is called the Seebeck Voltage and this phenomenon is the guiding principle behind thermoelectric power generation. Two dissimilar metals maintained at different temperature, when connected by a wire, will produce potential difference. The working diagram of refrigeration system with TEG (thermoelectric Generator) is shown below.

International Journal for Research in Applied Science & Engineering Technology (IJRASET)




Fig 3: Experimental setup (front view)



Fig 4: Experimental setup (top view)

V. MATHEMATICAL MODELING

7 ton refrigeration plant uses R12 refrigerant. It enters the compressor at -5°C as saturated vapour. Condensation takes place at 50°C and there is no under cooling.

From P-H and T-S Diagram

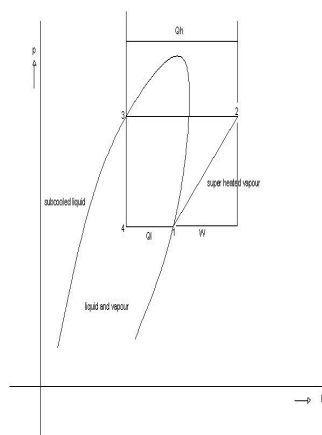


Fig5: p-h Diagram

International Journal for Research in Applied Science & Engineering Technology (IJRASET)

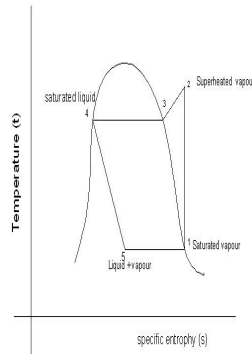


Fig6: T-S Diagram

At point 1 [dry], $T_1 = -5^{\circ}\text{C}$, pressure $p_1 = 12.19\text{ bar}$, enthalpy $h_1 = h_g = 187.397\text{ KJ/Kg}$.

At point 2 [superheated], $T_2 = 50^{\circ}\text{C}$, pressure $p_2 = 0.086\text{ bar}$, enthalpy $h_2 = 210\text{ KJ/Kg}$.

At point 3 [liquid] enthalpy $h_3 = h_f = 84.686\text{ KJ/Kg}$.

Coefficient of Performance

$$= (h_1 - h_4) / (h_2 - h_1).$$

$$= (187.397 - 84.686) / (210 - 187.397)$$

$$\text{COP} = 4.54.$$

Work done = (Refrigeration Effect / COP)

$$= 24.5 / 4.54$$

$$W = 5.4\text{ KW}.$$

Heat rejected to the Condenser

$$q_1 = w + q_2$$

$$= 5.4 + 24.5$$

$$Q_1 = 29.9\text{ KW}.$$

Power generated,

$$P_{\text{out}} = \eta Q_{\text{in}}.$$

Where,

η - Thermal efficiency

P_{out} - measured power output of the device (watts)

International Journal for Research in Applied Science & Engineering Technology (IJRASET)

Q_{in} -measured input heat to the device (watts).

Power generated,

$$\begin{aligned} P_{out} &= \eta Q_{in} \\ &= 0.0221 \times 29.9 \\ &= 0.66 \text{ KW.} \end{aligned}$$

VI. RESULT AND ANALYSIS

By using this 7 ton capacity refrigerator, 30% of waste heat is recovered by the condenser side and this waste heat is fed into the face of thermo electric generator and the potential energy is gained. This potential energy is converted into the form of 0.66 KW of electrical energy. The following graph is plotted between the Tons of refrigerator and the Power produced by using this system.

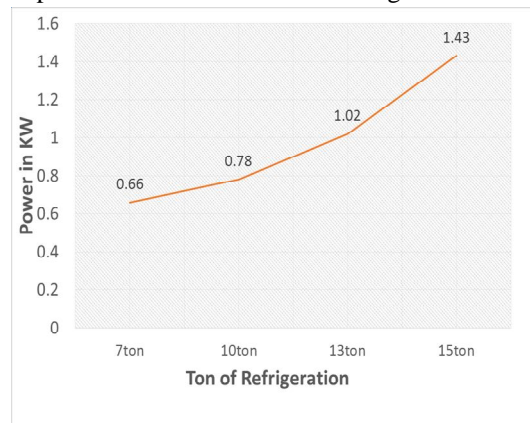


Fig 7: Performance Graph

VII. CONCLUSION

The result has identified that there are large potentials of energy saving through waste heat recovery system. It is an excellent method to conserve the waste heat. It is made to recover the waste heat from 7 ton refrigerator used for cold storage purpose. The waste heat recovery increasing the thermal efficiency of the system and reduces the green house gases damped to the environment. In this waste heat recovery system the exhaust temperature is converted into the electrical power. This waste heat recovery system can be suitable for medium and large food processing cold storage units.

VIII. ACKNOWLEDGEMENT

The author(s) great fully acknowledged the technical support provided by the Research Centre, Department of Mechanical Engineering, Jayalakshmi Institute of Technology, Thoppur-636352, India.

REFERENCES

- [1] Felixy. Lee, Ashconavid, Laurent pilon: "Pyroelectric waste heat energy harvesting using heat conduction", Applied Thermal Engineering 37 (2012), 30-37.
- [2] Sreejith K., Sushmitha. S, Vipindas: "Experimental Investigation of a Household Refrigerator Using Air-cooled and water-cooled Condenser", IJEAS, ISSN: 2250-4721, June 2014.
- [3] R. Saidur, M. Rezaei, W.K. Muzammil, M.H. Hassan, S.Paria: "Technologies to recover exhaust Heat from internal combustion engines", RSER 16 (2012) 5649-5659.
- [4] BaleshwarKumar Singh, Dr. Nitin Shrivatsava: "Exhaust Gas Heat Recovery for C.I Engines Review", IJESRT, ISSN: 2277-9655, November, 2014.

International Journal for Research in Applied Science & Engineering Technology (IJRASET)

- [5] Ashish Dubey, D.S. Darunde: "Exhaust Gas Heat Recovery for I.C Engine IJMETMR, ISSN: 2348-4845, Feb, 2014.
- [6] S.C.Walawade, B.R. Barve, and P.R. Kulkarni: "Design and Development of Waste Heat Recovery System for Domestic Refrigerator", IOSR-JMCE, ISSN: 2278-1684, PP: 28-32.
- [7] J.S.Jadhao, D.G.Thombare: "Review on Exhaust Gas Heat Recovery for I.C Engine", IJEIT, ISSN: 2277-3754, June 2013.
- [8] Baskar P , Seralathan S , Dipin D , Thangavel S , Francis I J , Arnold C : "Experimental Analysis of Thermoelectric Waste Heat Recovery system Retrofitted to Two Stroke Petrol Engine", IJAME, ISSN : 2250-3234, PP : 9-14 , November 2014.
- [9] Bahram Saadaftehr, Reza Fakhrai and Torsten Fransson: "Waste Heat Recovery Organic Rankine cycles in Sustainable energy conversions: A state of the art review", JMES, 2013.
- [10] Rakesh Jain, Devendra Dantotiya, and Abhishek Jain: "Performance Improvement of a Boiler through Waste Heat Recovery from an Air Conditioning Unit", IJRSET, ISSN: 2319-8753, 2013.
- [11] Abhilash Pathania, Dalgobind Mahto: "Recovery of Engine Waste Heat for Reutilization in Air Conditioning Systems in an Automobiles - An Investigations", GLOBAL JOURNALS, January 2012, ISSN: 2249-4596.
- [12] J.S. Jadhao, D.G. Thombare: "Review on Exhaust Gas Heat Recovery for I.C Engine", IJEIT, ISSN: 2277-3754, June 2013.
- [13] Douglas T.Reindl, Todd B.Jekel:"Heat recovery in Industrial Refrigeration", ASHRAE JOURNAL, August 2007.
- [14] ZulfiquarKhattak, Jamil Ahmad Khan, Aasar Ahmad, Sifatshah: "Co-Generation of Power through Waste Heat Recovery", IERI, ICFEPES 2012.
- [15] S.L.Nadaf, P.B.Gangavati:"A Review on Waste Heat Recovery and Utilization from Diesel Engines", IJAET, ISSN 0976- 3945, JAN 2014.
- [16] Y.A.Patil, H.M.Dange: "Improving the Performance of Household Refrigerator by Recovering Heat from the Condenser", IJSR, ISSN 2319-7064, JUNE 2013.
- [17] Yoshirioichiki, KeiichiShiraishi, Takayuki Kanaboshi: "Development of Super waste heat Recovery System for Marine Diesel Engines", MITSUBISHI REVIEW, vol. 48.
- [18] Alpesh V. Mehta, Rajdevsinh K. Gohil, Jaydeepkumar P. Bavarva: "Waste Heat Recovery Using Stirling Engine", IJAET, E-ISSN 0976-3945, March-2012.
- [19] MukeshRathore, Manoj kumarSain, Dr. V.K. Gorana: "Design and Development Of Low Cost I.C. Engine Based Waste Heat Recovery System", IJAETA, ISSN 2250-2459, ISO 9001:2008 Certified Journal, May-2013.
- [20] R. Cipollone, D. Di Battista, and A. Gualtieri: "Turbo Compound System To Recover Energy in ICE", IJEIT, Volume 3.
- [21] M. Joseph Stalin, S. Mathana Krishnan, and G. VinothKumar: "Efficient Usage of Waste Heat from Air Conditioner", IJAET, ISSN: 2231-1963, July-2012.
- [22] Joseph Stalin, Barath, Gokula Manikandan: "Air Conditioning Using Waste Heat and Solar Energy with Phase Change Materials", ScienceDirect, Energy Procedia 52 (2014) 579 – 587.
- [23] SamehAlsaqoor, Khaled S. Alqadah: "Performance of A Refrigeration Absorption Cycle Driven By Different Power Sources", Scientific Research, Smart Grid and Renewable Energy, 2014, 5, 161-169
- [24] R.B. Lokapure1, J.D.Joshi2 Waste Heat Recovery through Air Conditioning System. International Journal of Engineering Research and Development. E-ISSN: 2278-067X, p-ISSN: 2278-800X, Volume 5, Issue 3 (December 2012), PP. 87-92
- [25] Dr. Steven O'Halloran, & Mr. Matthew Rodrigues, Power and Efficiency Measurement in a Thermoelectric Generator. AC 2012-3976: International Journal of Engineering Research and Development
- [26] José Rui Camargo and Maria Claudia Principles of Direct Thermoelectric Conversion. International Journal of Thermal Science, Vol.41, No.1, (January 2002), pp. (95-99), 1290-0729.
- [27] K.T. Zorbas, E. Hatzikranielis, and K.M. Paraskevopoulos. Aristotle University of Thessaloniki, 54124 Thessaloniki, Greece. Power and Efficiency Calculation in Commercial TEG and Application in Wasted Heat Recovery in Automobile Proc. 7th European Workshop on Thermo electrics, Pamplona, Spain 2002, p 17.