



iJRASET

International Journal For Research in
Applied Science and Engineering Technology



INTERNATIONAL JOURNAL FOR RESEARCH

IN APPLIED SCIENCE & ENGINEERING TECHNOLOGY

Volume: 7 Issue: III Month of publication: March 2019

DOI: <http://doi.org/10.22214/ijraset.2019.3357>

www.ijraset.com

Call:  08813907089

E-mail ID: ijraset@gmail.com

Proposed Paper about Mobile Secured Accessibility Control System using Android

Hemalatha S¹, Sathya A², Shakila R³, Shruthi C⁴

¹Professor, ^{2,3}Final year, Department of Computer Science, Panimalar Institute of Technology

Abstract: *Versatile clients are progressively getting to be focuses of malware diseases and tricks. So as to control such assaults begin. Despite the fact that the first applications may not be the malevolent, a deliberate static examination strategy to discover advertisement libraries insert in applications and dynamic investigation technique comprising of three segments identified with activating web joins, recognizing malware and sweep battles, and deciding the provenance of such crusades achieving the client. In the procedure, we convey android based application to screen and confirm the consent of the Android application use in our cell phones. We send our very own application for Android Messaging and voice calling framework to limit the portable SMS and calling framework. We additionally relegate a different way to exchange all the imperative Image and Videos records to an organizer, so that even the allowed application can't get to these envelopes.*

Keywords: *web joins, sweep battles, Malware Diseases.*

I. INTRODUCTION

Android is the transcendent portable working framework with about 80% overall piece of the pie as indicated by the investigation by International Data Corporation[1]and Gartner[2]. In the course of the most recent five years, the Android world has been changing drastically with more highlights included, and progressively touchy activities (e.g., managing an account and wallet) getting to be prominent on cell phones. Alongside the Android stage's prevalence, the Android malware has been developing too, with additional complex rationale and hostile to investigation methods. In the meantime, Android likewise best among versatile working framework as far as malware diseases [3]. Some portion of the explanation behind this is the open idea of the Android biological community, which licenses clients to introduce applications for unconfirmed sources. This implies clients can introduce applications from outsider application stores that experience no manual survey or trustworthiness infringement. This prompts simple proliferation of malware. Moreover, industry specialists are revealing [4] that a few tricks which customarily target work area clients, for example, ransom ware and phishing are likewise making strides on cell phones. So as to check Android malware and tricks, it is vital to see how assailants achieve clients. While a lot of research exertion has been spent examining the vindictive applications themselves, a critical, yet unexplored vector of malware spread is considerate, real applications that lead clients to sites facilitating malevolent applications. We consider this the application web interface. At times this happens through web joins installed straightforwardly in applications, yet in different cases the noxious connections are visited by means of the points of arrival of commercials originating from promotion systems. An answer coordinated towards breaking down and understanding this malware engendering vector will have three parts: activating (or investigating) the application UI and following any reachable web joins; discovery of vindictive substance; and gathering provenance data, i.e., how malevolent substance was come to. There has been some related research with regards to Web to ponder supposed advertising or noxious publicizing [5], [6]. The setting of the issue here is more extensive and the issue itself requires distinctive answers for activating and discovery to manage viewpoints explicit to portable stages, (for example, entangled UI and Trojans being the essential sorts of malware). So as to more readily dissect and comprehend assaults through application web interfaces, we have built up an examination system to investigate web joins reachable from an application and distinguish any malevolent action. We powerfully examine applications by practicing their UI consequently and visiting and recording any web connects that are activated. We have utilized this structure to examine 600,000 applications, assembling about 1.5 million URLs, which we at that point additionally broke down utilizing built up URL boycotts and hostile to infection systems to recognize malevolent sites and applications that are downloadable from such sites. We have to make reference to that we couldn't trigger advertisements or connections in around 5/sixth of the applications. Note that numerous applications don't have any advertisement libraries (we can statically check for this) yet at the same time must be kept running as there might be different sorts of connections present. To give a model, for a keep running of 200K applications in China, we got 400K chains with 770K URLs. Be that as it may, there are just 30K special applications and 180K remarkable URLs. Alternate applications either don't have any promotions or joins or, at times, we might not have possessed the capacity to trigger those advertisements or connections.

The greatest danger to the maintainability of the android biological community is advertisement misrepresentation, where a knave's code gets promotions without showing them to the client. Promotion extortion has been broadly considered with regards to web publicizing yet has gone to a great extent unstudied with regards to portable advertising. We venture out examination misrepresentation and other unfortunate conduct in portable promoting. In the first place, we distinguish interesting attributes of versatile advertisement extortion. On Android, whenever at most one application is running in the frontal area, where the application has a UI. Our first perception is that when an application brings promotions while it is out of sight, this is the best bet fake, in light of the fact that the application engineer gets acknowledgment for this promotion impression without showing it to the user.1 Our second perception is that when an application clicks a promotion without client collaboration, it is certainly deceitful.

II. PROPOSED SYSTEM

A methodical static examination philosophy to discover advertisement libraries install in applications and dynamic investigation approach comprising of three parts identified with activating web joins, identifying malware and sweep battles, and deciding the provenance of such crusades achieving the client.

III. ARCHITECTURE DIAGRAM

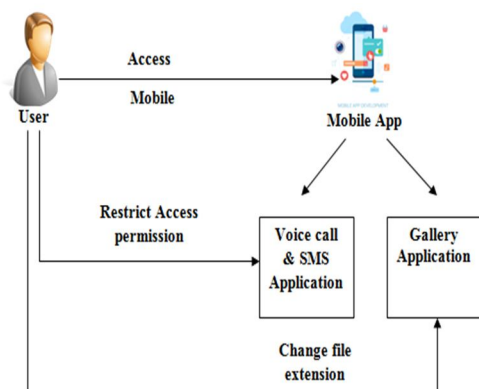


Figure 3.2: architecture for mobile secured accessibility control system.

IV. DIAGRAMS

A. Usecase Diagram

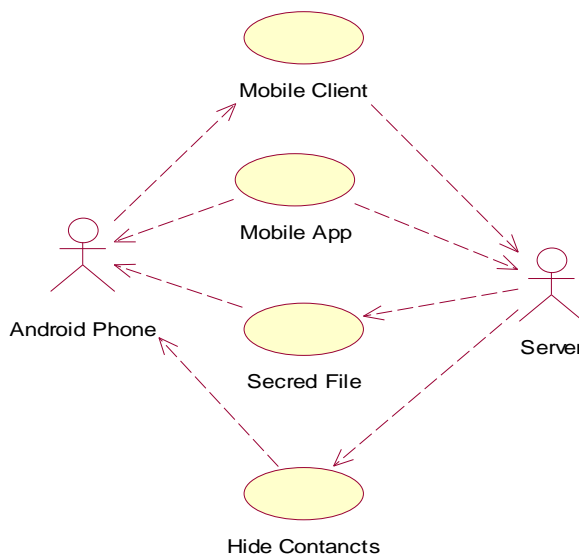


Figure 4.1: usecase diagram for mobile secure accessibility control system

A use case could be a list of steps that outline interaction between AN actor (a human United Nations agency interacts with the system or AN external system) and therefore the system itself. Use case diagrams depict the specifications of a use case and model the purposeful units of a system.

These diagrams facilitate development groups perceive the wants of their system, together with the role of human interaction in that and therefore the variations between varied use cases.

A use case diagram would possibly show all use cases of the system, or simply one cluster of use cases with similar practicality.

- 1) To begin a use case diagram, add an oval shape to the center of the drawing.
- 2) Type the name of the use case inside the oval.
- 3) Represent actors with a stick figure near the diagram, then use lines to model relationships between actors and use cases.

B. Class Diagram

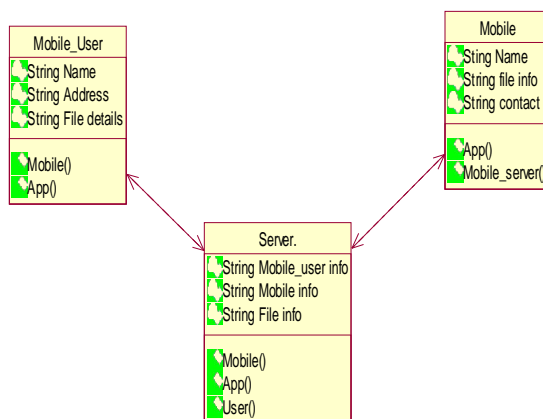


Figure 4.2: class diagram for mobile secure accessibility control system.

Class diagram speak to the static structures of a framework, just as its classifications, qualities, tasks, and articles.

A class chart will indicate process data or structure data inside the sort of execution classifications and coherent classifications, severally.

There might be cover between these two gatherings.

- 1) Classes are spoken to with a rectangular shape that is part into thirds. The best area shows the classification name, while the center segment contains the class' properties. The base area alternatives the classification activities (likewise alluded to as techniques).
- 2) Add class shapes to your class graph to demonstrate the connection between those articles. You may need to include subclasses, also.
- 3) Use lines to speak to affiliation, legacy, variety, and different connections among classes and subclasses.

C. Sequence Diagram

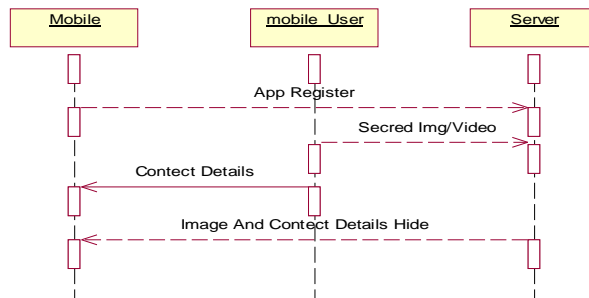


Figure 4.3: sequence diagram for mobile secure accessibility control system.

Sequence diagram, otherwise called occasion outlines or occasion situations, represent how forms associate with one another by appearing between changed items in an arrangement. These outlines have two measurements: vertical and flat. The vertical lines demonstrate the grouping of messages and bring in sequential request, and the level components show object occasions where the messages are transferred.

- 1) To make an arrangement graph, compose the class occurrence name and class name in a rectangular box.
- 2) Draw lines between class examples to speak to the sender and collector of messages.
- 3) Use strong pointed stones to symbolize synchronuous messages, open sharpened stones for offbeat messages, and dashed lines for answer messages.

D. Collaboration Diagram

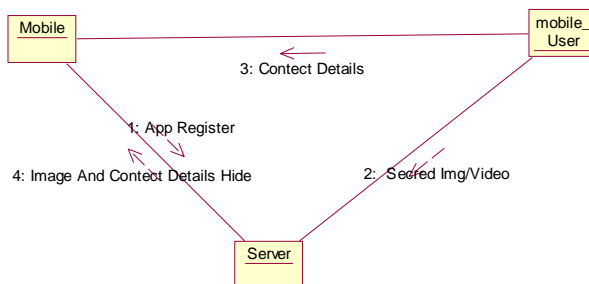


Figure 4.4: Collaboration Diagram for mobile secure accessibility control system.

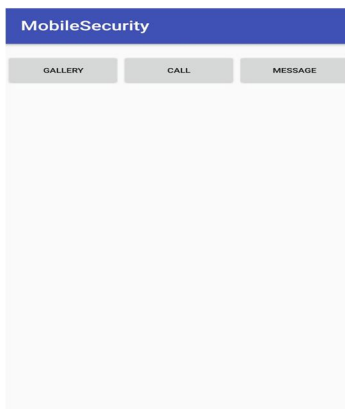
Communication diagram offer advantages like succession graphs, yet they will offer a superior comprehension of how segments impart and cooperate with one another as opposed to exclusively underlining the grouping of occasions. They can be a valuable reference for organizations, associations, and designers who need to picture and comprehend the physical interchanges inside a program. Have a go at attracting an arrangement chart to:

- 1) Model the rationale of a modern system, capacity, or task.
- 2) Identify how directions are sent and got between articles or parts of a procedure.
- 3) Visualize the outcomes of explicit collaborations between different parts in a procedure.
- 4) Plan and comprehend the point by point usefulness of a current or future situation.

V. MODULES

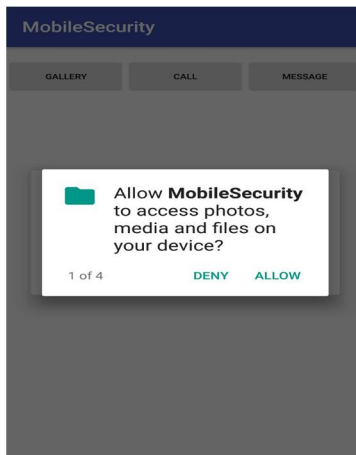
A. Android Deployment

Mobile Client is an Android application which created and installed in the User's Android Mobile Phone. So that we can perform the activities. The Application First Page Consist of the User registration Process. We'll create the User Login Page by Button and Text Field Class in the Android. While creating the Android Application, we have to design the page by dragging the tools like Button, Text field, and Radio Button. Once we designed the page we have to write the codes for each. Once we create the full mobile application, It will generated as Android Platform Kit (APK) file. This APK file will be installed in the User's Mobile Phone an Application.



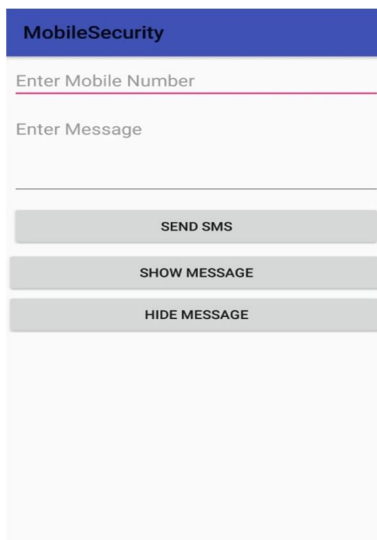
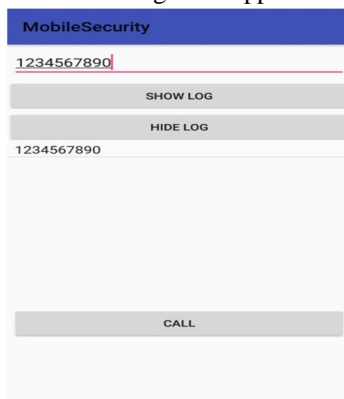
B. Server

The Server is Server Application which is used to communicate with the Mobile Clients. The Server Application can be created using Java Programming Languages. The Server will monitor the Mobile Client's accessing information and Respond to Client's Requested Information. The Server will not allow the Unauthorized User from entering into the Network. So that we can provide the network from illegitimate user's activities.



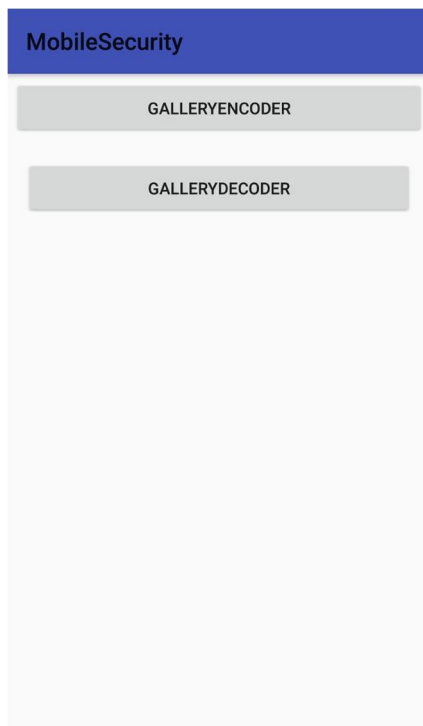
C. App for SMS and calls

Now a days more numbers apps area there to send the messages , but when we talk about security , those applications are trustless. So , here we implement an application for call and SMS. Through this application the messages will be more secure



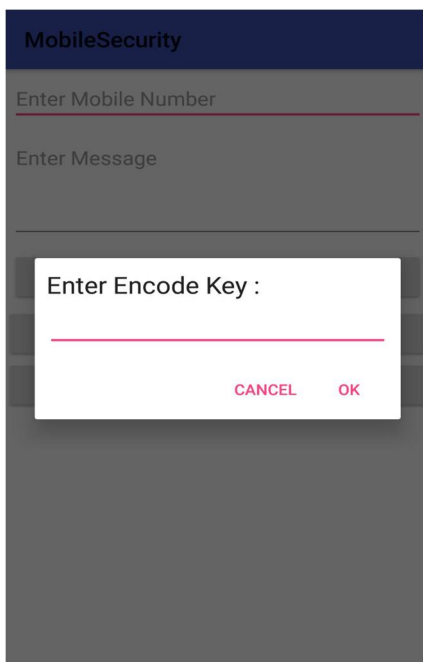
D. Image and Video Conversion

Normally every picture, videos and GIF files were stored in gallery on their own format like JPG, Jpeg, avi etc. By this way of saving, user database will easily be compromised by the third party. So to avoid those types of attacks we implement a new way of storage type like image and video files will not be saved in their corresponding format; instead, they will be saved with randomized extensions of user choice. So that a third party could not be able to access those data.



E. App Access Restriction

In this module, we create a separate application for voice call as well as chatting. This way of application, we can give restrictions for other applications to read call and messages.



VI. CONCLUSION

We have taken a small step to study mobile security and discussed about the third-party access to the app .Our system is implemented in android. It requires no modification to the android operating system or framework as it based on the creation and development of our own application for security purpose. Our proposed frameworks will block all the undesirable application which request that authorization get to the contacts and gallery. In the gallery, the images and videos are saved in their own format like jpeg, gif etc. By this way of saving, third party can access the data easily. To avoid this images and videos file are saved in randomized extensions. There are some trust less applications that access the calls and messages. So to provide security we are developing a own application to store these calls and messages. To control malware and trick assaults on versatile stages it is critical to see how they achieve the client. In order to know these our system can be implemented and could be used.

REFERENCE

- [1] IDC: Smartphone OS Market Share 2015, 2014, 2013, and 2012. <http://www.idc.com/prodserv/smartphone-os-market-share.jsp>, 2015.
- [2] Viveca Woods and Rob van der Meulen. Gartner Says Emerging Markets Drove Worldwide Smartphone Sales to 15.5 Percent Growth in Third Quarter of 2015. <http://www.gartner.com/newsroom/id/3169417>, 2015.
- [3] A state-of-the-art survey of malware detection approaches using data mining techniques. Souri , A. & Hosseini, R. Hum. Cent. Comput. Inf. Sci. (2018) 8: 3. <https://doi.org/10.1186/s13673-018-0125x>.
- [4] Management by objectives. Originally published in The 1972 Annual Handbook for Group Facilitators by J. William Pfeiffer & John E. Jones (Eds.), San Diego, CA: Pfeiffer & Company.
- [5] The value of banner advertising on the web by Kelvin Kozlenin December 2006. <https://mospace.umsystem.edu/xmlui/bitstream/handle/10355/4557/research.pdf>.
- [6] Interactive Journal of Medical Research. Published on 21.07.17 in Vol 6, No 2 (2017): Jul-Dec. <https://www.i-jmr.org/2017/2/e11/>.





10.22214/IJRASET



45.98



IMPACT FACTOR:
7.129



IMPACT FACTOR:
7.429



INTERNATIONAL JOURNAL FOR RESEARCH

IN APPLIED SCIENCE & ENGINEERING TECHNOLOGY

Call : 08813907089  (24*7 Support on Whatsapp)