



IJRASET

International Journal For Research in
Applied Science and Engineering Technology



INTERNATIONAL JOURNAL FOR RESEARCH

IN APPLIED SCIENCE & ENGINEERING TECHNOLOGY

Volume: 3

Issue: IV

Month of publication: April 2015

DOI:

www.ijraset.com

Call:  08813907089

E-mail ID: ijraset@gmail.com

Assessment of the Impact of Fireworks on Ambient Air Quality

Sapan Bhatnagar¹, Shubham Dadhich²

Department of Chemical Engineering, Indian School of Mines Dhanbad, Jharkhand

Department of Civil Engineering, National Institute of Technology Warangal, Andhra Pradesh, India

Abstract—Fireworks are one of the most unusual sources of pollution in atmosphere; although transient, these pollution episodes are responsible for high concentrations of pollutants. The festival of Diwali is celebrated all over India with extensive coordinated fireworks display. The influence of these celebrations on the immediate and long-term air quality and impact on the health and well being of the public needs research. Atmospheric pollutants emitted during fireworks display, have significant effects on human health and environment, on the eve of Diwali festival when extensive fireworks are burnt. The combustion clouds contain harmful fumes and particulate matter released at the surface. Particulate matter is one of the major concerns, with PM_{10} and $PM_{2.5}$ being especially hazardous. Existing emission standards impose restrictions on the total mass concentration of emitted particulates, PM_{10} and $PM_{2.5}$. This study is focused on the influence of fireworks on the ambient air quality at Dhanbad, India, during Diwali in October 2014. Particulate matter samples are collected during the period of three days, on the day of Diwali and also on the day before and the day after. Elevated concentrations of particulates PM_{10} and $PM_{2.5}$ were measured during the intense usage of fireworks. The concentration of PM_{10} was observed to increase to about four fold over the control days of observation during the period. Moreover, the concentration of $PM_{2.5}$ increased by 200%. The fireworks activities have been increasing every year and generation of particulates at their increased levels for short duration can potentially cause adverse health impacts on a regional scale in a highly populated region.

Keywords—Fireworks; Particulates; Air Quality

I. INTRODUCTION

Urban outdoor air pollution is estimated to cause 2 million deaths throughout the world every year (World Health Organization) and have been related to a variety of harmful health effects. Air pollution is an emerging issue in the city of Dhanbad, one of the most populous city of Jharkhand and second largest urban agglomeration in the state.

Fireworks are truly unique sources of atmospheric pollution that generate massive quantities of pollutants within a short span of time. They are generally associated with festivities worldwide, such as New Year's Eve celebrations, the Las Fallas in Spain, the Lantern Festival in China, Bonfire Night in UK, the 4th of July celebrations in US and Diwali festival in India. These events involve extensive use of pyrotechnics on a regional, and often, national scale.

In recent times, short-term air quality degradation episodes are drawing increased attention of the scientific community as they considerably affect human health through long-term adverse effects. This provides scientists with a unique opportunity to study short-term degradation of air quality and its likely human health impacts. Burning of fireworks during festivals are significant contributors to air pollution in India, which are of increasing concern in terms of health hazards and effects on environment. Diwali festival experiences the most extensive burning of fireworks in India causing a major concern for environmental and atmospheric pollutants such as, particulate matters (PM_{10} and $PM_{2.5}$) which are released in significant quantity, associated with serious health hazards. Particulate Matters (PM_{10} and $PM_{2.5}$) are an air pollutant that causes major environmental problems and has a disproportionately harmful impact on human cardiovascular and respiratory systems.

Air aerosol is the main factor for the pollution of atmosphere and has caused many environmental problems, such as impact on human health, visibility, and climate changes. Especially, inhalable particulate (PM_{10}) is directly related to human health, which can exist stably in the atmosphere for a long time, penetrate indoors easily and even get deep into the lungs and some may even get into the bloodstream (US EPA, 2003). So, PM_{10} has been widely studied to assess and regulate air quality. And recently much attention has been paid to the table 1.

International Journal for Research in Applied Science & Engineering Technology (IJRASET)

National Ambient Air Quality Standards (NAAQS), by CPCB, India.

Atmospheric Pollutants	National Ambient Air Quality Standards ($\mu\text{g}/\text{m}^3$)
PM₁₀	100
PM_{2.5}	60

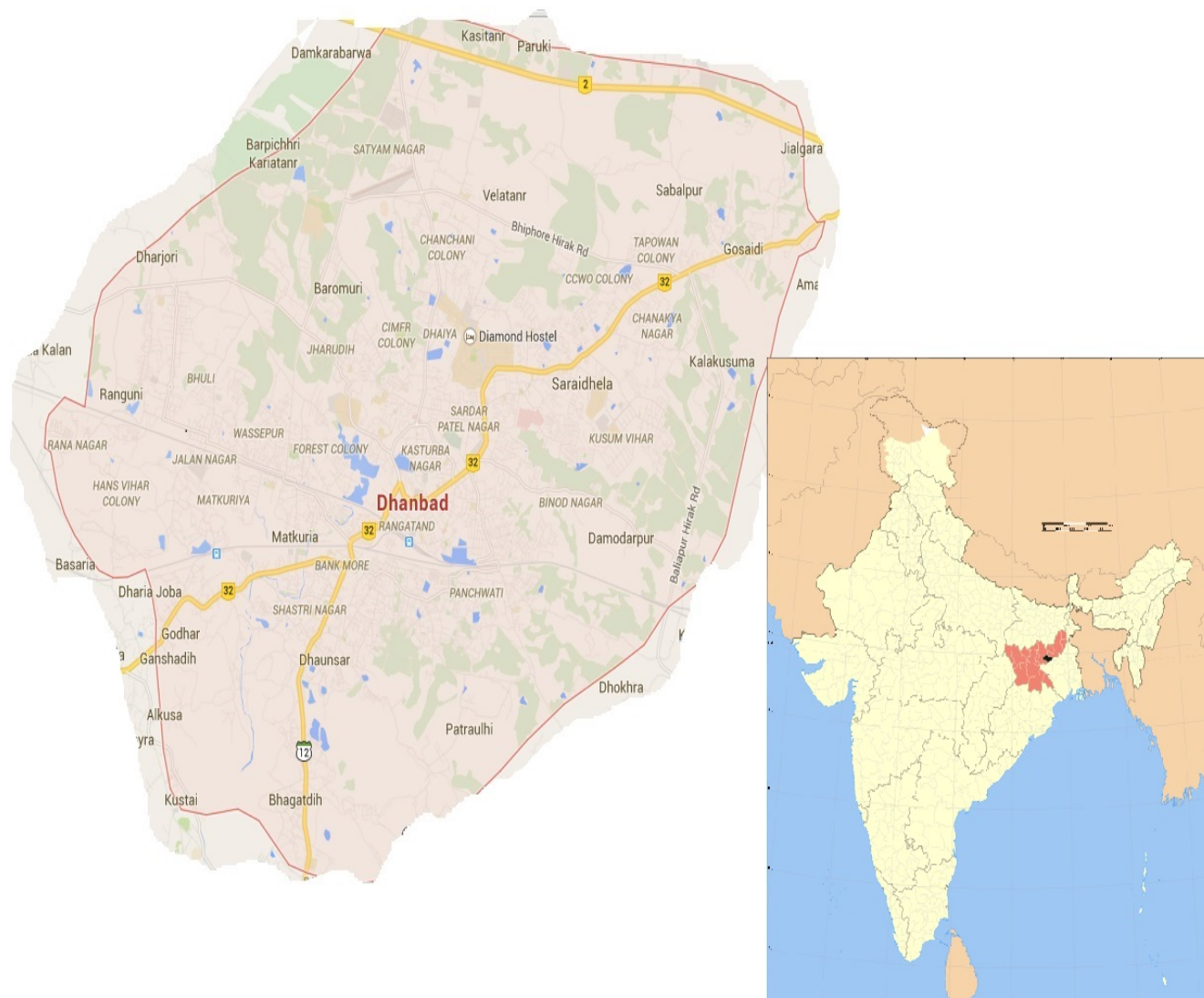


Fig.1. Political map of India, the zoomed portion is shown outside the map presenting the schematic layout of Dhanbad

effect of PM on human health, following some epidemiological studies with different pollutant levels, because its chemical composition directly affected its physicochemical property. A number of publications have appeared describing the environmental and health impact of firework smoke. It is not unreasonable to expect that the burning of fireworks on Diwali season could be exerting a significant impact on the local air quality and also possibly the health of the population. The objective of this work was to establish whether the concentrations of PM₁₀ and PM_{2.5} in ambient air in Dhanbad are effected measurably by fireworks emissions. Sampling was performed continuously during the period of three days in October 2014 and the contents of PM₁₀ and PM_{2.5} were determined.

International Journal for Research in Applied Science & Engineering Technology (IJRASET)

II. EXPERIMENTAL METHODOLOGY

A. Area description and Sampling Site

Dhanbad is the most densely populated city in the state, affected by increasing air pollution level as a result of concentrated industrial activities and urbanization. Dhanbad is an industrial city and one of the busiest commercial centres in India. It is famous for its coal mining and has some of the largest mine reserves in India and is also known as Coal Capital of India. It lies between 23.8° North latitude and 86.45° East longitude. A schematic layout of Dhanbad is shown in Fig. 1. The land area of Dhanbad District is about 2000 km² with an average population density of around 1000 per square kilometer. Dhanbad being one of the highly populated regions in Jharkhand, any significant change in the air quality can induce dramatic influence in the social picture for this region. The daily vehicular emissions results in the increase of atmospheric pollution with heavy particulate-loading. Diwali is celebrated in Dhanbad along with rest of India with great enthusiasm. Huge amount of crackers and sparklers are burnt mainly on the day of festival (Diwali day) and also on the day before and the day after. The selected study location includes one of the busiest roads in Dhanbad with vehicles moving around all the time, which are considered to be the major traffic intersection in the city and exhibit intense human activity. The impact of firecrackers on the air quality over Dhanbad district in Jharkhand was carried out. We focused on changes in the PM₁₀ and PM_{2.5} concentration levels in the atmosphere during the fireworks associated with Diwali festival on October 22nd, 23rd and 24th, 2014.

B. Sampling

In the present study Particulate matter samples are collected for twenty four hours with the starting time 00:00 am to 11:00 pm during Diwali, the day before and the day after.

In this method, high volume pump is situated in an appropriate location preferably a little bit higher from the ground level (5 m). The flow rate of pump would be adjusted, considering the location of pollutants dispersion in the environment. A fiber glass filter is placed in the filter holder and sampling is done. Filters before being used, are kept for 24 h in silica gel desiccators to equilibrate to the temperature and relative humidity held at constant values. Thereafter, the filters are weighted using an exact scale. After sampling, the moistures of filters are absorbed again, the differences between the filter's weights before and after the sampling are measured and also the amounts of particulates per volume unit are measured and the contents of PM₁₀ and PM_{2.5} are determined. The existing mass concentrations of PM₁₀ and PM_{2.5} are then compared with the EPA established National Ambient Air Quality Standards (NAAQS).

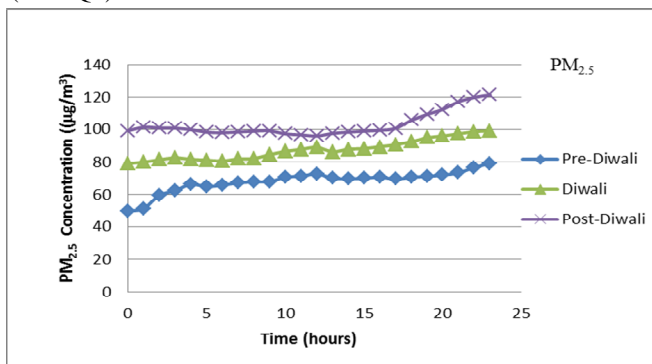


Fig.2. Concentration of PM_{2.5} over three days during Diwali

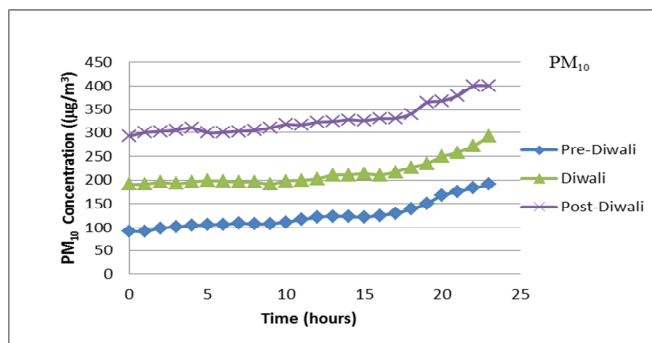


Fig.3. Concentration of PM₁₀ over three days during Diwali

International Journal for Research in Applied Science & Engineering Technology (IJRASET)

III. RESULTS AND DISCUSSION

Table 1 shows the standard limit of the air quality parameters as indicated in the National Ambient Air Quality Standards (NAAQS), published by Central Pollution Control Board (CPCB), New Delhi. The most critical pollutant observed during the period is PM_{10} . The average concentrations of the pollutants over three days $>220 \mu\text{g}/\text{m}^3$ for PM_{10} , $>86 \mu\text{g}/\text{m}^3$ for $PM_{2.5}$. The data (Fig. 2 and Fig. 3) for PM_{10} and $PM_{2.5}$ show the highest concentration levels of $400.6 \mu\text{g}/\text{m}^3$ and $121.5 \mu\text{g}/\text{m}^3$ respectively. The enhanced average concentration levels of these air pollutants are due to the burning of fire-crackers and sparkles on the Diwali nights. It may be noted that during Diwali, the average mass concentrations of PM_{10} and $PM_{2.5}$ are much higher than the prescribed NAAQS limit. It is a serious threat to the environment that the particulate matter emitted by the firecrackers on the Diwali nights not only causes severe health hazards but also has a prolonged impact on the meteorological environment.

REFERENCES

- [1] Babu, S.S., Moorthy, K.K., 2001. Anthropogenic impact on aerosol black carbon mass concentration at a tropical coastal station: a case study. *Curr. Sci.* 81, 1208-1214.
- [2] Bapna, M., Raman, R.S., Ramachandran, S., Rajesh, T.A., 2013. Airborne black carbon concentrations over an urban region in western India: temporal variability, effects of meteorology, and source regions. *Environ. Sci. Pollut. Res.* 20, 1617-1631. <http://dx.doi.org/10.1007/s11356-012-1053-3>.
- [3] Barman, S.C., Singh, R., Negi, M.P.S., Bhargava, S.K., 2008. Ambient air quality of Lucknow city (India) during use of fireworks on Diwali festival. *Environ. Monit. Assess.* 137, 495-504.
- [4] Barman, S.C., Singh, R., Negi, M.P.S., Bhargava, S.K., 2009. Fine particles ($PM_{2.5}$) in ambient air of Lucknow city due to fireworks on Diwali festival. *J. Environ. Biol.* 30, 625-632.
- [5] Bhuyan, P.K., Bharali, C., Pathak, B., Kalita, G., 2014. The role of precursor gases and meteorology on temporal evolution of O_3 at a tropical location in northeast India. *Environ. Sci. Pollut. Res.* 21, 6696-6713. <http://dx.doi.org/10.1007/s11356-014-2587-3>.
- [6] Burkart, K., Canario, P., Breitner, S., Schneider, A., Scherber, K., Andrade, H., Alcoforado, M.J., Endlicher, W., 2013. Interactive short-term effects of equivalent temperature and air pollution on human mortality in Berlin and Lisbon. *Environ. Pollut.* 183, 54-63. <http://dx.doi.org/10.1016/j.envpol.2013.06.002>.
- [7] Chatterjee, A., Sarkar, C., Adak, A., Mukherjee, U., Ghosh, S.K., Raha, S., 2013. Ambient air quality during Diwali festival over Kolkata - a mega-city in India. *Aerosol Air Qual. Res.* 13, 1133-1144. <http://dx.doi.org/10.4209/aaqr.2012.03.0062>.
- [8] Cheng, Y., Engling, G., He, K., Duan, F., Du, Z., Ma, Y., Liang, L., Lu, Z., Liu, J., Zheng, M., Weber, R.J., 2014. The characteristics of Beijing aerosol during two distinct episodes: impacts of biomass burning and fireworks. *Environ. Pollut.* 185, 149-157. <http://dx.doi.org/10.1016/j.envpol.2013.10.037>.
- [9] Drewnick, F., Hings, S.S., Curtius, J., Eerdekens, G., Williams, J., 2006. Measurement of fine particulate and gas-phase species during the New Year's fireworks 2005 in Mainz, Germany. *Atmos. Environ.* 40, 4316-4327. <http://dx.doi.org/10.1016/j.atmosenv.2006.03.040>.
- [10] Ganguly, N.D., 2009. Surface ozone pollution during the festival of Diwali, New Delhi, India. *Earth Sci. India* 2, 224-229.
- [11] Kulshrestha, U.C., Rao, T.N., Azhaguvel, S., Kulshrestha, M.J., 2004. Emissions and accumulation of metals in the atmosphere due to crackers and sparkles during Diwali festival in India. *Atmos. Environ.* 38, 4421-4425.
- [12] Mandal, R., Sen, B.K., Sen, S., 1997. Impact of fireworks on our environment. *Indian J. Environ. Prot.* 17, 850-853.
- [13] Nastos, P.T., Paliatatos, A.G., Anthracopoulos, M.B., Roma, E.S., Kostas, N., 2010. Outdoor particulate matter and childhood asthma admissions in Athens, Greece: a timeseries study. *Environ. Health* 9, 45.
- [14] Nishanth, T., Praseed, K.M., Rathnakaran, K., Sathesh Kumar, M.K., Ravi Krishna, R., Valsaraj, K.T., 2012. Atmospheric pollution in a semi-urban, coastal region in India following festival seasons. *Atmos. Environ.* 47, 295-306. <http://dx.doi.org/10.1016/j.atmosenv.2011.10.062>.
- [15] Pachauri, T., Singla, V., Satsangi, A., Lakhani, A., Kumari, K.M., 2013. Characterization of major pollution events (dust, haze, and two festival events) at Agra, India. *Environ. Sci. Pollut. Res.* 20, 5737-5752. <http://dx.doi.org/10.1007/s11356-013-1584-2>.
- [16] Pope III, C.A., Burnett, R.T., Thun, M.J., Calle, E.E., Krewski, D., Ito, K., Thurston, G.D., 2002. Lung cancer, cardiopulmonary mortality, and long-term exposure to fine particulate air pollution. *J. Am. Med. Assoc.* 287, 1132-1141.
- [17] Pope III, C.A., Dockery, D.W., 2006. Health effects of fine particulate air pollution: lines that connect. *J. Air Waste Manag. Assoc.* 56, 709-742.
- [18] Prakash, D., Payra, S., Verma, S., Soni, M., 2013. Aerosol particle behavior during dust storm and Diwali over an urban location in north western India. *Nat. Hazards* 69, 1767-1779. <http://dx.doi.org/10.1007/s11069-013-0780-1>.
- [19] Ravindra, K., Mor, S., Kaushik, C.P., 2003. Short-term variation in air quality associated with firework events: a case study. *J. Environ. Monit.* 5, 260-264.
- [20] Roberts, S., 2013. Have the short-term mortality effects of particulate matter air pollution changed in Australia over the period 1993-2007? *Environ. Pollut.* 182, 9-14. <http://dx.doi.org/10.1016/j.envpol.2013.06.036>.
- [21] Samoli, E., Nastos, P.T., Paliatatos, A.G., Katsouyanni, K., Priftis, K.N., 2011. Acute effects of air pollution on paediatric asthma exacerbation: evidence of association and effect modification. *Environ. Res.* 111, 418-424.
- [22] Singh, D.P., Gadi, R., Mandal, T.K., Dixit, C.K., Singh, K., Saud, T., Singh, N., Gupta, P.K., 2010. Study of temporal variation in ambient air quality during Diwali festival in India. *Environ. Monit. Assess.* 169, 1-13. <http://dx.doi.org/10.1007/s10661-009-1145-9>.
- [23] Tao, Y., Mi, S., Zhou, S., Wang, S., Xie, X., 2014. Air pollution and hospital admissions for respiratory diseases in Lanzhou, China. *Environ. Pollut.* 185, 196-201. <http://dx.doi.org/10.1016/j.envpol.2013.10.035>.
- [24] Thakur, B., Chakraborty, S., Debsarkar, A., Chakraborty, S., Srivastava, R.C., 2010. Air pollution from fireworks during festival of lights (Deepawali) in Howrah, India - a case Study. *Atmosfera* 23, 347-365.
- [25] Vecchi, R., Bernardoni, V., Cricchio, D., Alessandro, A.D., Fermo, P., Lucarelli, F., Nava, S., Piazzalunga, A., Valli, G., 2008. The impact of fireworks on

International Journal for Research in Applied Science & Engineering Technology (IJRASET)

airborne particles. *Atmos. Environ.* 42, 1121-1132. <http://dx.doi.org/10.1016/j.atmosenv.2007.10.047>.

- [26] Vyas, B.M., Saraswat, V., 2012. Studies of Atmospheric Aerosol's Parameters during pre-Diwali to post-Diwali festival period over Indian Semi Arid Station i.e., Udaipur. *Appl. Phys. Res.* 4, 41-55.
- [27] Wang, Y., Zhuang, G., Xua, C., An, Z., 2007. The air pollution caused by the burning of fireworks during the lantern festival in Beijing. *Atmos. Environ.* 41, 417-431.
- [28] Sharma, M., Pandey, R., Maheshwari, M., Sengupta, B., Shukla, B.P., Gupta, N.K., and Johri S. (2003a) Interpretation of air quality data using an air quality index for the city of Kanpur, India, *Journal of Environmental Engineering and Science*, Vol.2, pp.453-462.
- [29] Anikender Kumar and P.Goyal, "Forecasting of air quality index in Delhi using principal component regression technique", *Atmospheric Pollution Research* 2, 436-444 (2011).
- [30] Senthilnathan, T. (2007) Analysis of concentration of Air pollutants and Air Quality Index levels in the ambient air in Chennai city, *Journal of Institution of Engineers*, Vol.87, pp.3- 7.
- [31] Katsouyanni, K. et al. (2001), Confounding and effect modification in the short-term effects of ambient particles on total mortality: results from 29 European cities within the APHEA2 project. *Epidemiology*, 12:521-531.
- [32] Anikender Kumar and P.Goyal, "Forecasting of air quality index in Delhi using neural network based on principal component analysis" *Pure and Applied Geophysics*, 170, 711-722 (2013).
- [33] US Environmental Protection Agency (USEPA) (2008)... Air quality index: a guide to air quality and your health. Environmental Protection Agency, Office of Air Quality Planning and Standards, Research Triangle Park.
- [34] Sharma, M., Pandey, R., Maheshwari, M., Sengupta, B., Shukla, B.P., and Mishra, A. (2003b) Air quality index and its interpretation for the city of Delhi, *Clean Air, International Journal on Energy for a Clean Environment*, Vol.4, pp.83-98.
- [35] Pope and Dockery (2006), Health Effects of Fine Particulate Air Pollution: Lines that Connect ISSN 1047-3289 *J. Air & Waste Manage. Assoc.* 56:709-742.
- [36] Central Pollution Control Board (CPCB) (2000), Air quality status and trends in India. *Parivesh News Letter*, 4, Central Pollution Control Board, New Delhi.
- [37] Cairncross, E.K., John, J. and Zunckel, M. (2007). A Novel Air Pollution Index Based on the Relative Risk of Daily Mortality Associated with Short-term Exposure to Common Air Pollutants. *Atmos. Environ.* 41: 8442-8454.
- [38] Sarkar, S., Khillare, S., P., Jyethi, S., D., Hasan, A., Parween, M., Chemical speciation of respirable suspended particulate matter during a major firework festival in India, *Journal of Hazardous Materials* 184 (2010) 321-330.
- [39] Baroutian, S., Mohebbi, A., Goharrizi, S., A., Measuring and modeling particulate dispersion: A case study of Kerman Cement Plant, *Journal of Hazardous Materials* A136 (2006) 468-474.
- [40] M. Crawford, *Air Pollution Control Theory*, McGraw-Hill .Book Company, New York, 1976.
- [41] K. Hadad, S. Mehdizadeh, M. Sohrabpour, Impact of different pollutant sources on Shiraz air pollution using SPM elemental analysis, *Environ. Int.* 29 (2003) 39-43.
- [42] Central Pollution Control Board (CPCB) (2003), Ambient air quality statistics for Indian metro cities. Central Pollution Control Board, Zonal Office, Bangalore.
- [43] Rao, C.V.C., Chelani, A.B., Phadke, K.M., Hasan, M.Z., (2002). Formation of an air quality index in India. *International Journal of Environmental Studies* 59, 331-342.
- [44] Beig G., and S. Gunthe (2004), Towards Characterizing Air Quality Standards for Ozone in India, *ENVIS-Newsletter*, Jan-April, Vol 2, Issue 1.



10.22214/IJRASET



45.98



IMPACT FACTOR:
7.129



IMPACT FACTOR:
7.429



INTERNATIONAL JOURNAL FOR RESEARCH

IN APPLIED SCIENCE & ENGINEERING TECHNOLOGY

Call : 08813907089  (24*7 Support on Whatsapp)