

Assistive Interpreter for Specially Abled People Implemented using Arduino

Anushree Joshi¹, Sindu K², Mrs. Jyoti Neeli³

^{1,2}UG Student, ³Professor, "Department of Information Science And Engineering, Global Academy Of Technology, Bengaluru -64"

Abstract: Addressing the issues of people with visual hearing and vocal impairment through a single aiding system is a tough job. Many modern day researches focus on addressing the issues of one of the above challenge but not all. The work focuses on finding a unique technique that aids the visually impaired by letting them hear what is represented as text converts the text available as voice signals. The project provides a way for the people with hearing impairment to visualized/read which is in audio from by speech to text conversion technique and we also provide a way for the vocally impaired to represent their voice by the aid of text to voice conversion technique. All these three solutions are modulated to be in a single unique system. All these activities are coordinated with the use of ardino. The visually impaired people are helped by the process in which the image is converted to text and text to speech. The deaf people can read from a monitor which displays the message. Vocally impaired people can convey their message by text so the other person can hear their message through speaker. Using arduino, GSM, flex sensor.

Keywords: GSM, communication, specially abled.

I. INTRODUCTION

As indicated by the measurements given by the World Wellbeing Association, around 285 million individuals on the planet are visually impaired, 300 million are hard of hearing, 1 million are stupid and a lot additionally experiencing at least one of the previously mentioned physical disabilities. The advancements in Science and Innovation have come to extraordinary statures in making the Human Life simpler and agreeable within a limited capacity to focus time. Amid the most recent couple of decades, we have run over different advancements that have made our life so simpler and agreeable that we even don't need to move our body to complete an undertaking. In any case, continually running in the race to be in front of everybody we have overlooked that despite everything we have a segment of our populace called the physically debilitated individuals who are denied of the progressions of Science and Innovation since it has not given them that comfort that is required by them to feel that they also are the piece of the general public and they also can walk connected at the hip with others. Correspondence being a principal part of human life is especially hard for the general population who are visually impaired, Hard of hearing or Imbecilic. There are a little methods for correspondence between there individuals like the Braille Language [10] for correspondence between visually impaired individuals and the Communication via gestures for Moronic and Hard of hearing people. The HANDTALK should be worn on the hand by the destitute and relying upon the variety of the developments the gadget will change over it astutely into blare (can be voice as well) and in a content. This message will be out from the beeper and LCD show. The HANDTALK glove detects the developments through the flex sensors which recognize the various examples of movement. The gadget can detect cautiously every opposition and every development by the hand. At present the gadget can change over just few, however relying upon the accomplishment of this gadget couple of progressively additional highlights perhaps included later onto this expressive system. Technology has dependably been of extraordinary assistance to the incapacitated and given them some assistance to enable them to carry on with a typical and sound life like others. Installed frameworks are intended to do some particular errand, instead of be a broadly useful PC for numerous undertakings. "Embedded" mirrors how they are a vital bit of the system. Some likewise have ongoing execution imperatives that must be met, for reason, for example, security and usability; others may have low or no exhibition prerequisites, enabling the framework equipment to be disentangled to lessen costs. An implanted framework isn't generally a different square regularly it is physically worked in to the gadget it is controlling.



Figure 1: System Block Diagram

II. LITERATURE REVIEW

A. distributed sensor glove [6, 7, and 8]. The Information Section Glove was initially conceived as an option in contrast to the console, and made it conceivable to create 96 printable ASCII characters from 80 diverse finger positions. The glove was made out of fabric and had flex sensors along the fingers, material sensors on the fingertips, and inertial sensors positioned on the knuckle side of the hands. The appropriation of the sensors was indicated with the point of perceiving the Single Hand Manual Letters in order for the American Hard of hearing [7]. B. Multi-Modular Interfaces (Tyflos-Koufos) [3] This task was proposed so as to accomplish the need to change over various modalities into basic medium shared and reasonable by hard of hearing and visually impaired people, for example, changing over pictures into Regular Language (NL) content. [5]. This task gave a model that comprised of cameras connected to dull glasses alongside speaker and receiver and a compact PC. Inspiration: We went over different innovations that can help distinctively abled individuals to impart among them and with the ordinary world effectively yet the majority of the advances considered so far were centering just a specific parameter or degree of disability among the three of Visual deficiency, Deafness and Stupidity. None of the innovation was developed to the point that it can be utilized as a general methodology that can handle any blend of these three disabilities. So to unravel this reason, we proposed a methodology that can be utilized as a general manner by which individuals experiencing any sort of mix of these three disabilities can think of themselves as a part of the real world.

III. PROPOSED SYSTEM

The main motive of our paper is to introduce an idea that can help to ease the way the disabled people use to communicate with each other or with the world. Our model will make the communication easy between the disabled people based on the extent of their abilities. In our approach we are considering all the possible combinations of the disabilities of Blindness, Deafness and Dumbness by which a person can suffer. Our device will take the input message from the differently abled sender as per his abilities and convert that message to be transferred to long or short distances as per the requirements. Once the message is transmitted to the receiver then again it is converted as per the facility and abilities of the receiver. We have come across several combinations that are possible in case of the three above mentioned disabilities and the solutions to these possibilities.

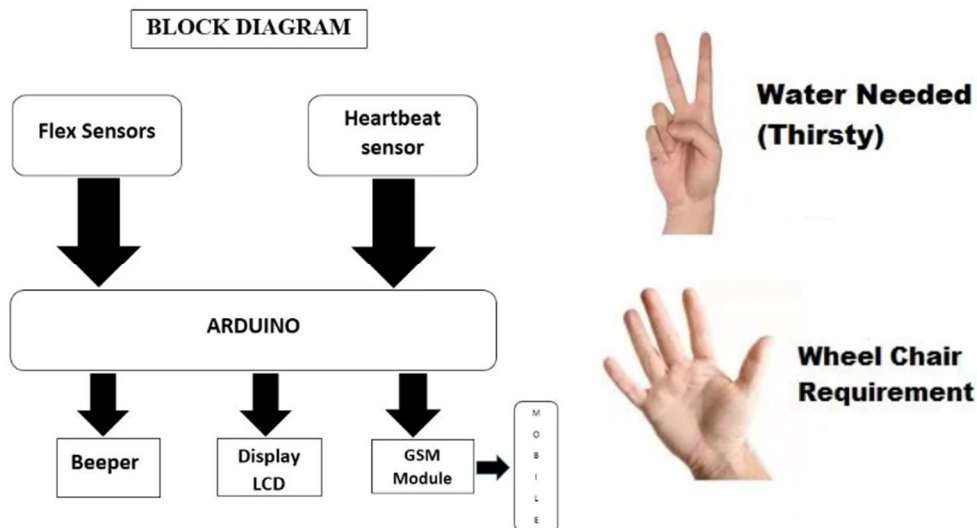


Figure 2: Proposed System Architecture Diagram

IV. DISCUSSION OF PROPOSED WORK

The proposed work is taking care of all the possibilities and combination of the three disabilities namely blindness, deafness and dumbness from which a person can suffer. Moreover, it also considers distance as a major barrier in communication which has been using a technique that will remove the barrier of distance between communications of such people. The proposed model is described below as passing message from one form to another.

Hard ware requirements: arduino UNO / nano, flex sensors(2.2 inch) -4/5,pulse sensor, GSM module SIM 900A, beeper, resistor – 50k ohm, 10K Ohm, LCD display, glove capacitors connecting wires RF module (if we want make to wireless)

Software requirements: Arduino IDE.

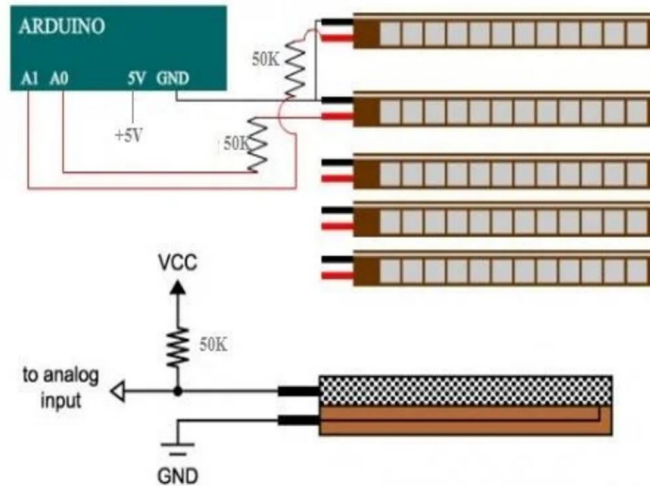


Figure 3: Connection Of Flex Sensor With Arduino




Figure 4: Design Of Hardware Used In Project




Figure 4: Hardware Connection With Glove Sensor In Proposed Work Flow

A. Setup

- 1) Connect the Flex sensor with Arduino as appeared in fig. with legitimate course of action of resistors.
- 2) Connect the GSM module with Arduino. (RX and Tx)
- 3) Fix all the Flex Sensors on the Glove.
- 4) Connect LCD to arduino. (Pins are talked about in program).
- 5) Connect Beeper with arduino. (Stick 6)

B. Working

The hand glove (fitted with Flex sensors and Heartbeat sensor*), GSM module, RF Transmitter* and Arduino Uno as a Controller. Every one of the signals made by the hand glove (with Flex sensor) is changed over into various messages and directions for the activity of various gadgets. Precedent, on the off chance that I need to begin a fan, at that point an order is send to the beneficiary end by the microcontroller with the assistance of RF module and the fan is effectively constrained by the comparing motions. Presently on the off chance that, I need water (or wheelchair or whatever else), I should simply to make a comparing signal in like manner and that motion would be changed over into instant message and sent to the next individual through the GSM module. Presently utilizing the Android application we can change over the instant messages into voice moreover. The Heart beat module is utilized for the Pulse monitoring of the patient. On the off chance that there is any issue in pulse, at that point a message is additionally sent to the specialist or relatives too. In this task as of now we are utilizing seven signals because of the issue of the exactness yet we can include around 100 or more motions. A few instances of signals are in appeared in pictures.

- 1) Pulse sensor is utilized for heartbeat monitoring.
- 2) RF Transmitter is utilized for remote hand glove.

C. Applications

- 1) It can be used in hospitals that need several measurement systems which can investigate physiological parameters of the patients.
- 2) It can go about as a correspondence help for the meeting and discourse disabled people.
- 3) Using this we can control any electronic machines and gadgets remotely by including some others motions and directions.
- 4) This venture can be additionally utilized as Marked Language Convertor/Mediator.
- 5) For gaming purposes like 3D gaming, at the spot of joysticks.
- 6) It can be utilized in military activities dependent available motions, which can be utilized for squad correspondence.
- 7) The hand motion recognition framework can be utilized in mechanical technology, work area and tablet PC applications and gaming.
- 8) The Handtalk additionally can be utilized for HOME Mechanization.

V. CONCLUSION

In this paper we have proposed the fundamental methodology of the framework which can be a valuable device in banishing the hindrance of disabilities in correspondence of the general population experiencing any of the conceivable blend of Visual impairment, Deafness and Ineptitude among themselves just as should be expected individuals. We have mulled over that can touch base if there should arise an occurrence of the three sort of disabilities and facilitate each incapacitated individual also, the typical individual to speak with the crippled ones. The individual can convey and exchange the message according to his ability and want. The moronic can utilize their Gesture based communication to transmit the message while the individuals who are unfit to comprehend the Gesture based communication can utilize the gadget to get the yield in either sound or textual structure. In addition the message can likewise be shown as content on the LCD screen for Hard of hearing individuals and even the transmission of the message can be made over huge separations by the utilization GSM Remote Systems. Hence this methodology can handle to any kind of trouble that can go over the procedure of correspondence among distinctively abled individuals and the ordinary world.

VI. FUTURE WORK

There can be various future headways that can be related with this exploration work some of which are portrayed underneath as:

- A. We are utilizing the Arduino GSM Shield to make connectivity over long separations. Be that as it may, we are utilizing just the call and instant message highlight of this innovation. In future some new way can be created that can utilize the Web connectivity highlight of GSM Shield to make the connectivity of the gadget better also, for longer separations.
- B. Arduino Innovation likewise gives Ethernet, WI-FI and Bluetooth support. Than join these highlights to our gadget to make it fit for interfacing with some other gadget with WI-FI and Bluetooth support.
- C. There can be more flawlessness in detecting the developments and motions with the goal that the message transmission can be made smoother.
- D. Since this is a kind of wearable innovation, we can consider new headways that can be embedded so the gadget can be made increasingly reduced, quicker and solid.



REFERENCES

- [1] Anbarasi Rajamohan, Hemavathy R., Dhanalakshmi M Journal of Scientific Engineering and Technology Volume 2 Issue 5, pp : 336-341 (ISSN : 2277-1581)
- [2] Kuldeep Singh Rajput, Shashank Deshpande, Uma mudenagudi, "interactive accelerometric glove for hearing impaired".
- [3] Modal Interfaces for Interaction-Communication between Hearing and Visually Impaired Individuals: Problems &with Artificial Intelligence.
- [4] NetchanokTanyawiwat and SurapaThiemjarus, Design of an Assistive Communication Glove using Combined Sensory Channels, 2012, Ninth International Conference on Wearable and Implantable Body Sensor Networks.
- [5] N.Bourbakis, An SPNG based method for image to NL text conversion, PR Journal.
- [6] G. Grimes, Digital Data Entry Glove Interface Device, AT & T Bell Labs, 1983.
- [7] D.sturman and d.zelter a survey of glove-based input vol 14, no. 1, pp. 30-39, 1994.
- [8] Journal, vol. 7, no. 1, pp. 41-46, 2007.
- [9] A neuralnetwork interface between a data-glove and Networks, vol. 4, no. 1, pp. 2-8, 1993. [10] en.wikipedia.org/wiki/Braille
- [10] en.wikipedia.org/wiki/American_Sign_Language
- [11] Arduino.cc/en/Main/Products
- [12] Arduino.cc/en/Main/ArduinoGSMShield
- [13] www.ti.com/product
- [14] www.ti.com/tool/beaglebk?DCMP=PPC_Google_TI&k_clickid=1ccc422b-a6a2-03a8-420c-0000782fc37a#descriptionArea
- [15] Arduino.cc/en/Main/ArduinoBoardUno
- [16] www.sparkfun.com/products/8449 2.232